



# W 2025 OFFICIAL MEDIA GUIDE







# 2025 CITY CONNECT

OUR DIAMOND. OUR DISTRICT.







<b>2019 POSTSEASON</b>	<b>3</b>
<b>NATIONALS PARK</b>	<b>12</b>
<b>IN THE COMMUNITY</b>	<b>22</b>
<b>OWNERSHIP &amp; FRONT OFFICE</b>	<b>34</b>
<b>EXECUTIVES</b>	<b>56</b>
<b>MANAGER &amp; COACHING STAFF</b>	<b>78</b>
<b>PLAYERS</b>	<b>93</b>

ABRAMS, CJ.....	96	HENRY, Cole.....	124	RIBALTA, Orlando.....	151
ACOSTA, Daison.....	98	HERZ, DJ.....	125	ROMERO JR., Max.....	152
ADAMS, Riley.....	99	HOUSE, Brady.....	127	ROSARIO, Amed.....	153
ADON, Joan.....	100	IRVIN, Jake.....	128	RUIZ, Keibert.....	155
BAKER, Darren.....	101	KNIZNER, Andrew.....	130	RUTLEDGE, Jackson.....	157
BELL, Josh.....	102	LARA, Andry.....	131	SALAZAR, Eduardo.....	158
BRZYKCY, Zach.....	104	LAW, Derek.....	132	SIMS, Lucas.....	159
CALL, Alex.....	105	LILE, Daylen.....	134	SINCLAIR, Jack.....	161
CAVALLI, Cade.....	106	LIPSCOMB, Trey.....	135	SOROKA, Michael.....	162
CHAPARRO, Andrés.....	107	LOMAVITA, Caleb.....	136	STUART, Tyler.....	164
CREWS, Dylan.....	108	LÓPEZ, Jorge.....	137	SUSANA, Jarlin.....	165
DEJONG, Paul.....	109	LORD, Brad.....	139	TENA, José.....	166
FERRER, Jose A.....	111	LOWE, Nathaniel.....	140	THOMPSON, Mason.....	167
FINNEGAN, Kyle.....	112	MILLAS, Drew.....	142	WALLACE, Cayden.....	168
GARCÍA JR., Luis.....	114	MORALES, Yohandy.....	143	WILLIAMS, Trevor.....	169
GARRETT, Stone.....	116	NÚÑEZ, Nasim.....	144	WOOD, James.....	171
GORE, MacKenzie.....	117	OGASAWARA, Shinnosuke.....	145	YEPEZ, Juan.....	172
GRAY, Josiah.....	119	PARKER, Mitchell.....	146	YOUNG, Jacob.....	174
GRISSOM JR., Marquis.....	121	PILKINGTON, Konnor.....	147		
HASSELL III, Robert.....	122	PINCKNEY, Andrew.....	148		
HELVEY, Clay.....	123	POCHE, Colin.....	149		

<b>2024 IN REVIEW</b>	<b>178</b>
<b>HISTORY &amp; RECORDS</b>	<b>188</b>
<b>SCOUTING, RESEARCH &amp; PLAYER DEV.</b>	<b>285</b>
<b>MEDIA</b>	<b>340</b>
<b>2025 SEASON SCHEDULE</b>	<b>347</b>

Photos courtesy of the Washington Nationals, Major League Baseball, Getty Images, Rochester Red Wings, Harrisburg Senators, Wilmington Blue Rocks, Fredericksburg Nationals, and the National Baseball Hall of Fame and Museum.

Statistical information and support provided by the MLB Research Tool Elias Sports Bureau, STATS LLC, MLB Information Systems, Player Profiles, MLB.com, MiLB.com, FanGraphs.com and Baseball-Reference.com



# 2019 POSTSEASON











From a 19-31 record to start the 2019 season, to the National League Wild Card game against the Milwaukee Brewers, to Game 7 of the World Series against the Houston Astros, Washington's historic path to its first World Series Championship can best be described by what Nationals manager Dave Martinez said following Game 4 of the National League Championship Series:

*“Often bumpy roads lead to beautiful places.  
And this is a beautiful place.”*

## HISTORY MADE

On that bumpy road to winning the World Series, the Washington Nationals had many memorable moments and made some history along the way...

- They became the first team in Major League history to win the World Series by winning all four games on the road.
- The Nationals faced elimination five times in the 2019 Postseason. They trailed in all five and came back to win all five. They are the first team in Major League history to have five comeback wins when facing elimination in a single Postseason.
- The pitchers they beat in those games included Josh Hader, Rich Hill, Clayton Kershaw, Justin Verlander and Zack Greinke.
- In those five contests, the Nationals outscored opponents 19-0 from the seventh inning on.
- From Game 4 of the NLDS to Game 3 of the World Series, the Nationals put together an eight-game winning streak. The eight-game winning streak matched the longest winning streak by any Club in a single Postseason, joining the 2014 Kansas City Royals, 2005 Chicago White Sox and 2004 Boston Red Sox.







OCTOBER 1, 2019

**MILWAUKEE BREWERS**

**3**

**WASHINGTON NATIONALS**


**4**

## NATIONAL LEAGUE WILD CARD GAME vs. MILWAUKEE BREWERS

After capping the 2019 regular season with a season-long eight-game winning streak, the Washington Nationals hosted the Milwaukee Brewers in their first ever appearance in the National League Wild Card game.

Trailing 3-1 in the bottom of the eighth inning, the Nationals loaded the bases against relief ace Josh Hader. Michael A. Taylor reached on a hit by pitch, Ryan Zimmerman singled and Anthony Rendon worked a walk. With two outs, Juan Soto singled to right field, plating Taylor and pinch-runner Andrew Stevenson. Thanks to a fielding error by right fielder Trent Grisham, Anthony Rendon was able to score from first base to put the Nationals ahead, 4-3.

Daniel Hudson closed the game out and the Nationals moved on to face the Los Angeles Dodgers in the National League Division Series.







OCTOBER 3-9, 2019

LOS ANGELES DODGERS

2

WASHINGTON NATIONALS

3

## NATIONAL LEAGUE DIVISION SERIES vs. LOS ANGELES DODGERS

The Nationals embarked on their fifth appearance in the NLDS, facing off against their 2016 NLDS foe, the Los Angeles Dodgers. Washington dropped Game 1, 6-0, but evened the series at one game apiece by taking Game 2, 4-2, behind Stephen Strasburg and his 10 strikeouts in 6.0 innings of one-run ball. To much surprise, Dave Martinez summoned Max Scherzer from the bullpen, and he went on to strike out the side in the eighth inning.

After a 10-4 loss in Game 3, the Nationals faced elimination in Game 4. Max Scherzer allowed one earned run in 7.0 innings, while Anthony Rendon (1-for-2, 3 RBI, R) and Ryan Zimmerman (2-for-4, HR, 3 RBI, R) led Washington to the 6-1 victory, forcing a Game 5 in Los Angeles.

Game 5 saw the Nationals fall behind, 3-0, after two innings. Washington scored a run in the sixth inning and, in the eighth inning, Anthony Rendon and Juan Soto clubbed back-to-back home runs off Clayton Kershaw to tie the game at 3-3. The game extended into extra innings and in the top of the 10th, Adam Eaton walked, Rendon doubled and the Dodgers intentionally walked Juan Soto, bringing Howie Kendrick to the plate. Kendrick took an 0-1 offering from Joe Kelly over the fence in center field, a grand slam to give the Nationals the 7-3 advantage. A diving catch by Michael A. Taylor in the bottom half of the inning sealed the win for Washington and sent the organization to the National League Championship Series for the first time.

10.03.19  
GAME 1 @LAD

WSH 0  
LAD 6

10.04.19  
GAME 2 @LAD

WSH 4  
LAD 2

10.06.19  
GAME 3 @WSH


LAD 10  
WSH 4

10.07.19  
GAME 4 @WSH

LAD 1  
WSH 6

10.09.19  
GAME 5 @LAD (10 INN.)

WSH 7  
LAD 3







OCTOBER 11-15, 2019

ST. LOUIS CARDINALS

WASHINGTON NATIONALS

0  
4

## NATIONAL LEAGUE CHAMPIONSHIP SERIES vs. ST. LOUIS CARDINALS

10.11.19  
GAME 1 @STL

WSH 2  
STL 0

Anibal Sánchez's masterful performance in Game 1 at Busch Stadium set the tone for the 2019 NLCS. He took a no-hitter into the eighth inning before allowing a one-out single to José Martínez. Sánchez handed the ball to Sean Doolittle, who tossed 1.1 perfect innings to earn the save and secure Washington's 2-0 win.

10.12.19  
GAME 2 @STL

WSH 3  
STL 1



In Game 2, Max Scherzer attempted to match Sánchez's outing from the night before. Scherzer tossed 6.0 no-hit innings before allowing a single to Paul Goldschmidt in the seventh. He finished the outing striking out 11 batters in 7.0 innings of one-hit, shutout ball. Adam Eaton recorded two RBI and Michael A. Taylor clubbed a solo homer in the third inning to help Washington to the 3-1 win.

10.14.19  
GAME 3 @WSH

STL 1  
WSH 8

The series shifted to Washington for Game 3, and while Stephen Strasburg (7.0 IP, 7 H, R, 12 SO) was magnificent once again, the Nationals offense broke out to lead them to the 8-1 win. Howie Kendrick recorded three doubles and three RBI, while Ryan Zimmerman had a double and two RBI, as well. Victor Robles clubbed a sixth-inning solo home run and the Nationals found themselves one win away from the World Series.

10.15.19  
GAME 4 @WSH

STL 4  
WSH 7

In Game 4, the Nationals plated seven runs in the first inning behind multi-RBI efforts from Trea Turner (2) and Yan Gomes (2). Patrick Corbin struck out 12 batters in 5.0 innings, and despite the Cardinals plating four runs between the fourth and fifth innings, the Nationals held on for the 7-4, NLCS-clinching victory.







OCTOBER 22-30, 2019

HOUSTON ASTROS3

WASHINGTON NATIONALS4

WORLD SERIES vs. HOUSTON ASTROS

Representing Washington, D.C. in the World Series for the first time since 1933, the Washington Nationals took Game 1 of the 2019 World Series, 5-4, over the Houston Astros. Trailing 2-0 after the bottom of the first, Ryan Zimmerman clubbed the first home run in Nationals World Series history to put Washington on the board in the second inning. The Nationals tied it in the fourth and took the lead in the fifth inning on an RBI-single by Adam Eaton and a two-run double by Juan Soto. Sean Doolittle closed it out with 1.1 perfect innings to seal the 5-4 victory.

In Game 2, the Nationals and Astros were tied at 2-2 after one inning before the Nationals went on to plate 10 runs from the sixth through ninth innings to take a commanding 2-0 lead in the World Series. Kurt Suzuki and Adam Eaton each clubbed their first career World Series home runs, while Asdrúbal Cabrera went 2-for-5 with three RBI.

GAME		10.22.19													
1	@HOU														
			WASHINGTON NATIONALS	1	2	3	4	5	6	7	8	9	R	H	E
			HOUSTON ASTROS	0	1	0	1	3	0	0	0	0	5	9	0
			STARTING PITCHERS: WSH - Scherzer; HOU - Cole	2	0	0	0	0	0	1	1	0	4	10	0
			WP - Scherzer (1-0) LP - Cole (0-1)	SAVE - Doolittle (1)											
		HOME RUNS: WSH - Soto (1), Zimmerman (1); HOU - Springer (1)													
		WSH 5													
		HOU 4													
		ATTENDANCE: 43,339													

GAME		10.23.19													
2	@HOU														
			WASHINGTON NATIONALS	1	2	3	4	5	6	7	8	9	R	H	E
			HOUSTON ASTROS	2	0	0	0	0	0	6	3	1	12	14	2
			STARTING PITCHERS: WSH - Strasburg; HOU - Verlander	2	0	0	0	0	0	0	0	1	3	9	1
			WP - Strasburg (1-0) LP - Verlander (0-1) SAVE - None												
		HOME RUNS: WSH - Eaton (1), Suzuki (1), Taylor (1); HOU - Bregman (1), Maldonado (1)													
		ATTENDANCE: 43,357													
WSH 12															
HOU 3															





GAME 3	10.25.19 @WSH										
	HOU 4	HOUSTON ASTROS									
	WSH 1	WASHINGTON NATIONALS									
		STARTING PITCHERS: HOU - Greinke; WSH - Sánchez									
		WP - James (1-0) LP - Sánchez (0-1) SAVE - Osuna (1)									
		HOME RUNS: HOU - Chirinos (1); WSH - None									
		ATTENDANCE: 43,876									
GAME 4	10.26.19 @WSH										
	HOU 8	HOUSTON ASTROS									
	WSH 1	WASHINGTON NATIONALS									
		STARTING PITCHERS: HOU - Urquidy; WSH - Corbin									
		WP - Urquidy (1-0) LP - Corbin (0-1) SAVE - None									
		HOME RUNS: HOU - Bregman (2), Chirinos (2); WSH - None									
		ATTENDANCE: 43,889									
GAME 5	10.27.19 @WSH										
	HOU 7	HOUSTON ASTROS									
	WSH 1	WASHINGTON NATIONALS									
		STARTING PITCHERS: HOU - Cole; WSH - Ross									
		WP - Cole (1-1) LP - Ross (0-1) SAVE - None									
		HOME RUNS: HOU - Springer (2), Alvarez (1), Correa (1); WSH - Soto (2)									
		ATTENDANCE: 43,910									

Washington's 2-0 lead did not last long. Houston won games three through five at Nationals Park, sending the series back to Minute Maid Park with the Astros leading, 3-2.

In Game 6, Stephen Strasburg capped his historic 2019 Postseason, becoming the only pitcher to go 5-0 in a Postseason in Major League history. He tossed 8.1 innings of five-hit, two-run ball to lead the Nationals. After trailing 2-1 after the first inning, Juan Soto, Adam Eaton and Anthony Rendon homered, and Rendon recorded five RBI on his own to power Washington's offense. Sean Doolittle finished off the ninth inning in relief of Strasburg and the Nationals topped the Astros, 7-2, to force a Game 7.

GAME 6	10.29.19 @HOU										
	WSH 7	WASHINGTON NATIONALS									
	HOU 2	HOUSTON ASTROS									
		STARTING PITCHERS: WSH - Strasburg; HOU - Verlander									
		WP - Strasburg (2-0) LP - Verlander (0-2) SAVE - None									
		HOME RUNS: WSH - Eaton (2), Rendon (1), Soto (3); HOU - Bregman (3)									
		ATTENDANCE: 43,384									



After being scratched from his Game 5 start with neck spasms, Max Scherzer returned to full strength to take the hill in Game 7. He worked around seven hits and four walks to allow just two earned runs in 5.0 innings of work before handing the ball to rotation mate Patrick Corbin. The first-year National allowed just two hits with three strikeouts in 3.0 shutout innings of relief.



Trailing 2-0 heading to the top of the seventh inning, Anthony Rendon finally got to Astros pitcher Zack Greinke with a solo home run to left field. Juan Soto drew a walk and the Astros replaced the dealing Greinke with Will Harris. Howie Kendrick added to his already clutch Postseason with a two-run home run off the right field foul pole to give the Nationals the 3-2 lead.

The Nationals added a run in the eighth inning thanks to an RBI-single by Juan Soto, and plated two more in the ninth on a bases-loaded, two-run single by Adam Eaton to extend the lead to 6-2. Dave Martinez summoned Daniel Hudson for the ninth inning. After inducing a popup by George Springer, Hudson struck out Jose Altuve and Michael Brantley to give the Washington Nationals their first World Series Championship.

GAME	10.30.19			1	2	3	4	5	6	7	8	9	R	H	E
	@HOU		WASHINGTON NATIONALS	0	0	0	0	0	0	3	1	2	6	9	0
			HOUSTON ASTROS	0	1	0	0	1	0	0	0	0	2	9	1
7			STARTING PITCHERS: WSH - Scherzer; HOU - Greinke												
	WSH	6	WP - Corbin (1-1)												
	HOU	2	LP - Harris (0-1)												
			HOME RUNS: WSH - Rendon (2), Kendrick (1); HOU - Gurriel (1)												
			ATTENDANCE: 43,326												
			SAVE - None												





# NATIONALS PARK

An aerial night photograph of Nationals Park, a baseball stadium. The stadium is packed with fans, many wearing red. The field is brightly lit, and the outfield is visible. In the background, the city of Washington, D.C. is visible, including the Potomac River and various buildings. The sky is dark, and the stadium lights are on.

*An evening view of Nationals Park from Marine One as President Barack Obama returns to the White House after traveling to Princeton, Indiana, to participate in a town hall at Millennium Steel Service, LLC, Oct. 3, 2014. (Official White House Photo by Pete Souza)*

NATIONALS PARK  
WASHINGTON, D.C.



# WELCOME TO NATIONALS PARK



Located in the heart of the nation's capital, Nationals Park serves as a cornerstone of the mixed-use Capitol Riverfront, adjacent to the Navy Yard in Southeast Washington.

## INNOVATIVE ARCHITECTURE UNIQUE TO WASHINGTON, D.C.

From South Capitol Street, the ballpark presents a monumental façade of architectural pre-cast concrete, metal and glass – features consistent with the traditions of D.C.'s most notable civic buildings.

Nationals Park is easily accessible for fans, especially those arriving from the north via the Navy Yard-Ballpark Metro Station, or on foot from nearby offices and residential neighborhoods.

Nationals Park guests can easily visit D.C.'s other attractions on their way to the ballpark. In addition to the area around the Navy Yard and Southwest Waterfront on the Green Line, guests can take the Orange/Blue Line to the Capitol South Metro and walk to Nationals Park along New Jersey Avenue to M Street. Guests can also take the Orange/Blue Line to the Eastern Market station and enjoy a multitude of restaurant and retail offerings along Barracks Row's 8th Street SE.

Fans can enter Nationals Park through the Center Field Plaza and continue along the main concourse, which sweeps around the entire ballpark and offers an almost complete 360-degree open view of the playing field.

Other entry gates include: Left Field Gate, with entry access on South Capitol Street SE; Home Plate Gate, with entry access on Potomac Avenue SE; First Base Gate, with entry access on Potomac Avenue SE; and Right Field Gate, with entry access on First Street SE.

The seating bowl wraps around the various levels of the facility in a circular expression of steel and concrete, offering openness and panoramic views of the Anacostia waterfront, Navy Yard and landmarks such as the U.S. Capitol and Washington Monument.



# BEST-IN-CLASS FAN EXPERIENCE

Nationals Park is equipped with advanced high-definition audio-visual technology, including a nearly 4,800-square-foot high-definition scoreboard and more than 600 linear feet of LED ribbon board along the inner bowl fascia, updated in the 2023-2024 offseason.

Both the main and out-of-town scoreboards now present images with 8MM clarity – two times the pixel resolution of the original display – making Nationals Park one of just a handful of MLB stadium scoreboards with this capability. The ribbon boards running from foul pole to foul pole have been enhanced to 10MM resolution, while Nationals Park became one of the first in MLB with home plate signage featuring 4MM LED technology. Nationals Park has also undergone improvements to its speakers as part of a phased approach that will extend through the 2024 offseason.

The ballpark also features a variety of fan interactive activities, food service venues, retail operations and family-friendly entertainment to ensure a memorable experience.

With a fully functioning meeting and conference center, four large club spaces, luxurious suites and spectacular views, Nationals Park is the ideal backdrop for corporate or personal events. And, with X-Golf America, the largest indoor golf simulator entertainment brand the ballpark continues to serve as the cornerstone of one of the hottest and rapidly growing entertainment districts in the country.

# GREEN DESIGN

As the first major sports facility in the U.S. to earn the LEED-certified Silver designation by the U.S. Green Building Council, Nationals Park was a pioneer in green design upon its construction and is considered one of the most environmentally friendly ballparks in the country today.

Nationals Park incorporates a variety of sustainable design elements, including:

## New Energy-Efficient LED field lighting

During the 2023-24 offseason, Nationals Park installed new, energy-efficient LED field lighting, which is not only more sustainable and environmentally friendly, but also provides unique ways to amplify the park's atmosphere.

## Solar Panels


After the 2018 season, the Washington Nationals and WGL Energy teamed up to install 4,132 solar panels in two locations at Nationals Park. Two roof canopies cover the upper deck of the parking garages situated on either side of the ballpark.

The power from the project generates a combined total of 1.4 megawatts of energy, supplying an estimated 10 percent of the ballpark's electricity needs each year. Since installation, the solar panels have produced enough energy to power the equivalent of more than 180 homes.

## A Sustainable Site

Located near the Anacostia River, Nationals Park was categorized as a brownfield redevelopment and has served as a catalyst for urban revitalization in the area.

The ballpark's location is easily accessible via public transportation, including access to nearby metro stations and local bus routes.





Use of Materials

The Nationals Park playing field was replaced after the 2023 season, which resulted in the old field being converted into 640 tons of reusable topsoil to be used in other community projects.

Water-conserving plumbing fixtures are used throughout the facility, reducing overall water consumption. These fixtures save an estimated 3.6 million gallons of water each year and reduce overall water consumption by 30 percent.

Building materials used on the project contained a minimum of 10 percent recycled content. Additionally, many building materials used on the project were produced regionally, which cut down on transportation costs while promoting the local economy.

Interior materials including adhesives, carpet glues and paints were specified with low VOC contents.

Roof materials offer a high degree of reflectance, minimizing the amount of heat released to the environment. A 6,300-square-foot green roof above the concession area beyond left field, which houses the CareFirst Giving Garden, also minimizes roof heat gain while supplying the local community with fresh produce.

During the 2024 season, the Giving Garden produced more than 830 pounds of fruits and vegetables that were distributed through Wards 7 and 8.

An Intricate Ground and Stormwater Filtration System

Because Nationals Park is within close proximity to the Anacostia River, much care was taken to treat storm and ground water runoff.

The result is a unique, intricate water filtration system that separates water used for cleaning the ballpark from rainwater falling on the ballpark and treats both sources of water before it is released to the sanitary and stormwater systems.

The Nationals have been recognized by Major League Baseball for their green initiatives in recent years. The Nationals were winners of three consecutive (2020-22) NL East Green Glove winners and were named the National League winner in 2021.

NATIONALS PARK: QUICK FACTS

Opening Date:	March 30, 2008
Designed By:	The joint venture team of Populous (formerly HOK Sport) and Devroux-Purnell Architects
2025 Seat Capacity:	41,565
Field Dimensions:	Left Field - 336 Feet Center Field - 402 Feet Right Field - 335 Feet

Playing Surface

- Following the 2017 season, the playing field went through a renovation project that included an upgraded irrigation system and a new rootzone for the natural grass field.
- Drainage lines consist of six-inch perforated drainage pipes that were installed in a pea-gravel layer, aligned every 15 feet across the entire playing field.
- The natural grass field consists of a three-way blend of Kentucky Bluegrass that is provided by Tuckahoe Turf Farms, located in Hammonton, N.J.
- Infield clay is a designed mix of sand, silt and clay, provided by DuraEdge Products, located in Slippery Rock, Pa.
- The material used for the warning track is a crushed red lava stone, also provided by DuraEdge Products.



### Interesting Facts

- Inspiration for the look of the ballpark was taken from the I. M. Pei-designed East Wing of the National Gallery of Art.
- Because the field is 24 feet below street level, more than half of the crowd will walk straight off the street, onto the main concourse and into their seats, without ever using elevators or climbing ramps or stairs.
- Populous (formerly HOK Sport), the ballpark's designer, borrowed the inspiration for an odd, right-angled jog into the left center field fence from the now-demolished Griffith Stadium, former home of the Washington Senators.
- On Opening Day 2016, the Nationals hit a major milestone when the 25 millionth fan walked through the gates at Nationals Park. Among other gifts, the lucky fan received a pair of Opening Day tickets for the next 25 years and a special Nationals jersey and jacket.

### NOT JUST FOR BASEBALL

In addition to baseball, Nationals Park was constructed with the purpose of hosting outside organizations and serving as a civic asset for the District of Columbia and surrounding region. Since opening in 2008, Nationals Park has gained a reputation as one of the premier locations for outdoor events and continues to find new and innovative ways to utilize all parts of the ballpark.

#### Nats Summer Concert Series

For the second consecutive season, the Nationals will host a series of postgame concerts on select Friday nights, as part of the Nats Summer Concert Series. The concerts, which will take place from May to September, will feature O.A.R., Natasha Bedingfield, Nelly, Sam Hunt, Ja Rule & Ashanti and Riley Green.

#### Plaza Stage at Nationals Park

A standout addition the lively Navy Yard, Plaza Stage at Nationals Park brings fresh energy to the city's concert scene. As D.C.'s newest outdoor venue, it combines an intimate atmosphere with the thrill of a stadium setting. With Nationals Park as its backdrop, Plaza Stage offers music lovers unforgettable nights in an unbeatable location.



#### X-GOLF

High-end golf simulator X-Golf opened at Nationals Park in Sept. 2024 in the First Street retail space. With more than 8,700+ square feet and eight golf simulators, X-Golf Nationals Park offers visitors the ultimate golf entertainment experience with state-of-the-art golf simulators, food and beverages, competitions, leagues, golf lessons, memberships, corporate outings, social events and more.

#### Savannah Bananas

The Savannah Bananas will return to Nationals Park on June 27 and 28, 2025. Their version of the game - Banana Ball - has its own set of rules that combine signing, dancing and other forms of entertainment with the game of baseball. As a part of their "2024 World Tour" the Bananas played in front of a capacity crowd on July 13, a game that featured a special guest appearance by former Nationals pitcher Gio Gonzalez.





## CONCERT PREPARATION AT NATIONALS PARK

Thanks to the hard work and dedication of its outstanding grounds crew, Nationals Park hosts outdoor concerts and a variety of other exciting events. The process to transform Nationals Park from a ballpark into a world-class entertainment venue follows several steps:

Concert preparation begins several months prior to concert load-in.

Field transformation begins immediately following the last out of the game preceding the concert. Protective tarps are placed over the entire infield dirt area and protective flooring is placed over the warning track surface.

Next, stage load-in begins. Depending on the stage size and complexity, this can take place over a two- or three-day period. For postgame concerts, this is done within 30 minutes due to a simplified stage set-up. The grounds crew is responsible for overseeing all movement and placement of stage and sound equipment onto the field. It also supervises all crane movement from the time the cranes enter the building until the time they exit.

Once the stage has been constructed, production load-in begins. This process involves speakers, video screens, lights, musical instruments and other electronics. The grounds crew oversees all movement and assists the production team in order to limit or prevent field damage.

Following production load-in, protective flooring is placed across all exposed grass.

The grounds crew then walks the field and stage area several times looking for any last-minute adjustments that need to be made. Air and soil temperatures are closely monitored, as is the soil moisture content.

Concert load-out begins immediately following the end of the concert and concludes anywhere between 16 to 24 hours later.

Upon completion of the load-out, the grounds crew spends the remaining time prepping the field for when the Nationals return home.

## NOTABLE EVENTS AT NATIONALS PARK

### Pope Benedict XVI Mass

- On April 17, 2008, as part of his tour of the United States, Pope Benedict XVI celebrated Mass at Nationals Park.
- Approximately 47,000 people were in attendance.
- The audience included 14 cardinals, 250 bishops, and 1,300 priests.
- In accordance with Vatican protocol, Communion wafers were distributed within 20 minutes to more than 40,000 Mass attendees.

### Billy Joel and Elton John: “Face to Face” Tour

- The first concert at Nationals Park was a blockbuster event, featuring Billy Joel and Elton John in a joint performance on July 11, 2009, as part of their “Face to Face” tour. A sold-out crowd saw the two legendary musicians perform.
- The duo focused on material from the 1970s and 80s during their concert at Nationals Park, and played nothing more recent than John’s 1983 hit “I’m Still Standing.”

### Dave Matthews Band

- On July 23, 2010, the Dave Matthews Band performed at Nationals Park in the second-ever show held at the venue.
- The Zac Brown Band was the opening act for the concert, a preview of their 2015 performance at Nationals Park.

### Jason Aldean: “Burn It Down” Tour

- Multi-platinum country entertainer Jason Aldean performed on July 25, 2014 at Nationals Park as part of his “Burn It Down” tour. Duo Florida Georgia Line and artist Tyler Farr opened for Aldean.

### “Billy Joel in Concert”

- Billy Joel returned to Nationals Park as part of his “Billy Joel in Concert” series on July 26, 2014. The sold-out concert marked Billy Joel’s first solo headlining appearance at the ballpark and featured a 45-minute opening act from Gavin DeGraw.
- During the concert, Joel donned a Nationals baseball cap, despite his New York roots.

**One Direction: “Where We Are Tour”**

- On Aug. 11, 2014, English-Irish boy band One Direction brought their international “Where We Are Tour” to the nation’s capital.
- Australian pop/rock band 5 Seconds of Summer served as the opening act.

**2015 NHL Winter Classic**

- On Jan. 1, 2015, Nationals Park became the center of the hockey universe when the playing field was transformed into a hockey rink for the annual NHL Winter Classic. The 42,842 fans in attendance watched the Washington Capitals top the Chicago Blackhawks, 3-2, in dramatic fashion.
- There were two ice rinks built, one to serve as the playing surface and one to represent the Reflecting Pool on the National Mall.
- 3,000 gallons of Glycol coolant were used to help maintain the preferred ice temperature of 22 degrees Fahrenheit.
- The thickness of the ice was three inches.
- 32,000 square feet of decking was used for construction of the rink.
- 100,000 square feet of new grass was installed to bring the field back to a safe, consistent surface for baseball.

**Taylor Swift: “1989 World Tour”**

- International pop superstar Taylor Swift, winner of seven Grammy Awards, brought her “1989 World Tour” to Nationals Park on July 13 and 14, 2015. Swift performed in front of two sold-out crowds at the ballpark, totaling 85,014 fans over two nights.
- During the performance on July 13, Swift was joined onstage by New Zealand phenom Lorde. Swift was joined onstage by multi-platinum singer, songwriter and dancer Jason Derulo during the performance on July 14.
- The rock band Haim, singer-songwriter Vance Joy and pop sensation Shawn Mendes were the opening acts for Swift.

**Zac Brown Band: “Jekyll + Hyde Tour”**

- The “Jekyll + Hyde Tour” was the fifth headlining concert tour by country music group Zac Brown Band. The tour, which supported their fourth studio album, hit Nationals Park on Aug. 14, 2015.
- Nine of the shows on the tour took place at MLB parks, including Nationals Park, Fenway Park and Wrigley Field.
- The show, which lasted for two and a half hours, took place on a three-story tier stage and combined country music elements with EDM, rock and pop.
- During a break in the show, Zac Brown changed clothes and returned wearing a Washington Nationals baseball cap.

**“Billy Joel in Concert”**

- On July 20, 2016, legendary musician Billy Joel became the first artist ever to play Nationals Park three times. A sold-out crowd watched the Piano Man perform.

**Bruce Springsteen and the E Street Band: “The River Tour 2016”**

- “The River Tour 2016” marked the first tour in two years for Springsteen and the E Street Band and was performed in support of Springsteen’s 2015 “The Ties That Bind: The River Collection” box set and in celebration of the 35th anniversary of Springsteen’s 1980 album, “The River.”
- After playing at the Verizon Center (now Capital One Arena) in January, Bruce Springsteen returned to the nation’s capital and played a nearly three-hour set at Nationals Park on September 1, 2016. Afterward, the band encoored with another eight songs.

**James Taylor & His All-Star Band**

- James Taylor & His All-Star Band played four concerts at ballparks across the United States in summer 2017.
- Joining Taylor and his band onstage at Nationals Park was a special guest, singer-songwriter Bonnie Raitt.

**The 89th Major League Baseball All-Star Game**

- Please see the History and Records section for a detailed look at the 2018 All-Star Game festivities.



## The Eagles and James Taylor & His All-Star Band

- The legendary Eagles came to Nationals Park on July 26 as part of their 2018 North American Tour. The concert at Nationals Park was one of only two concerts in the summer of 2018 that featured both the Eagles, who have sold more than 120 million albums worldwide, and James Taylor and His All-Star Band.

## Zac Brown Band 2018: Down the Rabbit Hole Live! with very special guest OneRepublic

- Country music group Zac Brown Band made their third career appearance at Nationals Park on July 27, 2018, becoming the second band to perform thrice at the ballpark. The stop was part of their eighth headlining concert tour and featured an opening act from pop-rock band OneRepublic.

## 2019 World Series

- Please visit the first section of the 2022 Media Guide for a detailed look at the 2019 Postseason.

## 2021 Hella Mega Tour: Green Day, Fall Out Boy, and Weezer featuring special guest The Interrupters

- In the first concert since the 2018 season, the Hella Mega Tour stopped at Nationals Park on August 8, co-headlined by rock bands Green Day, Fall Out Boy, and Weezer. Due to the COVID-19 pandemic, Fall Out Boy was unable to perform, but Green Day and Weezer rocked out at a packed Nationals Park.

## The Stadium Tour: Mötley Crüe and Def Leppard with special guests Poison and Joan Jett & The Blackhearts

- The Stadium Tour, a co-headlining tour by British rock band Def Leppard and American rock band Mötley Crüe, played a show at Nationals Park on June 22, 2022. Poison and Joan Jett & the Blackhearts were special guests on the tour and was Mötley Crüe's first major tour since 2015.

## Lady Gaga: The Chromatica Ball Summer Tour

- On August 8, 2022, Lady Gaga kicked off the U.S. leg of her Chromatica Ball Summer Tour at Nationals Park. It marked her first performance at Nationals Park and was just one of 14 stops in her international arena tour.

## Bad Bunny: World's Hottest Tour featuring very special guest Alesso

- In his first stadium tour, Bad Bunny brought his World's Hottest Tour to Nationals Park on August 23, 2022. Joining Spotify's most listened-to artist in the world and Billboard's #1 Latin Artist in the U.S. was special guest DJ Deorro.

## 2022 World Tour: Red Hot Chili Peppers with very special guests The Strokes and Thundercat

- On September 8, 2022, Red Hot Chili Peppers performed for the first time at Nationals Park with very special guests The Strokes and Thundercat.

## Farewell Yellow Brick Road The Final Tour: Elton John

- Elton John returned to Nationals Park for the first time since 2009 as part of his Farewell Yellow Brick Road: The Final Tour on September 24, 2022.

## P!NK: Summer Carnival 2023

- Global superstar P!NK made her first visit to Nationals Park on August 7, 2023, as part of her Summer Carnival Tour.

## 2024 World Tour: Bruce Springsteen and the E Street Band

- Bruce Springsteen and the E Street Band returned to Nationals Park on August 28, 2023, marking the second leg of his North American shows.

## Green Day: The Saviors Tour presented by Monster

- Green Day kicked off the North American leg of their world tour at Nationals Park on July 29, 2024, featuring The Smashing Pumpkins, Rancid and The Linda Lindas.

## 2024 Postgame Summer Concert Series

- Flo Rida, Carly Rae Jepsen, Teddy Swims, Lady A and Two Friends performed post-game concerts on various Friday nights from June through September.

## HFSestival

- The legendary HFStival returned to Washington D.C. The Postal Service, Death Cab for Cutie, Incubus, Bush, Garbage, Jimmy Eat World, Girl Talk, Violent Femmes, Tonic, Filter and Lit performed at Nationals Park on Sept. 21, 2024.

## UPCOMING EVENTS

### 2025 Postgame Summer Concert Series

- From May to September, Nationals Park will feature post-game concerts by O.A.R., Natasha Bedingfield, Nelly, Sam Hunt, Ja Rule & Ashanti and Riley Green.

### Shakira – Las Mujeres Ya No Lloran World Tour

- Grammy Award winning artist and International superstar Shakira will kick off WorldPride DC 2025 on Saturday, May 31 with a concert at Nationals Park.

### Stray Kids World Tour

- South Korean K-pop group Stray Kids will visit Nationals Park on Monday, June 23 as a part of their dominATE World Tour, their first full stadium tour.

### Billy Joel and Sting: One Night One Stage

- Rock icons Billy Joel and Sting will come together on Friday, Sept. 5 for a one-night event at Nationals Park. This marks Billy Joel's fourth time playing at Nationals Park, while Sting will take the stage at Nats Park for the first time.

### The Lumineers with special guests Vance Joy & Chance Peña: The Automatic World Tour

- Nationals Park will be one of eight stadiums to host a stop on The Lumineers North American tour on Saturday, Sept. 6.





HOME RUN MARKERS

Prior to the 2015 season, the Washington Nationals announced a project to mark the landing spots of long and/or significant home runs at Nationals Park. These historic markers paid homage to the white seats at Robert F. Kennedy Memorial (RFK) Stadium that marked the mammoth home runs hit by Washington Senators slugger, Frank Howard.

The following six home runs were the initial group of home runs marked by either a plaque or with a red painted seat.

Name	Date	Opponent	Location
Ryan Zimmerman <i>Nationals Park Inaugural Game Walk-Off Home Run</i>	3/30/2008	Atlanta Braves	Section 100, Row A, Seat 14
Jayson Werth <i>Walk-Off Home Run in Game 4 of the NLDS</i>	10/11/2012	St. Louis Cardinals	Visitors Bullpen Back Wall (plaque)
Michael Morse <i>Longest home run (465 feet per ESPN) in Nationals Park history (2008-pres.) as of the start of 2017</i>	7/20/2012	Atlanta Braves	Budweiser Brew House Back Railing (plaque)
Adam LaRoche <i>Upper Deck Home Run</i>	4/5/2014	Atlanta Braves	Section 236, Row A, Seat 14
Bryce Harper <i>Upper Deck Home Run</i>	4/9/2014	Miami Marlins	Section 234, Row F, Seat 11
Bryce Harper <i>NLDS Game 1 Upper Deck Home Run</i>	10/3/2014	San Francisco Giants	Section 234, Row C, Seat 5

The following home runs have since been marked around Nationals Park

Name	Date	Opponent	Location
Bryce Harper <i>Batter's Eye Home Run</i>	4/18/2015	Philadelphia Phillies	Batter's Eye Green Wall (plaque)
Bryce Harper <i>Upper Deck Home Run</i>	5/26/2016	St. Louis Cardinals	Section 236, Row A, Seat 11
Bryce Harper <i>Upper Deck Home Run</i>	7/20/2016	Los Angeles Dodgers	Section 236, Row J, Seat 12
Bryce Harper <i>Upper Deck Home Run</i>	5/26/2017	San Diego Padres	Section 236, Row A, Seat 6
Matt Adams <i>Upper Deck Walk-Off Home Run</i>	4/28/2019	San Diego Padres	Section 234, Row E, Seat 2
Kyle Schwarber <i>Upper Deck Home Run</i>	5/29/2021	Milwaukee Brewers	Section 236, Row C, Seat 9
Kyle Schwarber <i>Upper Deck Home Run</i>	6/28/2021	New York Mets	Section 234, Row H, Seat 6
Keibert Ruiz <i>Upper Deck Home Run...His first home run of the season</i>	4/1/2023	Atlanta Braves	Section 234, Row B, Seat 8

# IN THE COMMUNITY







# WASHINGTON NATIONALS COMMUNITY RELATIONS

The Washington Nationals are committed to enhancing the quality of life for citizens in the Washington, D.C., region. The primary focus is through a series of initiatives that honor military families, encourage youth participation in baseball and softball, and support K-12 education in the community.

## MILITARY INITIATIVES

The Washington Nationals are proud to work with the large community of military bases, installations and hospitals that serve as permanent or temporary homes to military service members and their families living in the Washington D.C. metropolitan area.

### » NATS ON BASE

Through the Nats on Base initiative, the Nationals aim to provide year-round experiences that contribute to the quality of life for service members and their families in the Washington, D.C. region, reaching them where they live and work - as well as in-park. The team works with regional and base leadership to develop programming and identify outreach opportunities at local installations.

#### • Professional Development

##### Frontline Forum

Nationals front office executives and coaching staff offer non-military perspectives to service members on a variety of topics, including leadership and specialty fields (security/planning, facilities, field maintenance, public affairs and more).

##### Base HIIT

Base HIIT is a high intensity interval training (HIIT) workout utilizing the Nationals Park field, warning track, bullpens and stadium steps. The workout is specifically designed for military service members, and it includes nine stations of five-minute workouts, including push-ups, stair running, agilitys, shuttle run, medicine ball exercises and core strength work. The Nationals host several Base HIIT workouts throughout the year and in 2024, hosted the first ever Army-Navy Base HIIT to coincide with the annual college football game, played that year in Landover, Md.

##### Employee Recognition

The Nationals align with base recognition programs, providing prizes and special opportunities for employees of the quarter and/or the year.



## • Intramural Support

### *Uniform Program*

The Washington Nationals provide, at no cost to the teams, a Nationals-branded jersey and cap to each service member participating in the base-affiliated softball league.

### *Battle of the Bases*

Battle of the Bases is a military softball tournament, presented by the Nationals, which serves as an extension of the intramural season at each of the military bases in the National Capital Region. Teams of active duty service members, playing across all National Capital Region installations, participate in the tournament. Preliminary rounds of the Battle of the Bases are held later in the summer to determine which bases will play in the Championship game under the lights at Nationals Park.

## • Morale, Welfare and Recreation

### *Summer Reading*

The Nationals work with base libraries and CYP programs to encourage reading over the summer months. We offer an initial elementary-aged activity book to engage youth, and then reward participants with ticket vouchers for achieving summer reading goals.

### *Base Program Support*

The Nationals offer support in a variety of ways including mascots, NatMobile and player appearances, as well as ticket and promotional giveaways.

### *Player Visits*

The Washington Nationals annually visit military bases and medical centers as part of the team's commitment to the military community.

## » IN-PARK RECOGNITION

### • Branch Days

The Nationals dedicate a special game to honor and celebrate each of the six branches of the military, as well as the National Guard. At each of these games, representatives from the branch will participate in the pregame ceremonies and the Salute to Service.

May 22 - National Guard

June 4 - U.S. Marine Corps

June 13 - U.S. Army

July 22 - U.S. Space Force

Aug. 5 - U.S. Coast Guard

Aug. 21 - U.S. Navy

Sept. 26 - U.S. Air Force

### • PenFed Patriotic Series

Celebrating America and the national pastime at Nationals Park, these games feature on-field programming and pregame ceremonies to honor service members and their families.

April 25 - Military Appreciation Day

May 25 - Memorial Day Recognition

July 4 - Independence Day/Nats on Base Abroad: Al Udeid Air Base, Qatar

Sept. 12 - Heroes Day/September 11th Remembrance





### • Salute to Service

The Nationals offer premium seating in the Nationals Club for select military groups and their families during every home game. At the end of the third inning, honorees are recognized on the scoreboard and receive a standing ovation from fans. Tickets are allocated through military hospitals and support organizations and are not available for individual distribution.

### • Al Udeid Air Base Simulcast

Since 2023, the Nationals have made an annual trip to Al Udeid Air Base, Qatar, for the Fourth of July to spend America's Independence Day with deployed airmen and soldiers from around the world. The Nationals host a softball game on base, with each team coached by a Nationals alum. Family members of deployed service members from the DMV area are invited to the park on July 4 and are able to interact with their loved ones via shoutouts on the scoreboard.

## YOUTH BASEBALL AND SOFTBALL

An enduring tenet of the Nationals community work is serving area youth ballplayers and their leagues. The primary focus is to:

- Provide resources, programs and experiences that support and improve the quality of the youth baseball experience.
- Create lasting and meaningful connections for young people and their hometown team.

### » BRINGING BASEBALL BACK TO THE COMMUNITY

#### • Team UP presented by Inova

Started in 2015, Team UP is a cornerstone program for the organization. Now in its 11th year, Team UP supports 33 leagues throughout D.C., Maryland and Virginia, more than 1,400 teams, and serves more than 18,000 children. Participating leagues report that since 2015, Team UP has collectively saved them more than \$2 million.

Originally designed to defray costs by providing uniform merchandise, Team UP quickly became a robust, multi-dimensional program offering opportunities that cultivate a passion for baseball. Team UP leagues are members in the program and receive unique benefits. In addition to no-cost merchandise, over the years member leagues have received:

- Personal player visits
- Free ticket game days
- Free clinics (youth, coaching, field maintenance)

Baseball has the unique capacity to unite, and Team UP continues to build a shared excitement across the region while creating a diverse and cross-sectional community of youth players. Experiences including marching in the World Series parade, mascot visits, ceremonial first pitches and more.

#### • Other Activities

The Nationals also offer youth baseball support and recognition through:

- Champions Day – a series that recognizes high school, 12U, 11U, 10U and 9U area teams that have won state, regional or national championship titles.
- The Nationals also support the annual MLB Play Ball initiative, hosting youth baseball clinics to introduce children to the sport of baseball. More than 1,000 children from around the Greater Washington Region participate each year.



## EDUCATION INITIATIVES

### » STORY TIME AT NATIONALS PARK

Story Time at Nationals Park offers families additional activities at the ballpark. Pregame programming includes Nationals players reading aloud to children, as well as literacy-focused activities in partnership with regional library systems, the Library of Congress, the Smithsonian National Postal Museum, Turning the Page, Shout Mouse Press and National Geographic Kids. Story time will take place on Sundays - also Family Days at Nationals Park - throughout the season:

April 27

June 8

July 6

Aug. 3

Sept. 14

### » SUMMER READING

Building on the success of the program throughout the last 10 years, the Nationals are proud to have partnered with every municipal library system in the D.C. metropolitan area including the following systems:

- DC Public Library
- Arlington Public Library
- Prince George's County Memorial Library System
- Montgomery County Public Libraries
- Fairfax County Public Library
- Loudoun County Public Library

Participants who successfully complete their local library system's program receive a voucher for two free tickets to a future Nationals game.

### » NATSPREP

NatsPrep is a partnership between the Nationals and the DC Public Schools Academies of Hospitality and Tourism, offering an in-depth course for students interested in hospitality, sports promotion and event management careers.

The Nationals work directly with students throughout the school year by providing experiential seminars with Nationals executives and a pathway to paid summer internship experiences for students who successfully complete the program.

The program has been well-received by the students, faculty advisors and Nationals staff, who have stepped up to serve as presenters and mentors for these seminars.

In 2024, the Nationals hosted an inaugural Job Shadow Day which matched more than 40 students with front office staff for a day of networking, mentoring, and a behind the scenes look at a career in sports.

DCPS Chancellor Dr. Lewis Ferebee continues to give the program his enthusiastic support.





## » GRAND SLAM SCHOOLS

The Nationals Grand Slam Schools program aims to support member schools through three main pillars of reading/literacy, physical education and STEM Education as well as in ways that reflect the specific needs and priorities of individual member schools.

The Nationals have assets that help expand education opportunities for students, provide teachers and schools with fun and strategic ways to engage students and associate them with the national pastime of baseball and their local team, the Washington Nationals.

- Van Ness Elementary School
- Ketcham Elementary School
- KIPP Heights Academy
- Bruce Monroe Elementary
- Amidon-Bowen Elementary School
- Ross Elementary School
- Boone Elementary School
- Garrison Elementary School
- Malcolm X Elementary School
- Barnard Elementary



## MLB COMMUNITY AWARDS

YEAR	ROBERTO CLEMENTE NOMINEE	HEART & HUSTLE NOMINEE	BOB FELLER ACT OF VALOR NOMINEE (Est. 2013)
2005	Jamey Carroll	—	—
2006	Chad Cordero	Alfonso Soriano	—
2007	Ryan Zimmerman	Ryan Zimmerman	—
2008	Joel Hanrahan	Jesus Flores	—
2009	John Lannan	Ryan Zimmerman	—
2010	Josh Willingham	Ian Desmond	—
2011	Ian Desmond	Ian Desmond	—
2012	Ryan Zimmerman	Bryce Harper	—
2013	Ryan Zimmerman	Ian Desmond	Ross Detwiler
2014	Ian Desmond	Ian Desmond	Adam LaRoche
2015	Denard Span	Ian Desmond	Craig Stammen
2016	Ryan Zimmerman	Daniel Murphy	—
2017	Ryan Zimmerman	Anthony Rendon	—
2018	Ryan Zimmerman	Trea Turner	Sean Doolittle (Winner)
2019	Anthony Rendon	Howie Kendrick (Winner)	—
2020	Sean Doolittle	—	—
2021	Max Scherzer	Trea Turner	—
2022	Josh Bell	Josh Bell	—
2023	Josiah Gray	Lane Thomas	—
2024	Josiah Gray	Ildemaro Vargas	—

### » ROBERTO CLEMENTE AWARD

Since 1972, Major League Baseball has annually presented an award (originally known as The Commissioner’s Award) to the player who best exemplifies the game of baseball, sportsmanship, community involvement and the individual’s contribution to his team.

In 1973, following the tragic death of Roberto Clemente, the award was renamed to honor the man whose spirit and goodwill will always be remembered. The award recognizes those individuals who truly understand the value of helping others.

A panel of baseball dignitaries and MLB Commissioner Rob Manfred annually select a winner from a list of 30 nominees, one from each Major League Baseball club.

### » HEART AND HUSTLE AWARD

Created by the Major League Baseball Players Alumni Association in 2005, the Heart & Hustle Award is voted on by Alumni and active Major League players and is presented annually to an active player who demonstrates a passion for the game of baseball and best embodies the values, spirit and traditions of the game.

The MLBPAA formed 30 committees, comprised of Alumni players with established relationships to each team. One player from each Major League team is chosen by the committees based on the passion, desire, and work ethic demonstrated both on and off the field. These players are recognized prior to a late-season home game. As the season draws to a close, fans, all Alumni, and active players vote to select the final winner from the 30 team nominees.

After his outstanding 2019 season - and his many heroics to the Nationals to the 2019 World Series Championship - infielder Howie Kendrick was named the winner of the Heart & Hustle Award by the MLBPAA.

### » BOB FELLER ACT OF VALOR AWARD

The Bob Feller Act of Valor Foundation, through the unique intersection of baseball and the US Navy, recognizes and honors those who support service men and women with the Bob Feller Act of Valor Award. The award uses Bob Feller’s story to educate the youth of today on lessons of citizenship, service to one’s country and sacrifice in times of great national need. Teaching the legacy of the Greatest Generation to the youngest generation helps instill in them the virtues of service to others. Sean Doolittle was chosen as the league-wide, national winner in 2018.





## TOGETHER WE ARE #NATS4GOOD - Official charitable arm of the Washington Nationals

Washington Nationals Philanthropies is the official charitable arm of the Washington Nationals. Its mission is to help children, families and communities thrive through sports-based youth development and access to healthy food. The organization delivers on this commitment by spurring investment in community-based programs that address the disparity of opportunity for residents of the region. Since 2007, the foundation has issued over \$7 million in grants to local organizations.

Through its signature program, the Nationals Youth Baseball Academy, the organization provides year-round youth development and baseball instruction activities, as well as a holistic food access program – supporting the delivery of 1 million meals into the Washington, D.C. region since 2018. Since 2013, the organization has invested \$50 million for facility construction and annual programming through the Academy.

Through the generosity of Nationals fans, player philanthropy, corporate champions and community partners, this collective philanthropic enterprise can fuel even greater good for a better Washington. Widespread support will advance key initiatives including:

- Year-round youth programming at the Nationals Youth Baseball Academy
- Increased food access in DC's Wards 6-8
- Grants to community partners
- Community improvement projects
- Expanded impact of player philanthropy
- Engagement with the Nationals fan base

More updates about new projects, events and initiatives will be available throughout the season. For information, please contact [philanthropies@nationals.com](mailto:philanthropies@nationals.com) or visit [nats4good.org](https://nats4good.org).



# PHILANTHROPY SPOTLIGHT 2024 Allan H. Selig Award for Philanthropic Excellence



At the end of 2024, Major League Baseball named the Nationals the recipient of the **2024 Allan H. Selig Award for Philanthropic Excellence** in recognition of a decade of community impact through the Washington Nationals Youth Baseball Academy. Established in 2014, the Nationals Youth Baseball Academy embodies the broader mission of Nationals Philanthropies in fueling access and opportunities for all of D.C.’s children, families and communities to thrive. In the decade since, the Academy has served more than 6,000 children ages 5 to 18 through a continuum of holistic youth development programs. Six classes have matriculated from third through eighth grade in the core after-school and summer program, going on to excel on and off the field at some of the region’s most competitive high schools and, more recently, enrolling in colleges across the country.

The Academy provides a range of free youth development and baseball/softball programs, from fun, free clinics for beginners to structured programming that includes training, tournament play, participation in MLB events and more. Academy offerings have evolved over the last decade in response to community need and the growth of youth participants.

In addition to youth sports programming, the Academy serves as a critical food access point for the neighborhood. Its year-round, holistic program infuses food access, enrichment and education directly into the community with the greatest need, using the Academy facility as a civic resource. Nationals Philanthropies delivers 100,000 meals each year through the Academy’s weekly produce market, healthy food store and multiple meal distribution programs.

PROGRAM	<div>★★★</div> <div>PLAY</div>	BASE	HUSTLE	<div>RBI</div> <div>NATIONALS</div>	ALUMNI
OVERVIEW	Fun and free baseball clinics for beginners across D.C. promoting fitness, positivity, and a love for the game	Academics and athletics focused year-round out-of-school time enrichment and mentorship + full day six-week summer camp	Travel-style competitive baseball and softball teams + off-season workouts and leadership development	Summer baseball experience with training, tournament play, community service, and participation in MLB events	Engagement opportunities from high school through young adulthood including volunteerism, college prep, and employment
AGE RANGE	5-12	3 <sup>rd</sup> – 8 <sup>th</sup> Grade	8-14	14-18	14+





### » **FIELD OF GREENS MARKET | Access**

Since 2018, the Academy has operated the only year-round produce market in Ward 7. Every week, Academy families and community members purchase bags of fresh local produce at a heavily subsidized rate. Each bag provides enough produce for a family of four for a week, and heightened demand has persisted since 2020.

### » **PROGRAM ENRICHMENT | Health & Wellness**

Ensuring our young participants are not playing and learning on empty stomachs has been a core feature of Academy programs since its opening. In partnership with DC Central Kitchen, BASE afterschool participants receive a nutritious snack on arrival and packaged dinner on departure, and summer participants receive breakfast, lunch, and snacks during the six-week program. In 2023, healthy snack distribution expanded to include all YBA PLAY sites serving more than 600 summer league and clinic participants.

### » **COOKING CLASSES | Education**

Since 2022, nutrition education has included hands-on cooking classes led by DC Central Kitchen food educators in the Academy's fully-equipped teaching kitchen where Scholar Athletes learn about healthy choices and fueling their bodies. Scholar Athletes learn about the building blocks of a healthy diet through gardening and science enrichments. Produce harvested from the teaching garden supplements snacks for Scholar Athletes and provides ingredients for cooking enrichments.



## NATIONALS PHILANTHROPIES 2025 FUNDRAISERS + EVENTS

Cornerstone activities and fundraising initiatives galvanize the Washington Nationals base – including players, fans and corporate champions – to support the community, most often by flexing their wallets through fundraising activations. Fundraising events and activations to look out for this season include:

### » **Washington Nationals Homecoming Gala & Red Carpet - March 24**

Nationals Philanthropies will once again welcome the return of baseball to Washington with the Nationals Homecoming Gala at The Anthem at District Wharf. Sponsors and supporters are invited to join the Nationals players, coaches, and front office executives as we celebrate the excitement of a new season at the team's premier off-the-field event. The event features a cocktail reception, silent auction, live entertainment, and an exclusive after party as well as the presentation of the annual Power of Baseball award to former National Ian Desmond. Red Carpet Arrivals on Wharf Street are open to Nationals Fans – visit [nats.com/gala](https://nats.com/gala) for more information.



### » 5050 Raffle - All Nationals Home Games

To date, the total 5050 Raffle jackpot has exceeded \$8 million dollars. Cash, credit cards and debit cards are accepted. New prizes and more ticket options give fans even more ways to win. For more information and to purchase tickets, visit [nats4good.org/5050](https://nats4good.org/5050).


### » Scoreboard Messages - All Nationals Home Games

Nationals fans wishing to display general welcome, birthday, or anniversary messages on the Nationals Park scoreboard may do so by making a \$100 donation to Washington Nationals Philanthropies at least 24 hours prior to the start of the game they wish to have their message appear. Scoreboard messages are displayed during the middle of the fifth inning. For more information and to purchase messages, visit [nats4good.org/scoreboard](https://nats4good.org/scoreboard).

### » Academy Graduation & Academy Day - June 7

The annual graduation ceremony recognizes the eighth-grade Scholar Athletes completing the Nationals Academy program and transitioning to high school. Fans are invited to support the next generation of scholars through an annual "Class Gift" fund to propel future Academy programs.

Fans and players at Nationals Park join in celebration of graduation and the youth development program at Nationals Academy. Scholar Athletes participate in the pre-game ceremonies in recognition of their hard work on and off the field.



### » Philanthropies Day - July 18

An annual in-park celebration of the community impact work of Nationals Philanthropies where an exciting memorabilia fundraiser allows fans to take home exclusive signed Nationals memorabilia while supporting the programs of the foundation.

### » Jerseys Off Their Backs - Sept. 12-27

Jerseys Off Their Backs is the longest running fundraiser hosted by Nationals Philanthropies. During the final homestand of the regular season, fans can purchase raffle tickets for the chance to win an authentic, autographed jersey "off the back" of a Nationals player or coach at the conclusion of the season. For more information, visit [nats4good.org/jerseys](https://nats4good.org/jerseys).

### » Mushball Classic Tournament - Fall 2025

The annual Mushball Classic invites organizations from all industries across the Washington, D.C. region to form a team and compete in a softball-style tournament held at the Nationals Youth Baseball Academy with a coveted championship game at Nationals Park.


### » Turkeypalooza - November 2025

Each November, food distribution efforts expand during an annual Thanksgiving meal giveaway providing residents with thousands of free turkeys and fresh, local produce at sites in D.C. and Maryland.

For more information about Nationals Philanthropies fundraising events and initiatives, visit [nats4good.org](https://nats4good.org).







# LAUREN MCCARTHY

**VICE PRESIDENT AND EXECUTIVE DIRECTOR  
WASHINGTON NATIONALS PHILANTHROPIES**

Lauren McCarthy became Vice President and Executive Director of Nationals Philanthropies in 2024 after leading the organization's development team since 2020. As the head of the Nationals' official charitable arm and its signature program, the Washington Nationals Youth Baseball Academy, she leads a team of dedicated youth sports practitioners, community builders, communicators, and fundraisers in pursuit of transformational impact for the D.C. community.

Prior to joining the Nationals, Lauren lead development operations, fundraising strategy, and strategic partnerships at non-profit organizations including New America, the National Health Law Program, and the American Geophysical Union. She is a Virginia native and proud graduate of Virginia Tech, where she earned her Bachelor of Arts in Communication. She lives in Fairfax, Va. with her husband and two sons and is an enthusiastic volunteer scorekeeper for Fairfax Little League.



# OWNERSHIP & FRONT OFFICE







# Theodore N. Lerner

1925-2023

HUSBAND • FATHER • GRANDFATHER • GREAT-GRANDFATHER  
ENTREPRENEUR • PHILANTHROPIST





Dear Nats Fans:

Welcome to a brand-new season of Washington Nationals baseball!

Every season is special, but this year has added significance, as we celebrate our 20th Anniversary. We're so excited to mark this milestone with you and look back on two decades of incredible moments. Whether it's Ryan Zimmerman's career worth of walk-offs, Howie Kendrick's Game 7 homer off the foul pole, or lifting the Commissioner's Trophy above our heads as we paraded down Constitution Ave., there's no shortage of great memories.

As proud as we are of our past, this year is about looking ahead to the future. The tag line "Next Gen Natitude," which you may have seen around the ballpark and online, is all about celebrating the unique and fun ways that baseball can bring us together. And with one of the youngest lineups in baseball, including budding superstars like CJ Abrams, Dylan Crews, Mackenzie Gore, James Wood and more, we think that this team has the power to inspire the next generation of Nationals fans in Washington, D.C., and beyond.

Off the field, our 20th Anniversary is a great opportunity for us to pause and take stock of the ways we've worked to integrate ourselves into the fabric of this city. We are proud Washingtonians, and it's important to us that we're serving the city in which we work and play. We're especially proud to have received the Allan H. Selig Award for Philanthropic Excellence over the off-season in recognition of a decade of community impact through the Nationals Youth Baseball Academy. The signature program of Nationals Philanthropies, the Academy celebrated 10 years of community impact last year and has helped more than 6,000 young people since opening its doors.

Thank you again for your ongoing support of Washington Nationals baseball. With 20 incredible years to look back on, another year of development for our talented team, and a busy and productive off-season on and off-the field, we have so many reasons to be optimistic about where we are and where we're headed. And we're so glad that you – the best fans in baseball – are with us.

We look forward to seeing you at the ballpark this year and to providing you and your families with a world-class entertainment experience.

Go Nats!

Annette M. Lerner

Mark D. Lerner

Judy L. Lerner

Edward L. Cohen

Debra Lerner Cohen

Robert K. Tanenbaum

Marla Lerner Tanenbaum



FRONT OFFICE DIRECTORY



WASHINGTON NATIONALS BASEBALL CLUB

Nationals Park  
1500 South Capitol Street, S.E.  
Washington, DC 20003  
202.640.7000  
nationals.com | @nationals

PRINCIPAL OWNERS

Managing Principal Owner.....	Mark D. Lerner
Founding Principal Owner.....	Theodore N. Lerner (1925-2023)
Principal Owner.....	Annette M. Lerner
Principal Owner.....	Marla Lerner Tanenbaum
Principal Owner.....	Debra Lerner Cohen
Principal Owner.....	Robert K. Tanenbaum
Principal Owner.....	Edward L. Cohen
Principal Owner.....	Judy Lenkin Lerner

FOUNDING PARTNERS

Paxton K. Baker  
James T. Brown  
Alphonso Maldon, Jr.  
B. Doyle Mitchell  
Raul R. Romero  
Rodney E. Slater

PARTNERS

Fredrick D. Schaufeld, Clifford A. White, Anthony P. Nader  
Jonathan Ginns, David Dupree, John W. "Squire" Galbreath  
Arthur N. Fuccillo, Jacob K. Schwalb, Harris L. Schwalb,  
Alan H. Gottlieb, Lori A. Creasy, Margaret M. Mekenie, Fred S. Zeidman

EXECUTIVE MANAGEMENT

Chief Operating Officer, Lerner Sports Group.....	Alan Gottlieb
Chief Financial Officer.....	Ted Towne
Chief Legal Officer.....	Betsy Philpott
Chief Revenue Officer.....	Mike Carney
Chief of Staff, Senior Vice President of Internal Operations.....	John Bramlette
Senior Vice President & General Manager of Nationals Park.....	Frank Gambino
Senior Vice President, Community & Government Engagement.....	Gregory McCarthy



## BASEBALL OPERATIONS

President of Baseball Operations & General Manager.....Mike Rizzo

### Major League Operations

Senior Vice President & Assistant General Manager, Baseball Operations.....Michael DeBartolo  
 Assistant General Manager, Player Personnel.....Mark Scialabba  
 Senior Director, Baseball Operations.....James Badas  
 Principal, Baseball Valuation & Analysis.....Silas Morsink  
 Assistant Director, Baseball Operations.....Jason Fixelle  
 Quality Assurance Coordinator.....Jonathan Tosches  
 Pitching Strategist.....Sean Doolittle  
 Manager, Advance Scouting.....Dan Kaplan  
 Assistant, Advance Scouting.....Adam Harband  
 Coordinator, Major League Video & Technology.....Dominic Merlino  
 Batting Practice Pitcher.....James Frisbie  
 Bullpen Catcher.....Drew Rossi  
 Director, Team Travel.....Kenny Diaz  
 Clubhouse Manager.....Carlos Felix  
 Clubhouse & Equipment Manager.....Mike Wallace  
 Clubhouse Manager - Visiting Clubhouse.....Matt Rosenthal  
 Equipment Manager.....Dan Wallin  
 Clubhouse Assistant.....Andrew Melnick  
 Clubhouse Assistant.....Gregory Melnick  
 Clubhouse Assistant.....Jon Parker

### Baseball Research and Development

Vice President, Baseball Research & Development.....Lee Mendelowitz  
 Senior Director, Baseball Research & Strategy.....Max Ehrman  
 Director, Baseball Information.....David Higgins  
 Senior Analyst, Baseball Research & Development.....David Gagnon  
 Analyst, Baseball Research & Development.....Lee Przybylski  
 Analyst, Baseball Research & Development.....Chase Seibold  
 Analyst, Baseball Research & Development.....Omar Taveras  
 Analyst, Baseball Research & Development.....Walter Limm  
 Junior Analyst, Baseball Research & Development.....Austin Harris  
 Junior Analyst, Baseball Research & Development.....Tad Berkery  
 Coordinator, Player Development Analytics.....Jordan Rassmann  
 Senior Developer, Baseball Research & Development.....Jason Holt  
 Principal Developer, Baseball Research & Development.....Jay Liu  
 Junior Developer, Baseball Research & Development.....Adria Retter  
 Principal Data Engineer, Baseball Research & Development.....Jimmy Morrow  
 Data Engineer.....Chris Jordan  
 Data Engineer.....Jonathan Rice  
 Junior Data Engineer.....Brennan Hurd

### Medical Services

Executive Director, Medical Services.....Harvey Sharman  
 Lead Team Physician.....Dr. Robert Najarian  
 Director, Athletic Training.....Paul Lessard  
 Head Athletic Trainer.....Dale Gilbert  
 Assistant Athletic Trainer.....Jonathan Kotredes  
 Team Physician and Internist.....Dr. Dennis Cullen  
 Head Strength & Conditioning Coach.....Brett Henry  
 Assistant Major League Strength & Conditioning Coach.....Tony Rogowski  
 Corrective Exercise Specialist.....Patrick Panico  
 Team Chiropractor.....Dr. Hiram Bagy  
 Director of Visual Performance.....Dr. Keith Smithson, .O.D.  
 Team Dentist.....Dr. Hugo Bonilla, DDS MS  
 EAP Coordinator.....Frank Jans



## Scouting

Vice President, Amateur Scouting .....	Danny Haas
Senior Director, Amateur Scouting .....	Brad Ciolek
Director, International Scouting .....	Victor Rodriguez
Assistant Director & National Crosschecker, Amateur Scouting .....	Reed Dunn
Amateur Scouting Coordinator .....	Jordan Missal
Coordinator, Draft Research & Analytics .....	Taylor Choe
Director, Player Procurement .....	Kasey McKeon
Special Assistant to the General Manager .....	Steve Arneri
Special Assistant to the General Manager .....	Dan Jennings
Special Assistant to the General Manager .....	Kris Kline
Special Assistant to the General Manager .....	Jay Robertson
Special Assistant to the General Manager & National Pitching Crosschecker .....	Jeff Zona
West Coast Crosschecker .....	Mark Baca
Midwest Nationals Crosschecker .....	Ron Tostenson
Southeast Scout .....	Anthony Turco
Area Supervisor .....	Bryan Byrne
Area Supervisor .....	Brian Cleary
Area Supervisor .....	Ben Diggins
Area Supervisor .....	Mitch Sokol
Area Supervisor .....	Scott Ramsay
Area Supervisor .....	Blair Henry
Area Supervisor .....	Jacorey Boudreaux
Area Supervisor .....	Cody Staab
Area Supervisor .....	Bob Hamelin
Area Supervisor .....	Arnold Brathwaite
Area Supervisor .....	Logan Schuermann
Area Supervisor .....	Tommy Jackson

## Player Development

Vice President & Assistant GM, Player Development & Administration .....	Eddie Longosz
Director, Player Development Technology & Strategy .....	David Longley
Assistant Director, Player Development .....	John Wulf
Assistant Director, Player Development Technology & Strategy .....	Patrick Coghlan
Manager, Florida Operations .....	Dianne Wiebe
Senior Advisor, Player Development .....	David Jauss
Player Development Analyst .....	Allen Ho
Senior Biomechanist .....	Bill Johnson
Director, Minor League Operations .....	Ryan Thomas
Assistant Director, Minor League Scouting Operations .....	JJ Estevez
Assistant, Minor League Operations .....	Julia Petrovich
Manager, Minor League Operations and Player Education .....	Andrew Scarlata
Manager, Minor League Clubhouse & Equipment .....	Chris Krick
Minor League Clubhouse Operations .....	Scott Paquin
Clubhouse Assistant .....	Giovanni Augusti
Assistant, Clubhouse & Catering .....	David Recio
Coordinator, Minor League Video .....	Allan Bekerman
DSL Academy Administrator .....	Eduardo Castro
DSL Academy Administrative Assistant .....	Lorena Rosario
Pitching Coordinator .....	Sam Narron
Rehabilitation Pitching Coordinator .....	Joel Hanrahan
Hitting Coordinator .....	Tommy Everidge
Catching Coordinator .....	Randy Knorr
Field Coordinator .....	Bob Henley
Fundamentals Coordinator .....	Jeff Garber
Outfield/Baserunning Coordinator .....	Chris Prieto
Infield Coordinator .....	Jason Wood
Medical Rehab Coordinator .....	Gene Basham
Assistant Medical Rehab Coordinator .....	Jeff Allred
Minor League Physical Therapist .....	JR Wood
Strength and Conditioning Coordinator .....	Gabe Torres
Assistant Strength and Conditioning Coordinator .....	Shane Hill

BALLPARK OPERATIONS

Senior Vice President & General Manager of Nationals Park .....	Frank Gambino
Coordinator, Ballpark Operations.....	Skyla Davidson

Ballpark Experience

Executive Director, Ballpark Experience .....	Peter Eskra
Director, Guest Experience.....	DaQuan Lightfoot
Senior Manager, Guest Experience & Ballpark Tours.....	Jillian Pekoske
Senior Manager, Ballpark Experience.....	Leah Kelley
Manager, Guest Experience.....	Emily Ahnin
Coordinator, Ballpark Experience.....	Chris Mayo
Coordinator, Guest Experience.....	Blake Mintz

Groundskeeping

Director, Field Operations.....	John Turnour
Field Manager.....	Cameron Basila
Field Supervisor.....	Bryce Garrett

Event Operations

Director, Event Operations .....	Kevin Kelley
Manager, Event Operations.....	Giselle Diaz
Assistant Manager, Event Operations.....	Drew Hurley
Coordinator, Event Operations .....	Gabriela Storey

Logistics

Director, Ballpark Operations.....	Matthew O'Rourke
Coordinator, Logistics.....	Garrett Day
Logistics Lead .....	Eric Mintz
Loading Dock Coordinator .....	Jherick Cooper
Logistics Specialist.....	Roderick Blowe
Logistics Specialist.....	Frank Martin
Logistics Specialist.....	Alex Sorto

Security & Venue Systems

Vice President, Public Safety & Security .....	Greg Monahan
Director, Public Safety & Security.....	Michael McCullough
Director, Security & Venue Systems.....	Ryan LoScalzo
Manager, Public Safety & Security.....	Tajanna West
Senior Coordinator, Public Safety & Security.....	Wesley-Xavier Smith
Coordinator, Security & Venue Systems.....	Grace Gaetti
Supervisor, Special Police.....	Quentin McNeil
Supervisor, Special Police.....	Darryl Melton
Supervisor, Special Police.....	Diana Scott
Special Police Officer.....	Parrish Alexander
Special Police Officer.....	Christopher Germain
Special Police Officer.....	Joseph Gleason
Special Police Officer.....	Brian Guadalupe
Special Police Officer.....	Daniel Jones
Special Police Officer.....	Anthony Overton
Special Police Officer.....	Shawn Richardson
Special Police Officer.....	Kelvin Richardson
Special Police Officer.....	James Wilson
Special Police Officer.....	Eureka Williams
Special Police Officer.....	ShaQuanna Wilson
Special Police Officer.....	Stephen Hayes
Special Police Officer.....	Phillip Phelps



### Facility Management

Executive Director, Facilities .....	Robert Cummings
Senior Facilities Project Manager .....	Samantha Kaufman
Manager, Electrical Trades.....	Georon Baker
Lead Electrician .....	John King
Electrician.....	Jermaine Carter
Electrician.....	Ricardo Jennings
Manager, Mechanical Trades .....	Robert Gouldman
HVAC Technician .....	Muhammad Diin
HVAC Technician .....	Robert Henriquez
HVAC Technician .....	Joseph Cigliano
Plumber .....	Jonathan Felder
Plumber .....	Andre Brown
Manager, Carpentry .....	Brian Miller
Carpenter .....	Jurucus Howard
Carpenter .....	Stephen Welch
Painter, Team Lead .....	Gary Baggott
Painter .....	Joseph Baggott, Sr.
Maintenance Mechanic.....	Edson Santos
Coordinator, Facilities.....	Noah Dutzer

### COMMUNICATIONS

Vice President, Communications.....	Valerie Todryk Krebs
Senior Director, Communications.....	Kyle Brostowitz
Director, Communications .....	Erica George
Manager, Communications.....	Daniel Kurish
Manager, Communications.....	Nicholas Grossman

### COMMUNITY RELATIONS

Senior Vice President, Community & Government Engagement .....	Gregory McCarthy
Senior Director, Youth Programming.....	Ashleigh Hazley
Director, Military Affairs .....	Sean Hudson
Manager, Community Relations .....	Selase Avalime
Coordinator, Community Relations.....	Katie Holzapfel

### FINANCE

Chief Financial Officer .....	Ted Towne
-------------------------------	-----------

### Accounting

Vice President, Accounting .....	Ross Hollander
Director, Accounting.....	Michael Page
Director, Financial Reporting .....	Michael Sullivan
Manager, Accounting.....	Jen Picardo
Senior Accountant .....	Katie Beatson
Staff Accountant II .....	Tom Bertolino
Staff Accountant .....	Chad Causey
Junior Accountant.....	Max Zester
Financial Accounting Analyst.....	Erin Barry

### Payroll

Director, Payroll & HRIS.....	Antonio Alexander
Senior Payroll Specialist.....	Helen Song
Payroll Specialist .....	Tamara Ferrufino

### Purchasing

Executive Director, Procurement.....	Jorge Fajardo
Manager, Procurement.....	Ryan Arbesfeld
Coordinator, Procurement .....	Arturo Sosa

Accounts Payable

Director, Accounts Payable.....	Kimberly Morris
Senior Accounts Payable Specialist .....	Tasha Millhouse
Coordinator, Accounts Payable.....	Joyce Gary
Coordinator, Accounts Payable.....	Padricka Horton

HUMAN RESOURCES

Senior Vice President, Human Resources .....	Jason Beckwith
Director, Human Resources .....	Candace McIntyre
Director, Human Resources .....	Stephanie Giroux
Human Resources Business Partner .....	Paige Newton
Human Resources Administrator .....	Shauna Mahoney

INFORMATION TECHNOLOGY

Chief Technology Officer .....	Jason Zachariah
Manager, Network Operations.....	Shaun Hill
Systems Administrator.....	Ashley Ayres
Systems Administrator.....	Jarrett Cade
Senior Network Engineer .....	Jerry Duhu
Network Engineer.....	Eric Frimpong
Manager, IT Help Desk.....	Carl Hawkins
Technical Analyst .....	Rena Horton
Technical Analyst .....	Joseph Marin

LEGAL

Chief Legal Officer .....	Betsy Philpott
Senior Counsel.....	Ennis Coble
Assistant Counsel.....	Nat Sherrick
Executive Assistant to Senior Vice President & Chief Legal Officer .....	Alexa Chan
Director, Risk Management .....	Melissa Correa

BUSINESS ADMINISTRATION

Senior Vice President .....	Elise Holman
Executive Assistant to Senior Vice President & Chief Legal Officer .....	Alexa Chan

VIP Services

Manager, Administration & VIP Services.....	William Tucker
---------------------------------------------	----------------

Player Relations

Executive Director, Player, Family & Alumni Relations.....	Shawn Bertani
Coordinator, Player Relations .....	Tayte Dupree

Office Services

Coordinator, Office Services.....	Warren Johnson
Coordinator, Mailroom .....	Marc Barnes
Receptionist .....	Tayna Johnson

MARKETING

Chief Marketing Officer .....	Kimberly Bolt
-------------------------------	---------------

Creative Services

Senior Creative Director.....	Kerin Kolonoskie
Senior Designer .....	Chris Baker
Senior Designer.....	Cierra Kaiser
Designer .....	Will Treadaway
Designer .....	Megan Kuras
Manager, Photography & Digital Imagery .....	Amanda Bowen

Integrated Marketing

Senior Director, Marketing.....	Kristen Clark
Director, Social Media Marketing.....	Matt Turer
Senior Manager, Integrated Marketing.....	Emily Wilson
Senior Manager, Sales Analytics & Optimization.....	Luke Holman
Manager, Paid Media & Marketing Analytics.....	Jay Fitzgerald
Senior Coordinator, Integrated Marketing.....	Cassie Bullis
Manager, Social Media .....	Mina Dunn
Coordinator, Marketing & Advertising .....	Jordan Shapiro

Promotions & Events

Senior Director, Promotions & Fan Engagement.....	Haley Kolff
Senior Manager, Game Presentation .....	Katie O'Rourke
Manager, Promotions.....	Margot Goddard
Manager, Mascots & Entertainment.....	John Wagner
In-Game Host .....	Mike Ploger
In-Game Host .....	Brittney Ramsey

Content Production

Executive Director, Content & Broadcasting.....	Wendy Bailey
Senior Manager, Video Production .....	Nathan Baker
Videographer & Editor .....	Olivia Taylor

Game Production

Executive Director, Game Production & Engineering .....	Benjamin Smith
Director, Game Production & Operations.....	Emilee Harris
Senior Manager, Game Production & Engineering.....	Peter Somers
Senior Manager, Motion Graphics & Animation.....	Ed Dominique
Senior Manager, Digital Signage .....	Nicki Goldstein
Manager, Production & Broadcast Engineering.....	Jackie O'Meara
Designer, Digital Signage .....	Dayna Ruan
Motion Graphic Designer & Editor.....	David Mason
Public Address Announcer.....	Jerome Hruska
Organist .....	Matthew Van Hoose

CONSUMER REVENUE

Chief Revenue Officer .....	Mike Carney
-----------------------------	-------------

Business Strategy & Analytics

Vice President, Business Strategy & Analytics.....	Thomas Kildahl
Senior Director, Digital Strategy.....	Alex Basil
Senior Director, Business Strategy & Analytics.....	Kevin Zmozynski
Director, CRM.....	Melissa Barlow
Senior Manager, Business Intelligence & Data Engineering .....	Dan Crosson
Manager, Business Analytics.....	Justin Sherman
Manager, Database Marketing .....	Kenneth Chu
Manager, Loyalty & Ticket Technology .....	Hannah O'Neil
Manager, Sales Operations.....	Trevor Mann
Analyst, Business Data Systems.....	Dana Wilks
Coordinator, CRM .....	Danielle Bush



## Ticket Sales

Vice President, Ticket Sales, Membership Services & Operations .....	Ryan Bringger
Director, Ticket Sales .....	Andrew Radke
Manager, Ticket Sales .....	Ronald Boyett
Account Executive, Ticket Sales .....	Ella Charles
Account Executive, Ticket Sales .....	Holden Collison
Account Executive, Ticket Sales .....	Lindsey Kleeman
Account Executive, Ticket Sales .....	Brendan Krutchik
Account Executive, Ticket Sales .....	Gabbi Leggett
Account Executive, Ticket Sales .....	Eric Liskey
Account Executive, Ticket Sales .....	Branden Pierce
Account Executive, Ticket Sales .....	Anthony Sierra
Account Executive, Ticket Sales .....	Hannah Sawa
Account Executive, Ticket Sales .....	Colton Bourne
Account Executive, Ticket Sales .....	Jeremy Breakstone
Account Executive, Ticket Sales .....	Taylor Naporano
Account Executive, Ticket Sales .....	Justin Niles
Account Executive, Ticket Sales .....	Leah Spradlin
Account Executive, Ticket Sales .....	Nate Dowell

## Inside Sales

Inside Sales Representative .....	James DeRose
Inside Sales Representative .....	Calvin Lawyer
Inside Sales Representative .....	Joanna Berry
Inside Sales Representative .....	Cory Shinohara
Inside Sales Representative .....	Elliot Yun
Inside Sales Representative .....	Ryan Graham
Inside Sales Representative .....	McKenzie Jordahl
Inside Sales Representative .....	Xander Piurek
Inside Sales Representative .....	Jack Stellingwerf
Inside Sales Representative .....	Dominic Boltz
Inside Sales Representative .....	MarcAnthony Velazquez
Inside Sales Representative .....	Matt Sunshine
Inside Sales Representative .....	Isabela Sames
Inside Sales Representative .....	Megan Heitz
Inside Sales Representative .....	Hannah Anderson

## Premium Sales & Service

Account Executive, Premium Client Services .....	Adam Hoyt
Account Executive, Premium Client Services .....	Emily Renninger
Account Executive, Premium Sales .....	Aaron Kurz
Account Executive, Premium Sales .....	Jason Smith

## Ticket Services

Director, Client Retention .....	Christopher Bush
Manager, Rewards Program .....	Haley Carkitto
Manger, Client Retention .....	Rob Chiusano
Senior Account Executive, Membership Services .....	Brad Herson
Account Executive, Membership Services .....	Thomas Raneses
Account Executive, Membership Services .....	Duncan Sanders
Account Executive, Membership Services .....	Drew Shrager
Account Executive, Membership Services .....	Vince Watson
Account Executive, Membership Services .....	Dylan Moore

## Inside Service

Manager, Inside Service .....	Josh Grohs
Inside Service Representative .....	Melissa Booker
Inside Service Representative .....	Kayla DeRose
Inside Service Representative .....	Ryan Davalos
Inside Service Representative .....	Emily Talotta

Ticket Operations

Director, Ticket Operations.....	Tyler Hubbard
Senior Manager, Ticket Operations.....	Emily Opalach
Manager, Box Office.....	Nate Deavers
Assistant Ticket Manager.....	Lon Morris
Assistant Ticket Manager.....	Cole Travis
Assistant Ticket Manager.....	Carl Baltimore

Nationals Events

Vice President, Nationals Events.....	Jonathan Stahl
Executive Director, Nationals Events.....	Karen Morris
Senior Manager, Nationals Events.....	Haya El-Khatib
Senior Manager, Nationals Events.....	Angelyse Henry
Coordinator, Nationals Events.....	Zoe Winslow

Corporate and Strategic Partnerships

Vice President, Corporate Partnerships.....	Matt Lemire
Executive Director, Corporate Partnerships.....	Keely O'Brien
Senior Manager, Suite Service.....	Tessa More
Corporate Partnerships, Sales Manager.....	Kyle Conover
Corporate Partnerships, Sales Manager.....	TJ Smink
Senior Director, Sponsorship Activation.....	Sarah Keep Perucci
Director, Sponsorship Activation.....	Jessica Mathews
Senior Manager, Sponsorship Activation.....	Alexandra Cruz
Manager, Sponsorship Activation.....	Carey Neff
Manager, Sponsorship Activation.....	Carissa Schattke
Manager, Sponsorship Activation.....	James Zingarini
Coordinator, Corporate Partnerships.....	Max Moreno
Senior Director, Strategic Partnerships.....	Konrad Coutinho
Senior Manager, Strategic Partnerships.....	Maggie Barbusch

WASHINGTON NATIONALS PHILANTHROPIES

Chair.....	Rick Schiffer
Chief Executive Officer.....	Lauren McCarthy
Senior Director, Marketing.....	Kelly Deckerbo
Manager, Grant Writing.....	Gary Jared
Manager, Development.....	Alisa Lemere
Manager, Events & Initiatives.....	Abigail Ulewicz
Senior Coordinator, Operations.....	Emily Syken
Coordinator, Development & Fundraising.....	Kyla Pearlman

WASHINGTON NATIONALS YOUTH BASEBALL ACADEMY

Senior Director, Civic Engagement & Operations.....	Charles Sperduto
Senior Director, Academy Programs.....	Nick Sussman
Program Manager.....	Shana Smith
Senior Associate, Sports Programming.....	Harry Thomas
Associate, Sports Programs.....	Devin Hurtado
Associate, Volunteerism & Alumni Relations.....	Janay Morant
Associate, Academic Enrichment.....	Jasmine Williams
Assistant Manager, Security & Operations.....	DeCarlos Bennett
Coordinator, Security.....	Michael Hatcher

# THE LERNER FAMILY

## PRINCIPAL OWNERS

Annette M. Lerner

Mark D. Lerner

Judy Lenkin Lerner

Edward L. Cohen

Debra Lerner Cohen

Robert K. Tanenbaum

Marla Lerner Tanenbaum





# THEODORE N. LERNER

## 1925-2023

**FOUNDING MANAGING PRINCIPAL OWNER**

From his humble beginnings as an usher in Washington D.C.'s old Griffith Stadium, to the ushering in of a new era of championship baseball in his hometown, Mr. Lerner literally and figuratively built a legacy through his signature mix of tenacity and humility. Guided by love for his family and passion for his hometown, Mr. Lerner dedicated his life to the creation of a better city and a winning ball club.

Mr. Lerner was named Managing Principal Owner of the Washington Nationals on May 3, 2006, and worked tirelessly from that day forward to build a world-class baseball team in his beloved Washington, D.C. He created the framework that brought the 2019 World Series to the nation's capital, and the championship ball club he helped create stands as a reminder of the love he had for this great game and the passion he had for giving back to his hometown.

In addition to his many accomplishments in business and in sports, Mr. Lerner championed the creation of opportunities for all residents of the region and was instrumental in the foundation of the Washington Nationals Youth Baseball Academy, which provides year-round programming and resources in one of the city's most underserved neighborhoods. Mr. Lerner led by example through his family's own, private philanthropy and set the tone for the ball club's company-wide culture of giving, which still extends into the clubhouse, front office and in the stands. He was honored with the Washington Nationals Philanthropies "Power of Baseball Award" in 2022 in recognition of the many ways he's improved the city of Washington, D.C. and the lives of its residents.

A founding member of the United States Holocaust Memorial Museum, Mr. Lerner was awarded the Golden Plate Award of Excellence from the American Academy of Achievement in 1990. He is a member of the Washington Business Hall of Fame (2003), The George Washington University School of Business Sports Executives Hall of Fame (2007), Jewish Community Center of Greater Washington Sports Hall of Fame (2007) and Washington D.C. Sports Hall of Fame (2014). He received the Thomas G. Corcoran Award by the University Club of D.C in 2014, and in 2015 was awarded the Urban Land Institute Lifetime Achievement Award.


Mr. Lerner's love for this sport, this city and this team built a legacy that will not be forgotten.



# ANNETTE M. LERNER

PRINCIPAL OWNER

Annette Morris Lerner was born in Washington, D.C., and grew up in the Silver Spring, Md., area and the eastern shore of Maryland. She has participated in many community projects and supported numerous philanthropic organizations. Mrs. Lerner is both an artist and a collector of fine arts, and is presently on the board of the Palm Springs Art Museum, where she has a winter home.



## MARK D. LERNER

**MANAGING PRINCIPAL OWNER  
AND VICE CHAIRMAN**

Mark D. Lerner is a native Washingtonian and Managing Principal Owner and Vice Chairman of the 2019 World Series Champion Washington Nationals. He is also a Principal of Lerner Enterprises, one of the largest private real estate developers in the Washington, D.C. area. The company was founded in 1952 by his father, Theodore N. Lerner, and is involved in all phases of real estate including planning, development, construction, leasing, asset and property management. The Lerner organization has developed millions of square feet of office buildings, retail centers, hotels and residential communities in the Washington, D.C., Maryland and Virginia area. He received his BBA from The George Washington University in 1975.

An enthusiastic sports fan since childhood, Lerner also represents the Lerner, Cohen and Tanenbaum families as a Partner in Monumental Sports & Entertainment – the sports investment group that owns the 2018 NHL Stanley Cup Champion Washington Capitals, the NBA Washington Wizards, the 2019 WNBA Champion Washington Mystics, and the Capital One Arena. Mark holds numerous volunteer positions within the community. He is currently on the Council of Advisors of the Jewish Community Center of Greater Washington, a member of the Board of Directors of The George Washington University Hillel, a member of the Advisory Board of Israel Bonds, a member of the board of the Washington DC Sports Hall of Fame, Vice President of The Annette M. and Theodore N. Lerner Family Foundation, and an Officer of Washington Nationals Philanthropies. In 2007, he received the prestigious Chadesh Yameinu Award from the Charles E. Smith Jewish Day School in Rockville, Maryland, where he previously served as a member of the Board of Directors and as Chair of the Building & Grounds Committee. He was also Co-Chair of the 2004 JCC Maccabi Games of Greater Washington. In 2015, he was awarded Trendsetter of the Year in commercial real estate by Transwestern and Delta Associates. In 2018, the Lerner family was awarded the Irene and Abe Pollin Humanitarian Award by the Bender Jewish Community Center of Greater Washington. In December 2020, the Washington Business Hall of Fame and Junior Achievement of Greater Washington named him a Laureate inductee. This award celebrated his professional and philanthropic contributions to the quality of life in Greater Washington through the private sector economy. In 2022, Mark was inducted into the Washington DC Sports Hall of Fame. In addition, he also sits on Major League Baseball's Competition, Business and Audit Committees.

Adding to this history of community involvement in the Washington area, the Lerner family is pleased to expand their participation in the region through Washington Nationals Philanthropies. This includes major projects such as the state-of-the-art Nationals Youth Baseball Academy in Ward 7 and the Nationals Diabetes Care Complex at Children's National Medical Center. In addition, The Lerner Family Foundation and Nationals Philanthropies helped to create the Nationals Miracle Field in Germantown, Maryland, to encourage disabled children to play baseball. The team also hosts player trips to visit active military and veterans at Walter Reed National Military Medical Center, and hosts and honors returning veterans at each of their home games.

Lerner resides in Washington with his wife of 46 years, Judy Lenkin Lerner. They have three married children and five grandchildren.



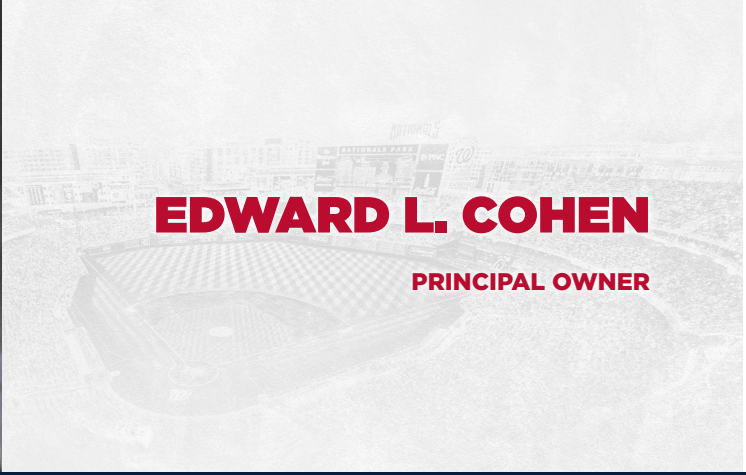


JUDY LENKIN LERNER

PRINCIPAL OWNER

Judy Lenkin Lerner is a native Washingtonian. She works for many community and educational volunteer programs in the Washington area.

She is also President of the Judy and Mark Lerner Family Foundation which supports many local organizations.



Edward L. Cohen is a Principal Owner and Vice Chairman of the Washington Nationals Baseball Club. Cohen is also a Principal of Lerner Enterprises, a private real estate development and investment company in the greater Washington, D.C. area and Executive Vice President, Secretary and Treasurer of Lerner Corporation, the leasing and management affiliate of Lerner Enterprises.

After graduating from the University of Pennsylvania, he earned a J.D. degree from Georgetown University Law Center. Prior to being involved in baseball or real estate, he was a lawyer specializing in nuclear energy matters.

Some of the Boards on which he serves include: The Congressional Award; Georgetown University; and The Duke Ellington School.



# DEBRA LERNER COHEN

PRINCIPAL OWNER

Debra Lerner Cohen is a Principal of Lerner Enterprises and an Officer of The Annette M. and Theodore N. Lerner Family Foundation, supporting numerous charitable causes in and around Washington, D.C. She is an Officer of the Washington Nationals Dream Foundation, serving the youth of the city by focusing on their education, health and recreation. She was born and raised in the Washington, D.C. area, and earned her BA from The American University.

Ms. Cohen served as a presidential appointment to the council of the United States Holocaust Memorial Museum and as chairman for its Committee on Collections and Acquisitions. Additionally, she is a former chairman of the board of the American Committee for the Weizmann Institute of Science in Washington. She is a former member of the board of Imagination Stage, a theater arts center serving the area's youth and was also the co-chair of the Capital Campaign for Georgetown Day High School. In 2007, Ms. Cohen was the recipient of the Washington D.C. Jewish Community Center President's Award following long service on its board. In 2019 and again in 2021 she was honored to be listed in Washingtonian magazine as one of Washington's Most Powerful Women in Business as a Principal Owner of the Washington Nationals





# ROBERT K. TANENBAUM

PRINCIPAL OWNER

Robert Tanenbaum is a Principal in Lerner Enterprises, the largest privately held real estate development and management company in the Washington, D.C. area. He also is a Principal Owner and Vice Chairman of the Washington Nationals Major League Baseball Club.

Born in Rochester, N.Y., Mr. Tanenbaum is a summa cum laude graduate of Union College, where he was elected to Phi Beta Kappa. He moved to Washington in 1979 to attend law school at the George Washington University and earned a J.D. in 1982. In 2021, he was named a Monumental Alum, which recognizes graduates of GWU who have made an impact on the world through their work and service.

Tanenbaum is a member of the Real Estate Roundtable, a non-profit public policy organization based in Washington, D.C. that represents the interests of real estate. He is a member of the Federal City Council, and was a Trustee of the George Washington University for twelve years. During his tenure, he chaired the Committee on Governance and Nominations, the Committee on Endowment and Investments, and the Committee on Academic Affairs. Bob is a member of the Vassar College Board of Trustees. He and his wife are also involved in a variety of other educational, political, and community activities.



# MARLA LERNER TANENBAUM

**PRINCIPAL OWNER**

Marla Lerner Tanenbaum serves as the founding chair and board member of Washington Nationals Philanthropies and as president of her family's philanthropic foundation, The Annette M. and Theodore N. Lerner Family Foundation, which has distributed millions of dollars in the capital region.

Established in 2020, Nationals Philanthropies combines the work of the Washington Nationals Dream Foundation and Washington Nationals Youth Baseball Academy, of which Marla was chair and vice chair, respectively. Since 2006, Marla has spearheaded the Nationals' community impact efforts, laying the groundwork for Nationals Philanthropies to become a civic partner to every Washingtonian interested in making a positive difference in our region and a leading philanthropic organization in professional sports.

In the spirit of #Nats4Good, Nationals Philanthropies catalyzes the energy of Nationals fans and the generosity and philanthropic goals of Nationals players, corporate champions, and community partners to fuel even greater good for a better Washington. In 2020, a total of 50 community impact grants were disbursed to nonprofit partners across the region to support critical programs and services. This marks a record number of grants issued by the Nationals foundation in a given year, demonstrating the collective power of the Nationals family to deliver direct support to our neighbors when they need it most. Philanthropic efforts are highlighted by the organization's programmatic arm, the Washington Nationals Youth Baseball Academy, which implements holistic youth development programming and hosts games and community events serving thousands of young people and other area residents throughout the year at its nine-acre education and recreation campus in the Ward 7 neighborhood of Ft. Dupont Park.

Nationals Philanthropies builds on the legacy of the Dream Foundation and its indelible impact on the region made through field refurbishments, grants to local non-profits, and the Washington Nationals Diabetes Care Complex at Children's National Medical Center.

Marla is also a former chair of the board for the Koby Mandell Foundation, which sponsors healing programs and camps for children who have lost family to acts of terror in Israel. She is a past chair and current member of the Anti-Defamation League's Washington, D.C. region and a member of the National Board of the Hebrew University of Jerusalem. She is presently serving on the Anti-Defamation League's Sports Leadership Council.

# FOUNDING PARTNERS

Paxton K. Baker

James T. Brown

Alphonso Maldon, Jr.

B. Doyle Mitchell

Raul R. Romero

Rodney E. Slater

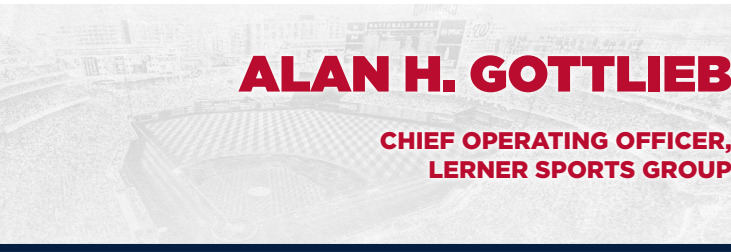





# EXECUTIVES



**FIGHT FINISHED.**



# ALAN H. GOTTLIB

CHIEF OPERATING OFFICER,  
LERNER SPORTS GROUP

Alan Gottlieb is the longtime Chief Operating Officer of Lerner Enterprises and its affiliated entities. He is responsible for the day-to-day operation of its businesses, which include real estate and sports.

Mr. Gottlieb oversees an operating real estate portfolio consisting of over 20 million square feet and is comprised of high- and low-rise office buildings, large regional malls, retail centers, rental residential communities, hotels and other income producing assets. He also oversees new homebuilding, as well as the Washington Nationals Baseball Club.

A life-long resident of the Baltimore/Washington region, he has served with a variety of community organizations, including as a board member for the Capital Children’s Museum.



# MIKE RIZZO

## PRESIDENT OF BASEBALL OPERATIONS AND GENERAL MANAGER

Now in his 17th season as the Washington Nationals President of Baseball Operations and General Manager, Rizzo is the second-longest tenured General Manager in Major League Baseball. Under Rizzo's leadership from 2012-19, the Nationals evolved into one of Major League Baseball's perennially elite clubs, winning the World Series in 2019 as a Wild Card and earning four National League East titles (2012, 2014, 2016, 2017). On June 24, 2021, Rizzo celebrated his 1,000th win as a general manager. In doing so, he became the ninth active President of Baseball Operations/General Manager to achieve this milestone and only the sixth active GM to reach 1,000 wins with the same team at the time.

The Nationals first ever World Series Championship in 2019 came in Rizzo's 11th season leading the organization and represented the transformation of the organization that arrived in Washington, D.C. in 2005. Following the Game 7 come-from-behind win over the Houston Astros, Rizzo saluted owner Ted Lerner and honored his own father, Phil Rizzo, a long-time scout who was one of Rizzo's first hires.

Rizzo began his tenure in Washington in July 2006 as an assistant general manager. He was the Lerner family's first and most significant hire after they assumed ownership of the team. In a city without professional baseball for 33 years, Rizzo was charged with transforming a bare bones organization ranked near the bottom of the standings. With a payroll amongst the lowest in Major League Baseball at the time, Rizzo would need to build a team through the First-Year Player Draft, shrewd scouting and a revamped player development system.

During his previous eight years with the Arizona Diamondbacks (1998-2006), mainly as director of scouting and later as vice president of scouting operations, Rizzo became known within the industry as a skilled evaluator of baseball talent, able to draft and develop top amateur prospects as well as negotiate wise free agent signings.

He had an immediate impact on his new team. The 2007 First-Year Player Draft, Rizzo's first with the Washington Nationals, was rated by Baseball America as the best in baseball. In the spring of 2009, after succeeding Jim Bowden as General Manager, Rizzo stabilized the Nationals turbulent and potentially volatile operation in the Dominican Republic; overhauling the staff and relocating the entire complex to Boca Chica. The team's Dominican Republic operation has since become one of the most successful and respected in baseball.

With the first overall pick in the 2009 First Year Player Draft, the Nationals selected and signed pitcher Stephen Strasburg. Strasburg would go on to win the World Series Most Valuable Player in 2019. On December 5, 2010, Rizzo signed right-fielder and sought-after free agent, Jayson Werth, to a seven-year contract, a deal that transformed the perception of the Washington Nationals. A year later, in 2011, Rizzo was instrumental in signing franchise cornerstone, Ryan Zimmerman, to a six-year contract extension. That same year, following Jim Riggleman's sudden mid-season departure, Rizzo appointed Davey Johnson, a World Series winner as both a player and as a manager, to the Nationals field manager's position. Just one year later, in 2012, the team reached its first postseason appearance with 98 wins.

In January 2015, solidifying arguably the best rotation in the Major Leagues, Rizzo and the Lerner family signed American League Cy Young Award winner Max Scherzer to a seven-year contract. Two years later Rizzo pulled off a much-admired three-team trade that yielded shortstop Trea Turner and right-handed pitcher, Joe Ross, from the San Diego Padres in exchange for Steven Souza Jr. among other players. In July of 2017, in an effort to fortify the Nationals bullpen, Rizzo acquired Sean Doolittle and Ryan Madson from Oakland and Brandon Kintzler from the Twins. Later that month, Rizzo acquired veteran position player Howie Kendrick from the Phillies. When Kendrick succumbed to an Achilles injury in May 2018, Rizzo promoted a 19-year old prospect to the Major Leagues, outfielder Juan Soto.

Following the 2019 World Series championship and confronted with the realities of baseball's economics, Rizzo supervised the dismantling of the championship team he had created, trading several beloved players for core players of the future. In the span of approximately 26 hours, between July 29-30, 2021, Rizzo and his staff acquired 12 players via six trades that brought Major League talent, top prospects and organizational depth to Washington's Minor League system. Those trades included the additions of Josiah Gray and catcher Keibert Ruiz.



At the 2022 Trade Deadline, Rizzo strengthened Washington’s 40-man roster and fortified the organization’s player development system by acquiring some of the top prospects in baseball. Upon being acquired by the Nationals, shortstop CJ Abrams had an immediate impact at the Major League level. Left-handed pitcher MacKenzie Gore will be a pillar of Washington’s starting rotation for years to come and outfielder James Wood is one of the brightest young stars in all of baseball. Outfielder Robert Hassell III and right-handed pitcher Jarlin Susana are sure to have an impact at the Major League level in the near future.

In another significant effort to position the Nationals for the future, Rizzo selected the top position player and one of the most decorated college baseball players of all-time, outfielder Dylan Crews from Louisiana State University in the 2023 First Year Player Draft. Crews enters the 2025 season as the No. 6 prospect in all of baseball, according to *Baseball America*.

Rizzo was born in Chicago on December 14, 1960 as one of four children in a close Italian family. His father, Phil Rizzo, played minor league baseball and later drove a truck for the city while also scouting for the California Angels. Mike’s grandfather, Vito, played semi-pro baseball before becoming a scout, making Rizzo a third-generation member of “the family business.” A highly regarded scout, Phil’s career continued when he joined the Washington Nationals as a Senior Advisor. Mike considers his father to be his mentor in baseball and in life. In 2008, after 50 years in professional baseball, Phil Rizzo was inducted into the Professional Baseball Scouts Hall of Fame as part of the inaugural class. His son, Mike, was in attendance. Phil passed away three months after watching his son’s team with the 2019 World Series.

Mike attended Holy Cross High School in River Grove, Illinois. In college, he was a member of the baseball team at Triton College before transferring to Saint Xavier University to play baseball for the Cougars. He was selected by the California Angels in the 22nd round of the 1982 Major League Baseball Draft. Following the 1984 season Rizzo was released by the Angels and after a frank conversation with his father, Rizzo was reluctantly convinced that, in spite of his drive and passion for the game, he did not have the skills to advance much further. Accepting the reality, he took a position as a graduate assistant coach at the University of Illinois and, while coaching, also earned his B.A. degree.


In 1986, Rizzo began a six-year tenure with his hometown Chicago White Sox. There, he made his mark as a scout by drafting and signing future Hall of Famer and two-time American League MVP, Frank Thomas. Thomas, in his Hall of Fame induction speech, credited Rizzo for recognizing his talent and for drafting him into the White Sox organization. Rizzo continued to broaden his experience with the Boston Red Sox as an area supervisor, international scout and Major League advance scout from 1992-98.

Rizzo joined the Arizona Diamondbacks in 1998 and became scouting director in 2000. In a short time, he transformed their farm system by signing an exceptional number of players who would go on to successful Major League careers. In 2001 he earned a World Series ring with the team.

On January 20, 2023, Mike and his wife, Jodi, welcomed the Nationals most significant off-season acquisition, Santino Sonny Joseph Rizzo (roster name: Sonny), weighing in at a solid 7 lbs., 3 oz. Sonny’s older brother, Michael Jr., is a business consultant in San Diego. The Rizzo family splits their time between Washington, D.C. and West Palm Beach, Florida, site of the Nationals Spring Training and player development facility.

In 2023, Mike and Jodi announced the formation of The Rizzo Family Foundation. ‘Riz Kids’ is committed to enriching the lives of youth in the D.C. community by championing educational opportunities and investing in their physical, emotional and financial well-being. In 2024 the foundation awarded two educational scholarships along with a generous grant to Everybody Wins DC.

AWARDS AND HONORS	
2023	..... National Italian American Sports Hall of Fame
2022	..... Triton (IL) College Hall of Fame
2021	..... MLB Executive of the Year (Italian American Baseball Federation)
2019	..... MLB Executive of the Year ( <i>Baseball America</i> )
2019	..... MLB Executive of the Year (Boston BBWAA)
2019	..... "Passion For The Game" Award (Chicago Scouts Association)
2016	..... MLB Executive of the Year (Mid-Atlantic Sports Association)
2012	..... MLB Executive of the Year (Boston BBWAA)
2012	..... MLB Executive of the Year (Pitch and Hit Club Chicago)
2012	..... Man of the Year (Lido Civic Club of Washington, D.C.)



## MIKE DEBARTOLO

**SENIOR VICE PRESIDENT & ASSISTANT GENERAL MANAGER,  
BASEBALL OPERATIONS**

Mike DeBartolo, entering his 14th season with the Nationals, was promoted to Senior Vice President and Assistant General Manager in November. In his role, he synthesizes information from across the organization to aid in decisions affecting all facets of baseball operations. DeBartolo assists with contract and trade negotiations, Major League Baseball rules, player evaluation, salary arbitration and other matters concerning baseball operations. DeBartolo ascended to his current role following three seasons (2022-24) as vice president and assistant general manager and three seasons (2019-21) as an assistant general manager.

DeBartolo served as director, baseball operations from 2016 to 2018, manager of baseball research & development in 2015 and as a baseball operations analyst in 2014. He joined the Nationals in 2012 as an intern in baseball operations.

Prior to joining the Nationals, DeBartolo worked at Cambridge Associates, an investment advisory firm headquartered in Boston, Mass. from 2006-11. DeBartolo graduated from Tufts (Mass.) University in 2006 and Columbia Business School in 2013. He is a Boston native and lives with his wife, Kate, and son, Will, in Arlington.



## EDDIE LONGOSZ

**VICE PRESIDENT & ASSISTANT GENERAL MANAGER,  
PLAYER DEVELOPMENT AND ADMINISTRATION**

Eddie Longosz was promoted to the role of Vice President and Assistant General Manager of Player Development and Administration on November 3, 2023. He is in his 15th year with the Nationals after joining the organization in 2010. Longosz is responsible for the strategy and day-to-day direction for all the Washington Nationals affiliates including the Dominican Republic Academy. He also oversees all Minor League players, coordinators, coaches, administrative staff, strategy & technology, medical, clubhouse, strength & conditioning and nutrition. Furthermore, he is responsible for all Minor League player transactions throughout the season and off-season. Longosz also serves as a liaison to the Major League coaching staff and front office as it relates to the farm system.

Longosz spent the previous eight years as Washington's director of scouting operations. He was promoted from assistant director following the 2015 season. In his previous role, Longosz assisted Mike Rizzo on all aspects of Washington's amateur, professional and international scouting operations. Longosz became a full-time scouting assistant in 2011, a role he held for four seasons before being promoted to assistant director of scouting operations in 2015.

A Washington, D.C. native, Longosz graduated from St. Albans School in Washington, D.C. He attended the University of Richmond (VA) and graduated in 2009 with a degree in business administration with a concentration in finance. In August 2024, he received his Master's of Business Administration from New York University's Leonard N. Stern School of Business.

Longosz resides in Washington, D.C. with his wife, Natalie Garagiola, and son, Charlie.





## MARK SCIALABBA

**ASSISTANT GENERAL MANAGER, PLAYER PERSONNEL**

Mark Scialabba, entering his 20th season with Washington, was promoted to Assistant General Manager, Player Personnel in November 2021. Scialabba's expanded responsibilities include day-to-day Major League operations assisting Mike Rizzo, the front office and Major League coaching staff, player procurement and evaluation at the Major and Minor League levels, roster management, transactions, contract and trade negotiations, overseeing the professional and advance scouting departments and continues to work closely with the player development department.

Scialabba moved to this position after two seasons (2020-21) as the assistant general manager, player development, a role he was promoted to in November 2019, after serving the previous six years as Washington's director of player development. During this time, he oversaw all aspects of the player development system, including player plans, player personnel decisions, analytics, contract negotiations, budgets, Dominican Academy operations, and medical/training programs. Scialabba spent 2010-2013 as the director of minor league operations and 2007-09 as Washington's assistant director of player development.

During Scialabba's tenure in player development, he contributed to the Nationals' development of more than 70 homegrown Major League players, including Ian Desmond, Anthony Rendon, Bryce Harper, Juan Soto, Victor Robles, Michael Taylor, Luis Garcia, Reynaldo Lopez, Lucas Giolito, Aaron Barrett, Erik Fedde, Austin Voth, Jake Irvin and Jose Ferrer as well as the Club's trading and development of an additional 21 players that debuted with the Nationals, including Tanner Roark, Blake Treinen, Trea Turner and Joe Ross.

Scialabba first joined the Nationals in 2006 as a baseball operations assistant. He spent the summer of 2005 as assistant general manager of the Cape Cod League's Brewster Whitecaps. He played baseball and graduated with a B.A. in Economics from Williams College in 2002 and subsequently earned an MBA and Master's in Sport Management from the University of Massachusetts, Amherst in 2006.

Scialabba lives in Washington, D.C., with his wife Meredith and three children, Sydney, Amelia and Henry.



# DANNY HAAS

**VICE PRESIDENT, AMATEUR SCOUTING**

Danny Haas was hired as Washington's Vice President of Amateur Scouting in October 2023 after spending the previous five seasons (2019-23) as a special assignment scout for the Arizona Diamondbacks.

Prior to his time with Arizona, Haas worked for the Baltimore Orioles from 2012-18, first as a national crosschecker (2012-14) before being promoted to special assistant to the executive vice president of baseball operations (2015-18). He worked for the Boston Red Sox from 2002 to 2011, spending the final six seasons (2006-11) as a regional crosschecker, and in 2004, was named Boston's Scout of the Year.

Haas joined the scouting ranks with the Red Sox in 2002 after a five-year professional career from 1997 to 2001. A native of Paducah, Kentucky, Haas played college baseball at both the University of Kentucky and the University of Louisville. He was selected by the Red Sox the 18th round of the 1997 First-Year Player Draft out of Louisville where he earned a degree in criminal justice.

Haas resides in Rye Brook, New York with his wife, Katie. They have a daughter, Georgianna and a son, Hunter.



# LEE MENDELOWITZ

VICE PRESIDENT, BASEBALL RESEARCH & DEVELOPMENT

Lee Mendelowitz - entering his 12th season with the Nationals - was promoted to Vice President, Baseball Research and Development in November 2024. In this position, he oversees the front office's analysis of baseball data and software engineering efforts, working closely with the R&D group's analysts and developers on projects related to the evaluation of player performance, strategic decision-making and building solutions to help disseminate information throughout baseball operations.

He was promoted to this role after three seasons (2022-24) as the senior director of baseball research and development and two seasons (2020-21) as Washington's director of baseball research. Mendelowitz served as a senior analyst for two seasons (2018-19) and was an analyst in Washington's Research & Development group from 2015 to 2017.

Mendelowitz joined the Nationals as an intern in baseball research & development during the 2014 season. He earned a bachelor's degree in applied physics from Cornell (N.Y.) University in 2008 and a Ph. D. in applied math from University of Maryland in 2015.

Mendelowitz is originally from Bergen County, New Jersey and now resides in Chevy Chase, Md. with his wife, Diana, and daughter, Madelyn.





Ted Towne is entering his 18th season with the Nationals and was appointed to the role of Chief Financial Officer during the 2022 season. He oversees purchasing, all general accounting, and finance and ensures operations are in accordance with ownership goals and objectives.

Towne spent the previous eight seasons an assistant general manager. He was elevated to that role on Aug. 19, 2014, expanding his role as the vice president of finance.

The Arundel, Maine native originally joined the Nationals as controller, finance in January 2008 after coming over from Lerner Enterprises, where he was the director of construction and development accounting for two years.

Prior to entering the sports industry, Towne was employed by Forrester Construction for three years where he was their controller. Towne started with Forrester Construction shortly after relocating from Maine, where he'd spent the previous 28 years of his life. He began his career in 1996 at Coopers and Lybrand (now PricewaterhouseCoopers).

Towne earned a B.A. in accounting from Husson College and earned his Master's in Business Administration from the Robert H. School of Business at the University of Maryland.

Towne and his wife, Sarah, reside in Silver Spring, Maryland and have two children: Madelynn and Cuyer.



# BETSY PHILPOTT

CHIEF LEGAL OFFICER

Betsy Philpott was promoted to Chief Legal Officer in November 2024. She joined the Nationals legal department in April 2014 and was promoted to General Counsel in February 2020 and Senior Vice President in 2022. In her role, she leads the legal and the human resources department, oversees information technology and risk management, handles baseball and business transactions and provides strategic legal and business advice to her colleagues.

In 2022, she was named Outstanding Chief Legal Officer by the Association of Corporate Counsel National Capitol Region. She has also been featured in Vanguard, Profile and Washington Lawyer magazines and on Polsinelli's In-House Influence Podcast, the How I Lawyer Podcast, and the Parents at Work podcast.

Prior to joining the Nationals, Philpott worked at the Major League Soccer Players Association and the international law firm, McDermott, Will & Emery, as an associate in the energy and commodities practice group. Philpott earned a bachelor's degree with distinction in Psychology with a minor in Biology from the University of Virginia, a doctorate of juris prudence from Vanderbilt University Law School and a Master's of professional studies in sports industry management from Georgetown University. She resides in Alexandria, Va., with her wife, Rachel, daughter, Piper, son, Rhys, and cats, Bruce Wayne and Harley Quinn.



Kim Bolt was named Chief Marketing Officer of the Nationals in July 2023, bringing more than 15 years of marketing leadership across the media, technology, and fitness industries.

Bolt leads a team of 30 across integrated marketing, events and promotions, game production, creative services, and content and broadcasting.

Before joining the Nationals, Bolt led growth marketing for National Geographic at Disney. She previously led marketing for MyFitnessPal and MapMyRun at Under Armour, and held brand and product marketing roles at Lyft, ClassPass and Google.

Bolt holds an MBA from The Wharton School at University of Pennsylvania and also graduated from Cornell University with a Master's Degree in Communications and a B.S in Psychology. She lives in Silver Spring, Md., with her husband, three kids and two dogs.

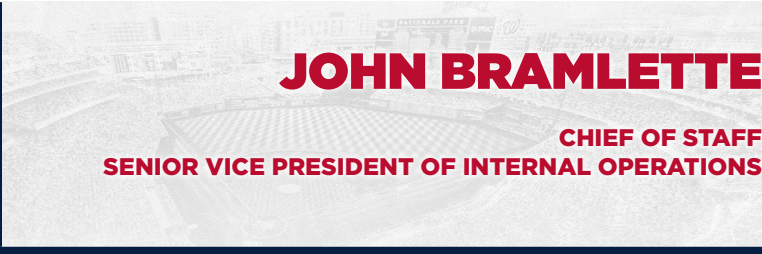





Mike Carney joined the Nationals in 2015 and became Executive Vice President, Business Operations in 2021 and Chief Revenue Officer in 2023. The role includes oversight of all sales and marketing functions, including business strategy and analytics.

Prior to joining the Nationals, Mike spent nearly a decade as a management consultant in Chicago and Washington, D.C., focusing in technology and consumer business strategy for major brands across industries.

Mike is a native of the Washington region. He earned a Bachelor of Science degree in Electrical Engineering from Northwestern University and an MBA from University of Chicago Booth School of Business.



# JOHN BRAMLETTE

**CHIEF OF STAFF**  
**SENIOR VICE PRESIDENT OF INTERNAL OPERATIONS**

John Bramlette was appointed Chief of Staff and Senior Vice President of Internal Operations in November 2024. In this role, John oversees the office of business administration, ballpark operations, community relations and Washington Nationals Philanthropies.

He joined the Nationals in 2018 as Chief Operating Officer of the Club’s affiliated non-profit entity and transitioned to the Club’s Legal Department in 2021.

Prior to joining the Nationals, John had diverse experience at the intersection of law, business operations, and amateur baseball. He served as executive vice president of Ripken Baseball, a Director at the Headfirst Companies, and as a litigation associate at Nixon Peabody in Washington, D.C. John also played four seasons of Division III baseball at Haverford College (PA).

John earned his law degree from The George Washington University Law School and lives in Chevy Chase with his wife Lauren and two children, James (9) and Tessa (4).



# JASON ZACHARIAH

CHIEF TECHNOLOGY OFFICER

Jason Zachariah begins his 20th season with the Nationals, serving as the organization's Chief Technology Officer. In this role, he provides technical oversight and strategic guidance for all technology functions for the Nationals, as well as Lerner Enterprises, of which he has been a part for 23 years.

Over the past 20 years, Zachariah has been responsible for the technology involved in numerous team projects, including the construction and opening of Nationals Park, the Ballpark or the Palm Beaches Spring Training facility and the Washington Nationals Youth Baseball Academy.

Zachariah joined the Nationals in 2006 while overseeing the technology operations for the Lerner real estate company. He joined Lerner in January 2002 as a consultant responsible for modernizing the organization's technology operations, but quickly became a full-time employee responsible for helping to build and oversee the organization's technology team. Prior to Lerner, he was an independent technology consultant, providing network installation and upgrade services for several D.C. metro area businesses.

Zachariah lives in Tracy's Landing, Md., with his wife, Valerie, and daughter, Destiny.





FRANK GAMBINO


SENIOR VICE PRESIDENT & GENERAL MANAGER OF NATIONALS PARK

Frank Gambino serves as Senior Vice President and General Manager of Nationals Park, a role in which he oversees capital improvements, design and construction at Nationals Park.

Prior to joining the Nationals in December of 2010, Gambino worked for Lerner Enterprises, where he held senior positions in property management and construction and most recently served as vice president of tenant services.

During his 22-year tenure at Lerner, Gambino worked on a variety of projects, including the Corporate Office Park at Tysons II, Flint Hill Office Park, Dulles Town Center Mall, Washington Square, White Flint, the Nuclear Regulatory Commission Building and Nationals Park. Before joining Lerner Enterprises, he worked for DBI Architects and subsequently the real estate firm of Mason Hirst.

Gambino graduated from the University of Maryland, School of Architecture, with a Bachelor of Architecture degree.



# GREGORY McCARTHY


**SENIOR VICE PRESIDENT, GOVERNMENT AND  
COMMUNITY ENGAGEMENT**

Gregory McCarthy is the Washington Nationals' Senior Vice President, Government and Community Engagement. He works with civic, business, and community institutions to create lasting and meaningful linkages with the Nationals and the sport of baseball. The Nationals' community platforms focus on members of the military and their families, K-12 teachers and students, and youth baseball players. He works in tandem with the Mayor's Office, City Council, the United States Congress, and various city, regional, and federal government agencies to ensure that Nationals Park successfully operates and serves the citizens of the Washington metropolitan area. He has served as honorary commander of the Air Force District of Washington based at Joint Base Andrews and the 11th Operations Wing based at Joint Base Anacostia-Bolling. In 2023 he was appointed by the Secretary of the Air Force to the Civic Leader Program and has visited 13 Air Force and Space Force installations in six countries.

In April 2022, McCarthy was appointed by the Chairman of the DC City Council to the decennial Tax Revision Commission which will recommend restructuring and reform of the city's tax and revenue streams. From 2013 to 2021 McCarthy served two terms as president of the Board of Trustees of the D.C. Public Library system, appointed by two mayors and confirmed by the Council of the District of Columbia. Overseeing more than \$400m in library constructions, including renovation of the award winning Martin Luther King flagship branch. He is also former board chair of Destination DC, the official convention and tourism promotion agency for the city. Prior to joining the Nationals, McCarthy was the Deputy Chief of Staff in the Executive Office of the Mayor, serving as Mayor Anthony Williams' primary adviser on the City Council, U.S. Congress, Office of Management and Budget, and the White House.

McCarthy was appointed by two mayors to three terms on the city's Historic Preservation Review Board and is a former chairman of the board of directors of DC Action for Children and the National Conservatory for the Dramatic Arts. He also serves on the board of the Capitol Riverfront Business Improvement District, which includes the area in which Nationals Park is located.

A graduate of Georgetown University, McCarthy earned his Bachelor of Science Degree in Foreign Service. An avid runner, he is among a small number of people to have completed a marathon on all seven continents.



## ELISE HOLMAN

**SENIOR VICE PRESIDENT**

Elise Holman serves as Senior Vice President of the Washington Nationals and has been a member of the Nationals' executive team since 2009. She oversees an array of operations including risk management, as well as the creation and implementation of policies and procedures throughout the organization.

Holman ensures the departments' operating requirements are effectively met while also establishing improvement efforts that seek to benefit the entire organization.

Before joining the Nationals, Holman worked for Lerner Enterprises, where she held positions in the finance and construction/development groups. During her tenure, Holman worked on a variety of projects including land use and new construction for office, retail, residential and mixed-use properties. Her role in the planning and opening of Nationals Park in 2008 led to her becoming a key member of the Nationals front office team.



## JASON BECKWITH

**SENIOR VICE PRESIDENT, HUMAN RESOURCES**

Jason Beckwith has an extensive and successful career in human resources, bringing 20 years of experience to his role as the Vice President of Human Resources for the Nationals. Before joining the Nationals, he served as a regional director and human resources business partner at Comcast Corporation. Prior to that, Jason held similar positions with Carnival Cruise Line and Lockheed Martin, showcasing a diverse range of experience in the field.

As a graduate of Bowie State University and a native Washingtonian, Jason is deeply connected to the Washington Metropolitan community. His support for all the Washington teams reflects his local pride. In his personal life, Jason has been married to his wife Jordan for 15 years, and they are the proud parents of three daughters named Gabriella, Audriana, and Mila. Additionally, they share their home with two dogs, Charlie, and Teddy.





## RYAN BRINGER

**VICE PRESIDENT, TICKET SALES, MEMBERSHIP SERVICES AND OPERATIONS**

Ryan Bringger begins his ninth season with the Washington Nationals, joining the organization as the Vice President of Ticket Sales and Service. In his role, Bringger oversees the Nationals' ticket sales, operations and renewal strategies including: NATS PLUS Membership, premium plan packages, group nights, theme events, flexible plans and single-game ticketing programs.

Prior to joining the Nationals, Bringger was the senior director of new business development with the NHL's Tampa Bay Lightning where he was responsible for growing the season ticket and premium seating bases for the Lightning, Tampa Bay Storm and Amalie Arena.

Bringger attended John Carroll University, where he earned a Bachelor of Arts in Communications and played football, earning Captain's honors during his junior and senior seasons.

Bringger resides in Alexandria, Va., with his wife, Cristy, and their three children: Kendall, Jackson and Mason.



## ROSS HOLLANDER

**VICE PRESIDENT, ACCOUNTING**

Ross Hollander enters his 18th season with the club and fifth season as Vice President, Accounting. In his position, he leads the finance department on all accounting, payables and financial reporting functions including budgeting, forecasting and league reporting.

Prior to joining the Nationals in June of 2008, Hollander served as the controller for Krisam Group, Inc. / Global Events Partners, Inc., where he led all financial management functions. During his 11-year tenure in the hotel marketing and destination management company (DMC) industry, he served as a key leader in the acquisition of other business units and developed a model for accounting to use in their respective set-ups.

Hollander began his career in accounting at Feddeman & Company, P.C., CPA's, where he served public and private clients across a broad spectrum of businesses.

A graduate from the University of Delaware, School of Business, Hollander earned his Bachelor of Science degree in Accounting and Finance. He is native of Northern Virginia and currently resides in Washington, D.C. where you might find him winding down from the day with a micro-brew on his front stoop.



## TOM KILDAHL

**VICE PRESIDENT, BUSINESS STRATEGY AND ANALYTICS**

Tom Kildahl joined the Nationals in 2011 and has held roles across both ticketing and business strategy during two separate tenures with the organization.

Kildahl became Vice President of Business Strategy and Analytics in early 2024 after previously leading both the ticket operations and ticket services teams. In this role, he oversees business intelligence, strategy and analytics across the organization's revenue and marketing functions.

Kildahl earned a Bachelor of Arts degree in History from Williams College. He is a native of Berkshire County in Western Massachusetts.



## VALERIE TODRYK KREBS

**VICE PRESIDENT, COMMUNICATIONS**

Valerie Todryk Krebs is in her fourth season with the Washington Nationals, having joined the organization in October 2021 as Executive Director, Communications, before assuming the role of Vice President, Communications in October 2023. In her current position, she oversees all aspects of the department, including corporate and baseball communications.

Prior to joining the Nationals, Krebs spent eight years with FOX Sports working out of the network's New York offices. She handled publicity and communications for several of the network's top properties, including college football, college basketball and digital programming, and worked on major national and international events, including multiple Super Bowls and World Cups.

Krebs spent six years at the Big Ten Conference in Chicago in a variety of roles, including as the communications lead for its men's basketball, women's basketball, baseball and volleyball programs. While at the Big Ten, she worked on two rounds of expansion and realignment as well as the launch of the Big Ten Network, the first conference-owned television property.

A Wisconsin native, Krebs graduated from the University of Wisconsin with a bachelor's degree in journalism & mass communication. She and her husband Ryan have two rescue dogs, Teddy and Jack.



## MATT LEMIRE

**VICE PRESIDENT, CORPORATE PARTNERSHIPS**

Matt Lemire joined the Nationals in January 2007 as an account manager in the premium sales department and transitioned to corporate partnerships in December, 2009. Since joining the corporate partnership department, Matt has held a number of sales positions leading to his current role as the Vice President of Corporate Partnerships. As the Vice President, he oversees all partnership relationships, both on the sales and activation side, in addition to leading the premium suites sales and service team.

Prior to joining the Nationals, Matt worked as a residential real estate loan officer focused on new construction financing. He earned his bachelor's degree in Business Administration with a concentration in Economics from Mary Washington College, where he was also a four-year member of the school's baseball team.

Matt currently lives in Fairfax, Va. with his wife, Caroline, son, Benjamin, and daughters, Quinn and Fiona.



## GREGORY MONAHAN

**VICE PRESIDENT, PUBLIC SAFETY AND SECURITY**

Greg Monahan is the Vice President of Public Safety and Security for the Washington Nationals Baseball Club. The security team is responsible for overseeing the security program at Nationals Park for baseball games, other special events as well as the team.

Prior to joining the Nationals in 2021, Greg worked for the United States Park Police for more than 25 years and retired in 2021 as the Assistant Chief of Police.

Greg is a graduate of the FBI's National Academy and the National Executive Institute. He received his bachelor's degree in business administration from St. Bonaventure University and a master's degree in public administration from the University of Nebraska at Omaha.





Jonathan H. Stahl has been the Vice President of Nationals Park Events since 2024 after spending the previous five seasons as the Vice President of Experience and Hospitality. In his current role, Stahl oversees and is responsible for growing the Nationals' non-game day events business.

Joining the Nationals just before the opening of Nationals Park in 2008, Stahl has been instrumental in developing the team's customer service initiatives, as well as the Nationals Park food & beverage program, where he helped create many of Nationals Park's original food concepts, including Enzo's Pizza and Chesapeake Crab Cake Co., and introduced local craft beer and locally sourced products to the ballpark.

Prior to working for the Nationals, Stahl worked for Kimpton Hotels and Renaissance Hotels in various front office positions.

In his free time, Stahl works with many local organizations including DC Central Kitchen, World Central Kitchen, Gesher and The Jewish Federation of Greater Washington. He is also an avid foodie and amateur woodworker. A native of Fairfax, Va., Stahl earned his Bachelor's degree in Hospitality from Syracuse University. He currently resides in Bethesda, Md. with his wife, Cara and their son Reid.



**MANAGER & COACHING STAFF**



# #4 DAVE MARTINEZ

MANAGER

BORN / 2025 OPENING DAY AGE  
9/26/64 New York, N.Y. / 60

NATIONALS TENURE  
Eighth Season

PRO BASEBALL TENURE  
39th Season

ROUND / SCHOOL  
3rd Rd., 1983 January Draft  
Valencia (FL) Community College

## RESUME

Dave Martinez is entering his eighth season as the manager of the Washington Nationals after being named the seventh field manager in team history on Oct. 30, 2017.

- In seven seasons in Washington, he has led the club through a steady, unwavering approach, consistent strategy and never-ending positivity and support for players...That includes an improbable run to the 2019 World Series Championship.
- Martinez Is the longest tenured and winningest manager in Nationals history (2005-pres.)...He passed Manny Acta, who managed 410 games from 2007-09 on May 6, 2021 at Atlanta...With a 2-1 win on June 4, 2021 at Philadelphia, he passed Davey Johnson (2011-13) for the most managerial wins in Nationals history (2005-pres.) with 225.
- Among MLB managers, he is the sixth-longest tenured manager along with New York's Aaron Boone, who was also hired ahead of the 2018 season.
- Agreed to a multi-year contract extension on Aug. 22, 2023.
- The 2025 season marks Martinez's 39th season in professional baseball, including 10 years (2008-17) as a Major League bench coach.
- From 2015-17, he served as the bench coach for the Chicago Cubs...He played an integral role in three Postseason appearances, two National League Central Division titles and the Cubs' 2016 World Series Championship.
- Prior to joining the Cubs, Martinez spent seven seasons (2008-14) as the bench coach for the Tampa Bay Rays...Martinez joined the Rays in 2008 after serving as a Spring Training instructor for them in 2006 and 2007...Joe Maddon offered Martinez the bench coach job and he went on to serve in that role for ten seasons.

## 2019 SEASON

Navigated a 79-31 (.380) start to become the second team in Major League history to win a World Series after being 12 games under .500 at any point during a season, joining the 1914 Boston Braves.

- From May 24 through the end of the 2019 season, Martinez led the Nationals to a 74-38 (.661) record, tied for the second-best record in Major League Baseball over that span.
- En route to Washington's first World Series championship since 1924, Martinez led Washington to become the first team in Major League history to record five comeback wins when facing elimination in a single Postseason.
- From Game 4 of the National League Division Series against Los Angeles through Game 2 of the World Series against Houston, the Nationals won eight straight games...The eight-game winning streak matched the longest winning streak by any Club in a single Postseason, joining the 2014 Kansas City Royals, 2005 Chicago White Sox and 2004 Boston Red Sox.

## COACHING HISTORY

YEAR	CLUB	ROLE	W	L	PCT	FINISH
2008	Tampa Bay*	Bench Coach	97	65	.599	1st
2009	Tampa Bay	Bench Coach	84	78	.519	3rd
2010	Tampa Bay**	Bench Coach	96	66	.593	1st
2011	Tampa Bay***	Bench Coach	91	71	.562	2nd
2012	Tampa Bay	Bench Coach	90	72	.556	3rd
2013	Tampa Bay****	Bench Coach	92	71	.564	2nd
2014	Tampa Bay	Bench Coach	77	85	.475	4th
2015	Chicago (NL)^	Bench Coach	97	65	.599	3rd
2016	Chicago (NL)**	Bench Coach	103	58	.640	1st
2017	Chicago (NL)***	Bench Coach	92	70	.568	1st
2018	Washington	Manager	82	80	.506	2nd
2019	Washington#	Manager	93	69	.574	2nd
2020	Washington	Manager	26	34	.433	T4th
2021	Washington	Manager	65	97	.401	5th
2022	Washington	Manager	55	107	.340	5th
2023	Washington	Manager	71	91	.438	5th
2024	Washington	Manager	71	91	.438	4th

### MANAGERIAL RECORD

463 569 .449

- \* Won the American League East Division title, lost to the Philadelphia Phillies (4-1) in the World Series
- \*\* Won the American League East Division title, lost to the Texas Rangers (3-2) in the American League Division Series
- \*\*\* Won the American League Wild Card, lost to the Texas Rangers (3-1) in the American League Division Series
- \*\*\*\* Won the American League Wild Card, lost to the Boston Red Sox (3-1) in the American League Division Series
- ^ Won the National League Wild Card, lost to the New York Mets (4-0) in the National League Championship Series
- \*\* Won the National League Central Division, beat the Cleveland Indians (4-3) in the World Series
- \*\*\* Won the National League Central Division, lost to the Los Angeles Dodgers (4-1) in the National League Championship Series
- # Won the National League Wild Card, beat the Houston Astros (4-3) in the World Series

## AWARDS AND HONORS

2019 ..... World Series Champion (WSH)

2016 ..... World Series Champion (CHI)





PLAYING CAREER

A veteran of 16 Major League seasons, Martinez broke into the big leagues with the Chicago Cubs in 1986 at the age of 21...During the 1986 season, he was the 10th-youngest player in MLB...He played in 1,918 games while amassing 1,599 hits for nine clubs across his 16-year career.

- He made his debut on June 15, 1986 vs. St. Louis and recorded his first hit on June 23 at Philadelphia, a ninth-inning single off Shane Rawley.
- Following two-plus seasons with the Cubs (1986-88), Martinez was acquired by the Montreal Expos, where he played from 1988-91...He spent the 1992 season with the Cincinnati Reds before stints with the San Francisco Giants (1993-94) and Chicago White Sox (1995-97).
- He was a key member of the 1993 Giants club that won 103 games, but missed out on the Postseason.
- Following the 1997 season, he signed with the expansion Tampa Bay Devil Rays and in 1998, he recorded the first hit in Devil Rays history, a single off Justin Thompson (DET).
- Martinez returned to the Cubs in 2000, while also spending time with the Texas Rangers and Toronto Blue Jays during the 2000 season.
- He capped his career with the Atlanta Braves, spending the 2001 season with the eventual National League East Division champions.

PERSONAL

Born in Brooklyn, N.Y., David "Davey" Martinez moved to Florida as a youth and attended Lake Howell High School in Winter Park, Fla.

- He attended Valencia Community College in Orlando, Fla. before being selected by the Chicago Cubs in the 1983 MLB January Draft-Secondary Phase
- Is an avid outdoorsman and bike rider.
- Martinez has four children: Dalton, Angelica, Josh and Jagger and five grandchildren: Everly Ann, Amora Grace, Arrow, Stone and Dove.

MARTINEZ MAJOR LEAGUE CAREER RECORD

YR.	CLUB	AVG	G	AB	R	H	TB	2B	3B	HR	RBI	SH	SF	HP	BB	SO	SB	CS	OBP	SLG	OPS	E
1986	Chicago (NL)	.139	53	108	13	15	21	1	1	1	7	0	1	1	6	22	4	2	.190	.194	.384	1
1987	Chicago (NL)	.292	142	459	70	134	192	18	8	8	36	1	1	2	57	96	16	8	.372	.418	.790	6
1988	Chicago (NL)	.254	75	256	27	65	89	10	1	4	34	0	4	2	21	46	7	3	.311	.348	.659	5
	Montreal	.257	63	191	24	49	68	3	5	2	12	2	1	0	17	48	16	6	.316	.356	.672	1
1989	Montreal	.274	126	361	41	99	138	16	7	3	27	7	1	0	27	57	23	4	.324	.382	.706	6
1990	Montreal	.279	118	391	60	109	165	13	5	11	39	3	2	1	24	48	13	11	.321	.422	.743	3
1991	Montreal	.295	124	396	47	117	166	18	5	7	42	5	3	3	20	54	16	7	.332	.419	.751	4
1992	Cincinnati	.254	135	393	47	100	139	20	5	3	31	6	4	0	42	54	12	8	.323	.354	.677	6
1993	San Francisco	.241	91	241	28	58	87	12	1	5	27	0	0	0	27	39	6	3	.317	.361	.678	0
1994	San Francisco	.247	97	235	23	58	85	9	3	4	27	2	0	2	21	22	3	4	.314	.362	.676	3
1995	Chicago (AL)	.307	119	303	49	93	132	16	4	5	37	9	4	1	32	41	8	2	.371	.436	.807	3
1996	Chicago (AL)	.318	146	440	85	140	206	20	8	10	53	2	1	3	52	52	15	7	.393	.468	.861	6
1997	Chicago (AL)	.286	145	504	78	144	208	16	6	12	55	5	6	3	55	69	12	6	.356	.413	.769	7
1998	Tampa Bay	.256	90	309	31	79	99	11	0	3	20	0	1	2	35	52	8	7	.334	.320	.654	1
1999	Tampa Bay	.284	143	514	79	146	199	25	5	6	66	10	5	5	60	76	13	6	.361	.387	.748	4
2000	Tampa Bay	.260	29	104	12	27	38	4	2	1	12	1	2	0	10	17	1	4	.319	.365	.684	0
	Chicago (NL)	.185	18	54	5	10	13	1	1	0	1	0	0	0	2	8	1	0	.214	.241	.455	1
	Texas	.269	38	119	14	32	44	4	1	2	12	0	0	1	14	20	2	1	.351	.370	.721	0
	Toronto	.311	47	180	29	56	74	10	1	2	22	0	1	1	24	28	4	2	.393	.411	.804	2
2001	Atlanta	.287	120	237	33	68	91	11	3	2	20	0	0	1	21	44	3	3	.347	.384	.731	0
MLB TOTALS		.276	1919	5795	795	1599	2254	238	72	91	580	53	37	28	567	893	183	94	.341	.389	.730	59

2001 POSTSEASON

RD	CLUB	AVG	G	AB	R	H	TB	2B	3B	HR	RBI	SH	SF	HP	BB	SO	SB	CS	OBP	SLG	OPS	E
NLDS	ATL vs. HOU	.000	1	1	0	0	0	0	0	0	0	0	0	0	0	0	0	0	.000	.000	.000	0
NLCS	ATL vs. ARI	.200	4	5	0	1	1	0	0	0	0	0	0	0	0	1	0	0	.200	.200	.400	0
MLB TOTALS		.167	5	6	0	1	1	0	0	0	0	0	0	0	0	1	0	0	.167	.167	.334	0



MANAGERS

FRANCHISE HISTORY


MANAGER	YEARS	W	L	T	PCT	GAMES	MANAGER	YEARS	W	L	T	PCT	GAMES
Gene Mauch	1969-75	499	627	1	.443	1127	Felipe Alou	1992-01	691	717	1	.490	1409
Karl Kuehl	1976	43	85	0	.336	128	Jeff Torborg	2001	47	62	0	.431	109
Charlie Fox	1976	12	22	0	.353	34	Frank Robinson	2002-06	385	425	0	.475	810
Dick Williams	1977-81	380	347	0	.523	727	Manny Acta	2007-09	158	252	0	.385	410
Jim Fanning	1981-82, 1984	116	103	0	.530	219	Jim Riggleman	2009-11	140	172	0	.449	312
Bill Virdon	1983-84	146	147	1	.497	294	Davey Johnson	2011-13	224	183	0	.550	407
Buck Rodgers	1985-91	520	499	1	.510	1,020	Matt Williams	2014-15	179	145	0	.552	324
Tom Runnels	1991-92	68	81	0	.456	149	Dusty Baker	2016-17	192	132	0	.593	324
							Dave Martinez	2018-	463	569	0	.449	1,032

WASHINGTON NATIONALS HISTORY (2005-pres.)

MANAGER	YEARS	W	L	T	PCT	GAMES
Frank Robinson	2005-06	152	172	0	.469	324
Manny Acta	2007-09	158	252	0	.385	410
Jim Riggleman	2009-11	140	172	0	.449	312
Davey Johnson	2011-13	224	183	0	.550	407
Matt Williams	2014-15	179	145	0	.552	324
Dusty Baker	2016-17	192	132	0	.593	324
Dave Martinez	2018-	463	569	0	.449	1,032



# #22 MIGUEL CAIRO



BENCH COACH

BORN / 2025 OPENING DAY AGE  
5/4/74 Anaco, VEN. / 50

NATIONALS TENURE  
2nd Season

PRO BASEBALL TENURE  
30th Season

SCHOOL  
Escuela Anaco (VEN.) High School

## RESUME

Veteran coach joined Dave Martinez's staff in 2024 after spending the 2023 season as New York's (NL) Minor League infield coordinator.

- He spent the previous two seasons (2021-22) as the bench coach for the Chicago White Sox.
- While on Chicago's staff, he went 18-16 (.529) as acting manager for the final 34 games of the 2022 season.
- From 2018-20, he worked as the Minor League infield coordinator for the New York Yankees.
- Following his retirement as a player in 2013, Cairo was a special assistant to the general manager for the Cincinnati Reds until 2017.

## PLAYING CAREER

A veteran of 17 Major League seasons with playing experience at every infield position as well as left field and right field.

- Made his Major League debut with the Toronto Blue Jays in 1996 before stints with the Chicago Cubs (1997, 2001), Tampa Bay Rays (1998-2000), St. Louis Cardinals (2001-03, 2007), New York Yankees (2004, 2006-07), New York Mets (2005), Seattle Mariners (2008), Philadelphia Phillies (2009) and Cincinnati Reds (2010-12).
- Was teammates with Dave Martinez on the 1998 and 1999 Tampa Bay Rays...Was their Opening Day second baseman in their franchise's first game on March 31, 1998.
- Appeared in the Postseason six times (2001-02, 2004, 2009-10 and 2012), batting .282 with one home run and six RBI and 11 runs scored in 29 games.

## PERSONAL

Miguel Jesus Cairo...Resides in Clearwater, FL, with his wife, Nicole, and their children, Lauren and Christian.

- Christian was selected by Cleveland in the fourth round of the 2019 First-Year Player Draft.

MANAGERIAL RECORD						
YEAR	CLUB	ROLE	W	L	PCT	FINISH
2021	Chicago (AL)*	Acting Manager	2	0	1.000	—
2022	Chicago (AL)**	Acting Manager	18	16	.529	—
MANAGERIAL RECORD			20	16	.556	
* Acting manager in Tony La Russa's absence on Aug. 12 vs. the Yankees at the Field of Dreams Game (W, 9-8) and Sept. 7 at Texas (W, 7-2)						
** Acting manager for the final 34 games of the season in Tony La Russa's absence						



## CAIRO MAJOR LEAGUE CAREER RECORD

YR.	CLUB	AVG	G	AB	R	H	TB	2B	3B	HR	RBI	SH	SF	HP	BB	SO	SB	CS	OBP	SLG	OPS	E
1996	Toronto	.222	9	27	5	6	8	2	0	0	1	0	0	1	2	9	0	0	.300	.296	.596	0
1997	Chicago (NL)	.241	16	29	7	7	8	1	0	0	1	0	0	1	2	3	0	0	.313	.276	.589	0
1998	Tampa Bay	.268	150	515	49	138	189	26	5	5	46	11	2	6	24	44	19	8	.307	.367	.674	16
1999	Tampa Bay	.295	120	465	61	137	171	15	5	3	36	7	5	7	24	46	22	7	.335	.368	.703	9
2000	Tampa Bay	.261	119	375	49	98	123	18	2	1	34	6	5	2	29	34	28	7	.314	.328	.642	9
2001	Chicago (NL)	.285	66	123	20	35	46	3	1	2	9	7	1	0	16	21	2	1	.364	.374	.738	7
	St. Louis	.333	27	33	5	11	19	5	0	1	7	0	0	0	2	2	0	0	.371	.576	.947	1
2002	St. Louis	.250	108	184	28	46	65	9	2	2	23	6	2	3	13	36	1	1	.307	.353	.660	4
2003	St. Louis	.245	92	261	41	64	98	15	2	5	32	3	7	6	13	30	4	1	.289	.375	.664	6
2004	New York (AL)	.292	122	360	48	105	150	17	5	6	42	12	4	14	18	49	11	3	.346	.417	.763	8
2005	New York (NL)	.251	100	327	31	82	106	18	0	2	19	12	5	4	19	31	13	3	.296	.324	.620	7
2006	New York (AL)	.239	81	222	28	53	71	12	3	0	30	5	3	1	13	31	13	1	.280	.320	.600	3
2007	New York (AL)	.252	54	107	12	27	34	7	0	0	10	4	1	1	8	19	8	1	.308	.318	.626	5
	St. Louis	.254	28	67	8	17	23	2	2	0	5	1	0	1	3	5	2	1	.296	.343	.639	1
2008	Seattle	.249	108	221	34	55	73	14	2	0	23	6	1	4	18	32	5	2	.316	.330	.646	2
2009	Philadelphia	.267	27	45	6	12	19	2	1	1	2	1	0	1	0	4	0	0	.283	.422	.705	0
2010	Cincinnati	.290	91	200	30	58	82	12	0	4	28	2	3	4	17	30	4	0	.353	.410	.763	3
2011	Cincinnati	.265	102	245	33	65	101	8	2	8	33	3	3	7	18	36	3	4	.330	.412	.742	4
2012	Cincinnati	.187	70	150	9	28	42	7	2	1	13	0	1	1	4	20	4	0	.212	.280	.492	5
MLB TOTALS		.264	1490	3956	504	1044	1428	193	34	41	394	86	43	64	243	482	139	40	.314	.361	.675	90



# #7 DARNELL COLES

## HITTING COACH

**BORN / 2025 OPENING DAY AGE**  
6/2/62 San Bernadino, Calif. / 62

**NATIONALS TENURE**  
Fourth Season

**PRO BASEBALL TENURE**  
38th Season

**ROUND / SCHOOL**  
1st Rd. (No. 6 overall), 1980 June Draft  
Dwight D. Eisenhower (CA) High School

### RESUME

Coles embarks on his fourth season as Washington's hitting coach...Under his guidance in 2024, Luis Garcia Jr. experienced a breakout season, while CJ Abrams developed into an All-Star and James Wood was one of the best rookies after being called up.

- He joined the Nationals in 2022 after spending the previous three seasons (2019-21) as the hitting coach for the Arizona Diamondbacks...In 2019, the Diamondbacks matched a club record with 220 home runs, an increase of 44 home runs.
- Prior to his time with the Diamondbacks, he served as the hitting coach for the Milwaukee Brewers from 2015-18...Coles was the assistant hitting coach for the Detroit Tigers in 2014, his first career coaching stint at the Major League level...He was with the Brewers organization from 2010-13, where he served two seasons as hitting coordinator before managing Double-A Huntsville from 2012-13.
- Coles returned to the Nationals organization where he spent four seasons (2006-09) in various roles in the Minor League system.

### PLAYING CAREER

Played 14 Major League seasons with eight different clubs, including Seattle (1983-85, 1988-90), Detroit (1986-87, 1990), Pittsburgh (1987-88), San Francisco (1991), Cincinnati (1992), Toronto (1993-94), St. Louis (1995) and Colorado (1997).

- He was a teammate of Dave Martinez on the Cincinnati Reds in 1992.
- Was a member of the 1993 World Series Champion Toronto Blue Jays.

### PERSONAL

Darnell Coles...Is married to wife, Shari...They have three children: DeAnna, Darnell Jr. and Jared.

### MANAGERIAL RECORD

YEAR	CLUB	LEAGUE	W	L	PCT	FINISH
2007	Vermont	New York-Penn League	37	37	.507	3rd
2008	Hagerstown	South Atlantic League	61	78	.439	5th/6th
2012	Huntsville	Southern League	65	74	.468	2nd/5th
2013	Huntsville	Southern League	59	79	.428	5th/4th
MINORS TOTALS			222	268	.453	

### AWARDS AND HONORS

1993..... World Series Champion (TOR)




### COLES MAJOR LEAGUE CAREER RECORD

YEAR	CLUB	AVG	G	AB	R	H	TB	2B	3B	HR	RBI	SH	SF	HP	BB	SO	SB	CS	OBP	SLG	E
1983	Seattle	.283	27	92	9	26	36	7	0	1	6	1	0	0	7	12	0	3	.333	.391	4
1984	Seattle	.161	48	143	15	23	28	3	1	0	6	3	0	2	17	26	2	1	.259	.196	8
1985	Seattle	.237	27	59	8	14	21	4	0	1	5	0	2	1	9	17	0	1	.338	.356	6
1986	Detroit	.273	142	521	67	142	236	30	2	20	86	7	8	6	45	84	6	2	.333	.453	23
1987	Detroit	.181	53	149	14	27	46	5	1	4	15	2	1	2	15	23	0	1	.263	.309	0
1988	Pittsburgh	.227	40	119	20	27	53	8	0	6	24	3	2	1	19	20	1	3	.333	.445	17
	Pittsburgh	.232	68	211	20	49	79	13	1	5	36	0	7	3	20	41	1	1	.299	.374	6
1989	Seattle	.292	55	195	32	57	99	10	1	10	34	2	3	4	17	26	3	2	.356	.508	3
	Seattle	.252	146	535	54	135	192	21	3	10	59	2	3	6	27	61	5	4	.294	.359	2
1990	Seattle	.215	37	107	9	23	36	5	1	2	16	0	1	1	4	17	0	0	.248	.336	17
	Detroit	.204	52	108	13	22	27	2	0	1	4	1	1	0	12	21	0	4	.281	.250	10
1991	San Francisco	.214	11	14	1	3	3	0	0	0	0	0	0	0	0	2	0	0	.214	.214	0
1992	Cincinnati	.312	55	141	16	44	68	11	2	3	18	3	2	0	3	15	1	0	.322	.482	5
1993	Toronto	.253	64	194	26	49	72	9	1	4	26	1	2	4	16	29	1	1	.319	.371	10
1994	Toronto	.210	48	143	15	30	50	6	1	4	15	0	2	1	10	25	0	0	.263	.350	5
1995	St. Louis	.225	63	138	13	31	47	7	0	3	16	0	1	3	16	20	0	0	.316	.341	3
1996	Chunichi (JPL)	.302	130	513	77	155	259	15	1	29	79	3	3	6	54	79	0	3	.373	.505	—
1997	Hanshin (JPL)	.242	63	231	28	56	93	16	0	7	28	0	1	1	13	40	0	0	.285	.403	—
	Colorado	.318	21	22	1	7	11	1	0	1	2	0	0	1	0	6	0	0	.348	.500	0
MLB TOTALS		.245	957	2891	333	709	1104	142	14	75	368	25	35	35	237	445	20	23	.307	.382	99
JAPAN LEAGUE TOTALS		.284	193	744	105	211	352	31	1	36	107	3	4	7	67	119	0	3	.320	.473	—



# #48 JIM HICKEY



PITCHING COACH

BORN / 2025 OPENING DAY AGE  
10/12/61 Chicago, Ill. / 63

NATIONALS TENURE  
Fifth Season

PRO BASEBALL TENURE  
43rd Season

ROUND / SCHOOL  
13th Rd., 1983 June Draft  
University of Texas-Pan American

### RESUME

Hickey returns for his fifth season as Washington's pitching coach...He is the second-longest tenured pitching coach in Nationals history (2005-pres.) behind only Steve McCatty (2009-15)...The 2025 season marks his 43rd in professional baseball and his 20th as a Major League pitching coach.

- Hickey joined Washington in 2021 after spending the previous two seasons (2019-20) as a special assistant for player development with the Los Angeles Dodgers.
- He served as pitching coach for the Chicago Cubs (2018), Tampa Bay Rays (2007-17) and Houston Astros (2004-06).
- Hickey has been a part of seven Postseason appearances (2018, 2013, 2011, 2010, 2008, 2005, 2004) including two World Series appearances in 2008 with Tampa Bay and in 2005 with Houston.
- He has coached 13 different All-Stars: Kyle Finnegan (2024), Josiah Gray (2023), Alex Colomé (2016), Chris Archer (2015), Brad Boxberger (2015), David Price (2010-12, 2014), Matt Moore (2013), Fernando Rodney (2012), James Shields (2011), Rafael Soriano (2010), Scott Kazmir (2008), Roy Oswalt (2005-06), Roger Clemens (2005) and Brad Lidge (2005).
- Hickey coached alongside Dave Martinez in Tampa Bay during Martinez's time as the Rays' bench coach (2008-14).
- During his 11 seasons with Tampa Bay, the Rays ranked among American League staffs in opponents average (1st, .247), WHIP (1st, 1.28), shutouts (T1st, 127), ERA (2nd, 3.95) and strikeouts (2nd, 13,988).
- In 2005 and 2006, Houston's pitching staff ranked second in the National League in ERA each season.

### PLAYING CAREER

Hickey pitched in 204 games, going 39-31 with a 3.54 ERA across seven Minor League seasons with the Chicago White Sox (1983-87), Los Angeles Dodgers (1988) and Houston Astros (1989)

- He was selected in the 13th round of the 1983 First-Year Player Draft out of the University of Texas Pan-American where he is a member of the school's Hall of Fame.

### PERSONAL

James Joseph Hickey...Graduated from Kennedy High School in Chicago, Ill

- He has three children: Austin, Addison and Cameron.

### COACHING CAREER

2021-pres..... Washington Major League Pitching Coach  
2019-20..... Los Angeles (NL) Special Assistant  
2018..... Chicago (NL) Major League Pitching Coach  
2007-2017..... Tampa Bay Major League Pitching Coach  
2004-2006..... Houston Major League Pitching Coach  
1991-2004..... Houston Minor League Pitching Coach



### HICKEY CAREER RECORD

YEAR	CLUB	W	L	ERA	G	GS	CG	SHO	SV	IP	H	R	ER	HR	HB	BB	SO	SO/9	WP	BK	BAA
1983	Niagara Falls	7	4	3.91	16	15	2	0	0	94.1	102	50	41	3	3	39	76	7.3	9	1	—
1984	Appleton	13	5	1.81	49	0	0	0	20	99.1	88	30	20	2	1	32	96	8.7	7	1	—
1985	Buffalo	1	0	7.71	7	1	0	0	0	16.1	25	14	14	3	1	5	12	6.6	1	1	—
	Glens Falls	7	6	3.86	25	10	4	1	2	93.1	90	46	40	6	3	42	39	3.8	3	1	—
1986	Birmingham	6	5	3.17	42	4	0	0	7	96.2	94	46	34	6	1	37	67	6.2	3	0	—
1987	Birmingham	0	2	6.29	7	1	1	0	0	24.1	28	20	17	8	1	7	14	5.2	0	0	—
	Daytona Beach	3	1	1.93	15	2	0	0	0	32.2	25	12	7	1	1	10	18	5.0	2	0	—
1988	San Antonio	0	2	2.85	17	1	0	0	0	41.0	41	19	13	4	2	11	15	3.3	1	1	—
1989	Columbus	2	6	4.61	26	6	1	0	0	82.0	90	51	42	9	2	19	41	4.5	3	3	—
MINORS TOTALS		39	31	3.54	204	40	8	1	29	580.0	583	288	228	42	15	202	378	5.9	29	8	—

# #88 GERARDO PARRA

FIRST BASE COACH

BORN / 2025 OPENING DAY AGE  
5/6/87 Santa Barbara, VEN / 37

NATIONALS TENURE  
Second Season as First Base Coach  
Sixth with organization (player/advisor/coach)

PRO BASEBALL TENURE  
20th Season

## RESUME

Parra embarks on his second season on Washington's Major League coaching staff...A two-time Gold Glove winner, Parra also works with Nationals outfielders in addition to his role as first base coach.

- Spent the previous two seasons (2022-23) as a special assistant to Mike Rizzo, working with outfielders across all levels of Washington's Minor League system.
- Joined the front office in May 2022 after a 12-year Major League career.

## PLAYING CAREER

A vital member of Washington's 2019 World Series championship club, Parra spent 12 Major League seasons with Washington, San Francisco, Colorado, Baltimore, Milwaukee and Arizona... Spent the 2020 season with the Yomiuri Giants of the Japan Professional League.

- Quickly became a valuable asset both on the field and in the clubhouse en route to the 2019 World Series Championship after signing with the club on May 9, 2019...His first hit as a member of the Nationals was a go-ahead grand slam on May 11 at Los Angeles (NL).
- Was a two-time National League Gold Glove award winner as a member of the Arizona Diamondbacks (2011, 2013).

## PERSONAL

Gerardo Enrique Parra...He and his wife, Tania, have one son, Gerardo Jr., and two daughters, Aaliyah Victoria and Emma Luna.

- Owns the Yolo 8 Ranch in central Florida.


## PARRA MAJOR LEAGUE CAREER RECORD

YEAR	CLUB	AVG	G	AB	R	H	TB	2B	3B	HR	RBI	SH	SF	HP	BB	SO	SB	CS	OBP	SLG	OPS	E
2009	Arizona	.290	120	455	59	132	184	21	8	5	60	4	6	1	25	89	5	7	.404	.324	.728	6
2010	Arizona	.261	133	364	31	95	135	19	6	3	30	3	1	2	23	76	1	0	.371	.308	.679	4
2011	Arizona	.292	141	445	55	130	190	20	8	8	46	0	2	3	43	82	15	1	.427	.357	.784	3
2012	Arizona	.273	133	385	58	105	151	21	2	7	36	6	2	4	33	77	15	9	.392	.335	.727	4
2013	Arizona	.268	156	601	79	161	242	43	4	10	48	7	4	3	48	100	10	10	.403	.323	.726	5
2014	Arizona	.259	104	406	51	105	147	18	3	6	30	4	2	4	24	72	5	5	.362	.305	.667	4
	Milwaukee	.268	46	123	13	33	48	4	1	3	10	2	0	1	8	28	4	2	.390	.318	.708	3
2015	Milwaukee	.328	100	323	53	106	167	24	5	9	31	1	4	3	20	57	9	3	.517	.369	.886	2
2015	Baltimore	.237	55	224	30	53	80	12	0	5	20	3	1	2	8	35	5	1	.357	.268	.625	0
2016	Colorado	.253	102	368	45	93	147	27	3	7	39	1	2	1	9	73	6	4	.399	.271	.670	5
2017	Colorado	.309	115	392	56	121	177	24	1	10	71	0	9	4	20	67	2	5	.452	.341	.793	2
2018	Colorado	.284	142	401	52	114	149	17	0	6	53	2	3	5	32	75	11	4	.372	.342	.714	4
2019	San Francisco	.198	30	86	8	17	23	3	0	1	6	0	1	2	8	18	2	1	.278	.267	.546	1
	Washington	.250	89	188	30	47	84	11	1	8	42	1	1	3	11	41	6	2	.300	.447	.747	1
2020	Yomiuri (JPL)	.272	55	169	17	46	64	4	1	4	14	0	0	0	9	39	0	2	.309	.379	.688	—
2021	Washington	.237	53	97	13	23	34	5	0	2	10	1	1	2	6	30	1	1	.292	.351	.643	2
MLB TOTALS		.275	1519	4858	633	1335	1958	269	42	90	532	35	39	40	318	920	97	55	.322	.403	.725	46





# #12 RICKY GUTIERREZ



**THIRD BASE COACH**

**BORN / 2025 OPENING DAY AGE**  
5/23/70 Miami, Fla. / 54

**NATIONALS TENURE**  
Second Season as Third Base Coach  
Fourth with organization (advisor/coach)

**PRO BASEBALL TENURE**  
28th Season

**ROUND / SCHOOL**  
1st Rd., 1988 (No. 28)  
American Senior (Fla.) High School

## RESUME

Gutierrez enters his second season as the third base coach after spending the 2023 season as Washington's run prevention coordinator.

- He joined Washington's organization in 2022 as a special assistant in Washington's international scouting department before moving on to the Major League coaching staff.
- Began his coaching career in 2017 as the bench coach of Single-A Daytona in the Reds organization...He managed the club in 2018 and 2019 before being named the manager of Double-A Chattanooga (2020-21).

## PLAYING CAREER

An infielder, Gutierrez was a first-round pick of the Baltimore Orioles in 1988.

- Played 12 Major League seasons with the San Diego Padres (1993-94), Houston Astros (1995-99), Chicago Cubs (2000-01), Cleveland Indians (2002-03), New York Mets (2004) and World Champion Boston Red Sox (2004).
- Was a member of the 2004 Boston Red Sox.
- Against Cleveland's Bartolo Colon on June 26, 1998, Gutierrez, then with the Astros, struck out on the 20th pitch of the at-bat.

## PERSONAL

Ricardo Gutierrez...Graduated from American Senior High School in Hialeah, Fla.

- Has five kids: Aric, Brittany, Ricky Jr., Kendrick, Analiese and Kobe.

## GUTIERREZ MAJOR LEAGUE CAREER RECORD

YEAR	CLUB	AVG	G	AB	R	H	TB	2B	3B	HR	RBI	SH	SF	HP	BB	SO	SB	CS	OBP	SLG	OPS	E
1993	San Diego	.251	133	438	76	110	145	10	5	5	26	1	1	5	50	97	4	3	.334	.331	.665	15
1994	San Diego	.240	90	275	27	66	84	11	2	1	28	2	3	2	32	54	2	6	.321	.305	.626	21
1995	Houston	.276	52	156	22	43	49	6	0	0	12	1	1	1	10	33	5	0	.321	.314	.635	8
1996	Houston	.284	89	218	28	62	75	8	1	1	15	4	1	3	23	42	6	1	.359	.344	.703	12
1997	Houston	.261	102	303	33	79	110	14	4	3	34	0	0	3	21	50	5	2	.315	.363	.678	8
1998	Houston	.261	141	491	55	128	164	24	3	2	46	3	7	6	54	84	13	7	.337	.334	.671	15
1999	Houston	.261	85	268	33	70	90	7	5	1	25	3	1	2	37	45	2	5	.354	.336	.690	9
2000	Chicago (NL)	.276	125	449	73	124	180	19	2	11	56	16	4	7	66	58	8	2	.375	.401	.776	7
2001	Chicago (NL)	.290	147	528	76	153	212	23	3	10	66	17	11	10	40	56	4	3	.345	.402	.747	16
2002	Cleveland	.275	94	353	38	97	122	13	0	4	38	3	1	7	20	48	0	1	.325	.346	.671	11
2003	Cleveland	.260	16	50	2	13	16	3	0	0	3	1	1	1	3	5	0	0	.309	.320	.629	3
2004	New York (NL)	.175	24	63	2	11	13	2	0	0	5	0	0	1	6	8	0	0	.257	.206	.463	1
	Boston	.275	21	40	6	11	12	1	0	0	3	0	0	0	2	6	1	0	.310	.300	.610	1
MLB TOTALS		.266	1119	3632	471	967	1272	141	25	38	357	51	31	48	364	586	50	30	.338	.350	.688	127

## COACHING / MANAGERIAL RECORD

YEAR	CLUB	LEAGUE	W	L	PCT	FINISH
2017	Daytona	Florida State League				BENCH COACH
2018	Daytona	Florida State League	69	66	.511	3rd*
2019	Daytona	Florida State League	66	68	.493	3rd
2021	Chattanooga	Southern League	58	54	.518	2nd

### MANAGERIAL RECORD

\* First half division title

## AWARDS AND HONORS

2004 .... World Series Champion (BOS)



# #35 HENRY BLANCO

## CATCHING AND STRATEGY COACH

**BORN / 2025 OPENING DAY AGE**  
8/29/71 Caracas, VEN / 53

**NATIONALS TENURE**  
8th Season, 4th as Catching & Strategy Coach

**PRO BASEBALL TENURE**  
37th Season

**SCHOOL**  
Antonio Jose de Sucre High School

### RESUME

Blanco returns for this fourth season in the role of catching and strategy coach, working with catchers while also providing strategic input in all aspects of game planning

- Served as Washington's bullpen coach from 2018-21 prior to moving into this role
- The 2025 season will mark his 11th consecutive season coaching alongside Dave Martinez... the two also worked together while Blanco held the role as the Cubs' quality assurance coach for three seasons (2015-17)
- The 2025 season will mark his 12th as a coach, including his tenure as an assistant coach/bullpen catcher for the Arizona Diamondbacks in 2014, and his 37th in professional baseball after joining the coaching ranks following a 16-year Major League career.
- Managed Cardinales de Lara to the Venezuelan Winter League title and a spot in the Caribbean Series in 2024-25...It was his second season as their manager (2023-24) and prior to that, he managed Tiburones de La Guaira (2022-23) and the Bravos de Margarita (2020-21; 2014-15).

### AWARDS AND HONORS

**2019** ..... World Series Champion (WSH)  
**2016** ..... World Series Champion (CHI)

### PLAYING CAREER

A veteran of 16 Major League seasons, Blanco appeared with 11 different Major League teams.

- Originally signed by the Dodgers as a non-drafted free agent in November, 1989.
- Blanco finished his Major League career with a 40.5 percent caught-stealing percentage (245-for-605) and was 29 games shy of becoming the eighth player from Venezuela to appear in 1,000 MLB games.
- Caught Patrick Corbin's Major League debut as a member of the Arizona Diamondbacks in 2012.

### PERSONAL

Henry Blanco is a native of Caracas, Venezuela and attended Antonio Jose de Sucre High School in Venezuela.

- He participates in many community visits and often joins Davey's Dugout visits, hosted by Dave Martinez.




BLANCO MAJOR LEAGUE CAREER RECORD

YEAR	CLUB	AVG	G	AB	R	H	TB	2B	3B	HR	RBI	SH	SF	HP	BB	SO	SB	CS	OBP	SLG	E
1997	Los Angeles (NL)	.400	3	5	1	2	5	0	0	1	1	0	0	0	0	1	0	0	.400	1.000	0
1998	NOT IN MAJOR LEAGUES																				
1999	Colorado	.232	88	263	30	61	97	12	3	6	28	3	2	1	34	38	1	1	.320	.369	5
2000	Milwaukee	.236	93	284	29	67	112	24	0	7	31	0	4	0	36	60	0	3	.318	.394	5
2001	Milwaukee	.210	104	314	33	66	108	18	3	6	31	5	2	2	34	72	3	1	.290	.344	6
2002	Atlanta	.204	81	221	17	45	74	9	1	6	22	2	5	1	20	51	0	2	.267	.335	3
2003	Atlanta	.199	55	151	11	30	41	8	0	1	13	3	1	1	10	21	0	0	.252	.272	1
2004	Minnesota	.206	114	315	36	65	116	19	1	10	37	11	3	3	21	56	0	3	.260	.368	7
2005	Chicago (NL)	.242	54	161	16	39	63	6	0	6	25	4	2	0	11	24	0	0	.287	.391	1
2006	Chicago (NL)	.266	74	241	23	64	101	15	2	6	37	4	2	0	14	38	0	0	.304	.419	1
2007	Chicago (NL)	.167	22	54	3	9	12	3	0	0	4	1	1	0	2	12	0	0	.193	.222	0
2008	Chicago (NL)	.292	58	120	15	35	47	3	0	3	12	2	0	0	6	22	0	0	.325	.392	2
2009	San Diego	.235	67	204	21	48	78	12	0	6	16	1	1	0	26	50	0	0	.320	.382	0
2010	New York (NL)	.215	50	130	10	28	39	5	0	2	8	0	3	0	11	26	1	0	.271	.300	1
2011	Arizona	.250	37	100	12	25	54	3	1	8	12	0	0	0	12	21	0	1	.330	.540	1
2012	Arizona	.188	21	64	6	12	18	3	0	1	7	0	0	0	3	18	1	0	.224	.281	2
2013	Toronto	.184	15	38	3	7	10	3	0	0	0	1	0	0	4	10	0	0	.262	.263	0
	Seattle	.125	35	96	8	12	23	2	0	3	14	0	0	1	10	26	0	0	.215	.240	3
MLB TOTALS		.223	971	2761	274	615	998	145	11	72	298	37	26	9	254	546	6	11	.288	.361	38





# #25 RICKY BONES



BULLPEN COACH

BORN / 2025 OPENING DAY AGE  
4/7/69 Salinas, Puerto Rico / 56

NATIONALS TENURE  
Fourth Season

PRO BASEBALL TENURE  
38th Season

SCHOOL  
Guyama High School

## RESUME

Bones returns for his fourth season as Washington's bullpen coach.

- He joined the Nationals in 2022 after serving in the same role for the New York Mets from 2012 to 2021...He spent part of the 2019 season as a pitching coach in the Mets Minor League system.
- Bones served as the pitching coach for Team Puerto Rico during the 2017 World Baseball Classic and the 2013 World Baseball Classic, where they finished second.
- He was a pitching coach in the Mets' minor league system for six years (2006-11) and helped Single-A St. Lucie of the Florida State League to a championship in 2006.
- This marks Bones' second stint in the Nationals organization after having been the pitching coach for Single-A Potomac of the Carolina League in 2005 and Single-A Savannah in 2004 in the Expos' organization.
- Bones served as the pitching coach for Cardenales de Lara (2023-25) and Tiburones de La Guaira (2022-23) in the Venezuelan Winter League...Both clubs were managed by Henry Blanco...In 2025, he joined Blanco in winning the Venezuelan Winter League title.

## PLAYING CAREER

Bones joined the coaching ranks after an 11-year Major League pitching career...In 1994, he was named to the American League All-Star team.

- He appeared with seven different Major League teams including San Diego (1991), Milwaukee (1992-96), New York-AL (1996), Cincinnati (1997), Kansas City (1997-98), Baltimore (1999) and Florida (2000-01).
- He finished his playing career with a record of 63-82 and a 4.85 ERA.

## PERSONAL

Ricardo (Ricky) Bones (BOH-ness) is a native of Salinas, Puerto Rico.

- He has five children: Randy, Britny, Ricardo, a former pitcher at Wheeling University, Witney, a former catcher Webber International University, and Reese.

AWARDS AND HONORS

1994 ..... American League All-Star at CIN



## BONES MAJOR LEAGUE CAREER RECORD

YEAR	CLUB	W	L	ERA	G	GS	CG	SHO	SV	IP	H	R	ER	HR	HB	BB	SO	SO/9	WP	BK	AVG
1986	San Diego	4	6	4.83	11	11	0	0	0	54.0	57	33	29	3	0	18	31	5.2	4	0	.269
1992	Milwaukee	9	10	4.57	31	28	0	0	0	163.1	169	90	83	27	9	48	65	3.6	3	2	.264
1993	Milwaukee	11	11	4.86	32	31	3	0	0	203.2	222	122	110	28	8	63	63	2.8	6	1	.278
1994	Milwaukee	10	9	3.43	24	24	4	1	0	170.2	166	76	65	17	3	45	57	3.0	8	0	.255
1995	Milwaukee	10	12	4.63	32	31	3	0	0	200.1	218	108	103	26	4	83	77	3.5	5	2	.281
1996	Milwaukee	7	14	5.83	32	23	0	0	0	145.0	170	104	94	28	9	62	59	3.7	2	0	.294
	New York (AL)	0	0	14.14	4	1	0	0	0	7.0	14	11	11	2	1	6	4	5.1	0	0	.438
1997	Cincinnati	0	1	10.19	9	2	0	0	0	17.2	31	22	20	2	2	11	8	4.1	0	0	.378
	Kansas City	4	7	5.97	21	11	1	0	0	78.1	102	59	52	10	5	25	36	4.1	1	0	.325
1998	Kansas City	2	2	3.04	32	0	0	0	1	53.1	49	18	18	4	1	24	38	6.4	2	0	.244
1999	Baltimore	0	3	5.98	30	2	0	0	0	43.2	59	29	29	7	2	19	26	5.5	3	0	.322
2000	Florida	2	3	4.54	56	0	0	0	0	77.1	94	43	39	6	3	27	59	6.9	2	1	.303
2001	Florida	4	4	5.06	61	0	0	0	0	64.0	71	39	36	7	3	33	41	5.8	0	0	.286
MLB TOTALS		63	82	4.85	375	164	11	1	1	1278.1	1422	754	689	167	50	464	564	4.0	36	6	.283



# #23 CHRIS JOHNSON

## ASSISTANT HITTING COACH

**BORN / 2025 OPENING DAY AGE**  
10/1/84 Naples, Fla. / 40

**NATIONALS TENURE**  
2nd Season

**PRO BASEBALL TENURE**  
17th Season

**ROUND / SCHOOL**  
4th Rd., 2005  
Stetson (Fla.) University

### RESUME

Johnson embarks on his second season with the Nationals after spending the 2023 season with the Chicago White Sox as their assistant hitting coach.

- Prior to that role, he spent two seasons (2021-22) as the hitting coach for Triple-A Charlotte, his first professional coaching job.

### COACHING CAREER

**2024-pres.**..... Washington Assistant Hitting Coach  
**2023**..... Chicago (AL) Assistant Hitting Coach  
**2021-22**..... Triple-A Charlotte Hitting Coach

### PLAYING CAREER

He capped his eight-year Major League career with Miami in 2016 after previously playing for Cleveland (2015), Atlanta (2013-15), Arizona (2012) and Houston (2009-12).

- Hit .275/.313/.404 with 154 doubles, 63 homers and 339 RBI in 839 career Major League games.
- Put together his best season in 2013, hitting .321/.358/.457 with 34 doubles, 12 homers, 68 RBI, 29 walks and 54 runs scored in 142 games for the Atlanta Braves...His .321 average ranked second in the National League...Went 7-for-16 (438) with five RBI in four NLDS games with the Braves in 2013, his only career playoff experience.
- In 2014, he ranked second among National League third baseman with a .978 fielding percentage.

### PERSONAL

Christopher Dalton Johnson... Graduated from Bishop Verot High School in Fort Myers, Fla. and attended Stetson University.

- Is married to wife, Tia...They have two children: Greyson and Calliana.
- Father, Ron, appeared in 22 Major League games with Kansas City (1982-83) and Montreal (1984) and was Boston's first-base coach from 2010-11.

### JOHNSON MAJOR LEAGUE CAREER RECORD

YEAR	CLUB	AVG	G	AB	R	H	TB	2B	3B	HR	RBI	SH	SF	HP	BB	SO	SB	CS	OBP	SLG	OPS	E
2009	Houston	.091	11	22	1	2	2	0	0	0	1	0	0	0	1	6	0	0	.130	.091	.221	0
2010	Houston	.308	94	341	40	105	164	22	2	11	52	0	4	2	15	91	3	0	.337	.481	.818	18
2011	Houston	.251	107	378	32	95	143	21	3	7	42	0	4	7	16	97	2	2	.291	.378	.669	15
2012	Houston	.279	92	341	36	95	146	21	3	8	41	0	1	3	23	92	4	1	.329	.428	.757	13
	Arizona	.286	44	147	12	42	74	7	2	7	35	1	3	1	8	40	1	0	.321	.503	.824	6
2013	Atlanta	.321	142	514	54	165	235	34	0	12	68	0	2	2	29	116	0	0	.358	.457	.815	14
2014	Atlanta	.263	153	582	43	153	210	27	0	10	58	2	2	2	23	159	6	0	.292	.361	.653	6
2015	Atlanta	.235	56	153	12	36	49	7	0	2	11	0	1	1	7	49	2	1	.272	.320	.592	4
	Cleveland	.289	27	90	6	26	33	4	0	1	7	0	0	0	3	25	0	0	.312	.367	.679	0
2016	Miami	.222	113	243	20	54	80	11	0	5	24	1	0	1	19	78	0	0	.281	.329	.610	3
<b>MLB TOTALS</b>		.275	839	2811	256	773	1136	154	10	63	339	4	17	19	144	753	18	4	.313	.404	.717	79





#63 SEAN DOOLITTLE



PITCHING STRATEGIST

BORN / 2025 OPENING DAY AGE  
9/26/86 Rapid City, S.D. / 38

NATIONALS TENURE  
2nd Season as a coach, 8th season in org.

PRO BASEBALL TENURE  
19th Season

ROUND / SCHOOL  
1st Rd., 2007  
University of Virginia

RESUME

Doolittle joined the coaching ranks in 2024 after an 11-year playing career.

- In this role, Doolittle serves as a liaison between the analytics department and pitching staff, while assisting the manager and pitching coach with strategy, mental preparation and mechanics.

PLAYING CAREER

The hard-throwing left-hander was acquired by the Nationals at the 2017 Trade Deadline and instantly became a staple of Washington's bullpen, clubhouse and community.

- He ranks tied for third in Nationals history (2005-pres.) with 75 saves...His 153 relief appearances are second most by a Nationals pitcher since 2017 and 13th most in Nationals history.
- A 2019 World Series champion, Doolittle finished his career 26-24 with 112 saves, a 3.20 ERA and 522 strikeouts in 450.2 Major League innings for the Athletics (2012-17), Nationals (2017-20, 2022-23), Reds (2021) and Mariners (2021) before announcing his retirement in September 2023.
- Doolittle began his career with the Oakland Athletics, where he was selected in the first round of the 2007 First-Year Player Draft from the University of Virginia...He was originally taken as a first baseman before converting to the relief role and made his MLB debut in 2012 after just 17 professional games on the mound.

PERSONAL

Sean Robert Doolittle...Graduated from Shawnee (N.J.) High School...Attended the University of Virginia...Is married to wife, Eireann.

- Left UVA as the school's career RBI leader (167)...Also compiled 11 wins as a pitcher in 2006, the second-most in a single season in school history.
- Named ACC Player of the Year as a sophomore in 2006 and also earned All-ACC honors in 2007...Was inducted into UVA's Hall of Fame in January of 2018.

DOOLITTLE MAJOR LEAGUE CAREER RECORD

YEAR	CLUB	W	L	ERA	G	GS	CG	SHO	SV	IP	H	R	ER	HR	HB	BB	SO	SO/9	WP	BK	AVG
2012	Oakland	2	1	3.04	44	0	0	0	1	47.1	40	18	16	3	0	11	60	11.4	0	0	.227
2013	Oakland	5	5	3.13	70	0	0	0	2	69.0	53	24	24	4	2	13	60	7.8	2	0	.214
2014	Oakland	2	4	2.73	61	0	0	0	22	62.2	38	19	19	5	0	8	89	12.8	0	0	.169
2015	Oakland	1	0	3.95	12	0	0	0	4	13.2	12	6	6	1	0	5	15	9.9	0	0	.235
2016	Oakland	2	3	3.23	44	0	0	0	4	39.0	33	14	14	6	0	8	45	10.4	1	0	.231
2017	Oakland	1	0	3.38	23	0	0	0	3	21.1	12	8	8	3	0	2	31	13.1	1	0	.158
	Washington	1	0	2.40	30	0	0	0	21	30.0	22	10	8	2	0	8	31	9.3	2	0	.204
2018	Washington	3	3	1.60	43	0	0	0	25	45.0	21	8	8	3	2	6	60	12.0	1	0	.135
2019	Washington	6	5	4.05	63	0	0	0	29	60.0	63	27	27	11	2	15	66	9.9	0	0	.260
2020	Washington	0	2	5.87	11	0	0	0	0	7.2	9	6	5	3	0	4	6	7.0	0	0	.300
2021	Cincinnati	3	1	4.46	45	0	0	0	1	38.2	40	21	19	6	1	18	41	9.6	0	0	.267
	Seattle	0	0	4.76	11	0	0	0	0	11.2	10	6	6	1	1	5	12	9.5	2	0	.227
2022	Washington	0	0	0.00	6	0	0	0	0	5.1	1	0	0	0	0	0	6	10.1	0	0	.059
MLB TOTALS		26	24	3.20	463	0	0	0	112	450.2	354	167	160	48	8	103	522	10.4	9	0	.213

AWARDS AND HONORS

- 2022 ..... Washingtonian of the Year (Washingtonian Mag.)  
2019 ..... World Series Champion (WSH)  
2019 ..... "Good Guy" Award (D.C. Media)  
2018 ..... "Good Guy" Award (D.C. Media)  
2018 ..... Bob Feller Act of Valor Award  
2018 ..... National League All-Star at WSH  
2017 ..... National League Reliever of the Month (Sept.)  
2014 ..... American League All-Star at MIN  
2013 ..... Oakland Athletics Dave Stewart Service Award  
2012 ..... MiLB.com Organization All-Star  
2011 ..... Oakland's No. 17 prospect, per Baseball America  
2010 ..... Oakland's No. 10 prospect, per Baseball America  
2009 ..... Oakland's No. 11 prospect, per Baseball America  
2008 ..... Arizona Fall League All-Prospect Team  
2008 ..... Arizona Fall League Rising Star  
2008 ..... California League All-Star (mid-season)  
2008 ..... Oakland's No. 17 prospect, per Baseball America





COACHING / TEAM TRAVEL / CLUBHOUSE / VIDEO / BULLPEN



Jon Tosches

**JON TOSCHES**

Tosches is entering his 16th season with the Nationals, and his fourth season as the Major League Quality Assurance Coordinator, where he serves as a key member of Martinez's staff responsible for organizing all strategic initiatives while overseeing the Advance Scouting operation. He works in conjunction with player development, baseball R&D, medical services, and performance staff to ensure synergy across multiple layers of the baseball operation. Prior to this position he held a variety of roles within player development and served as the manager of advance scouting from 2018-2021. A Hopedale, Massachusetts native - Tosches was previously employed by Fidelity Investments before working in baseball in 2008. Prior to joining the Nationals in 2010, Tosches was the General Manager of the Pittsfield Defenders (NECBL) and Asst GM for the Independent Nashua Pride (NH) in the Canadian-American League. Tosches earned both a BBA in Finance and a Masters Degree in Sports Management from the University of Massachusetts. He resides in Palm Beach Gardens, Fla. with his wife Katie and their twin sons Tedy and Charlie.

**KENNY DIAZ**

Kenny Diaz enters his second year in the role of Director of Team Travel after spending four seasons (2020-23) as Washington's coordinator of Major League video and technology. Diaz led Washington's replay operations for two seasons (2022-23) and in 2023, the Nationals ranked second in Major League Baseball in overturned challenges (75%, 23-for-31). Diaz joined the Nationals in 2018 as an intern in player development before moving to Major League advance scouting in 2019. His baseball career started in 2015 as an intern with Double-A Frisco. A native of Carolina, Puerto Rico, Diaz graduated from Kansas Wesleyan in 2016 and received his Masters from Mississippi State University in 2018.

**MIKE WALLACE**

Mike Wallace begins his 52nd season in Major League Baseball, his 23rd with the Washington Nationals franchise. An everyday presence, Wallace capped a streak of 3,418 consecutive games worked during the 2015 season. The streak came to a close in Game No. 85 of the Nationals' 2015 season at Baltimore. Wallace's baseball career includes stops with Montreal (2002-04), Florida (1992-01, was the first equipment manager in Marlins history), Kansas City (1989-91) and Texas (1973-88). Wallace graduated from the University of Texas-Arlington and resides in Sterling, Va.

**MATT ROSENTHAL**


Entering his 38th season in professional baseball, Matt Rosenthal begins his 23rd year with the Washington Nationals franchise. He embarked on his career in 1987, working at the Atlanta Braves Instructional League in West Palm Beach, Fla. He then transitioned into working at the spring training and Minor League facility for the Montreal Expos, who shared the complex with the Braves. In 1993, he joined the Marlins as a clubhouse assistant for Florida's inaugural season, and was appointed Marlins visiting clubhouse manager in Nov. 1997. Rosenthal is a 1992 graduate of Palm Beach (Fla.) Community College and attended Florida Atlantic University.

**DAN WALLIN**


This season marks Dan Wallin's 21st with the Washington Nationals, and 33rd year in professional baseball. A member of the Nationals' clubhouse staff during the club's inaugural campaign in 2005, Wallin previously worked with Montreal (2002-03), Florida (2001), Arizona (1999-2000) and Milwaukee (1992-98). He attended Itasca (Minn.) CC and graduated from the University of Minnesota-Duluth. The Minneapolis native currently resides in Martinsburg, W.Va.

**CARLOS "HOUSE" FELIX**

Entering his 21st season with the Washington Nationals, Felix started in 2005 as a clubhouse assistant on the Minor League side during the Nationals inaugural year...Felix worked in his clubhouse assistant role until 2019 when he was promoted to the Minor League clubhouse and equipment coordinator, a role he kept until his promotion to Clubhouse Manager in D.C. prior to the 2024 season...Felix attended Keiser (FL) University where he graduated with a degree in culinary arts and Johnson & Wales (FL) University with a degree in hospitality management...A Florida native, Felix currently resides in Melbourne, FL.




Andrew Melnick (20th season)  
Clubhouse Assistant  
and Umpire Room Attendant




Greg Melnick (17th season)  
Clubhouse Assistant



Jon Parker (1st season)  
Clubhouse Assistant



Dan Kaplan (2nd season)  
Manager, Advance Scouting



Dominic Merlino (3rd season)  
Assistant, Video & Technology




Adam Harband (2nd season)  
Assistant, Advance Scouting



James Frisbie (3rd season)  
Batting Practice Pitcher



Jarrett Gonzales (1st season)  
Bullpen Catcher  
BP Pitcher



Drew Rossi (2nd season)  
Bullpen Catcher  
BP Pitcher

# PLAYERS





NATIONALS 40-MAN ROSTER (AS OF MARCH 22)

NO.	PITCHERS (20)	B	T	HT.	WT.	BIRTHDATE & PLACE	2024 CLUB(S)	W-L	ERA	G/GS	SV	IP	H	BB	SO	SERVICE
66	BRZYKCY, Zach	R	R	6'2"	226	7/12/99 Hickory, N.C.	Washington	0-0	14.29	6/0	0	5.2	9	3	4	0.029
24	CAVALLI, Cade	R	R	6'5"	229	14/8/98 Bixby, Okla.	ROC (AAA)	1-0	1.13	7/0	0	8.0	3	1	7	
							HBG (AA)	0-0	3.18	12/0	0	13.1	7	7	18	
							WIL (A+)	0-0	3.38	2/2	0	5.2	0	4	8	2.041
							FCL (ROK)	0-0	0.00	1/1	0	2.2	1	1	5	
							Washington	1-0	3.38	31/0	1	32.0	27	6	25	1.094
47	FERRER, Jose A.	L	L	6'1"	235	3/3/00 Maimón, DOM	Washington	3-8	3.68	65/0	38	63.2	61	24	60	5.000
67	FINNEGAN, Kyle	R	R	6'2"	198	9/4/91 Detroit, Mich.	Washington	10-12	3.90	32/32	0	166.1	171	65	181	3.000
1	GORE, MacKenzie	L	L	6'2"	195	2/24/99 Wilmington, N.C.	HBG (AA)	0-1	3.95	5/5	0	13.2	11	9	13	0.000
99	HENRY, Cole	R	R	6'4"	208	7/15/99 Florence, Ala.	WIL (A+)	0-0	0.00	3/0	0	2.2	1	5	4	
77	HERZ, DJ	R	L	6'2"	197	1/4/01 Fayetteville, N.C.	Washington	4-9	4.16	19/19	0	88.2	76	36	106	0.104
27	IRVIN, Jake	R	R	6'6"	234	2/18/97 Edina, Minn.	ROC (AAA)	3-3	3.89	10/10	0	39.1	24	32	44	
							Washington	10-14	4.41	33/33	0	187.2	173	52	156	1.152
72	LARA, Andry	R	R	6'4"	248	1/6/2003 Coro, VEN	HBG (AA)	9-7	3.63	19/19	0	104.0	89	35	93	0.000
58	LAW, Derek	R	R	6'3"	231	9/14/90 Pittsburgh, Pa.	WIL (A+)	2-4	2.35	6/6	0	30.2	23	9	39	
							Washington	7-4	2.60	75/0	0	90.0	82	24	76	4.081
21	LOPEZ, Jorge	R	R	6'3"	206	2/10/93 Caguas, P.R.	Chicago (NL)	1-1	2.03	24/0	2	26.2	21	8	31	5.102
16	OGASAWARA, Shinnosuke	L	L	6'0"	223	10/8/97 Fujisawa, JAP	New York (NL)	1-2	3.76	28/0	2	26.1	25	11	19	
70	PARKER, Mitchell	L	L	6'4"	245	9/27/99 Albuquerque, N.M.	Chunichi (NPB)	5-11	3.12	24/24	0	144.1	151	22	82	0.000
41	POCHE, Colin	L	L	6'3"	225	1/17/1994 Flower Mound, Texas	Washington	7-10	4.29	29/29	0	151.0	154	43	133	0.168
							ROC (AAA)	0-0	0.00	1/1	0	4.0	1	1	5	
64	RIBALTA, Orlando	R	R	6'8"	257	3/5/98 Santa Clara, Cuba	Tampa Bay	1-2	3.86	43/0	2	37.1	30	13	33	5.114
79	RUTLEDGE, Jackson	R	R	6'8"	257	4/1/99 Fenton, Mo.	Washington	0-0	13.50	4/0	0	3.1	10	2	3	0.013
							ROC (AAA)	5-2	3.72	35/0	0	36.1	28	24	45	
62	SALAZAR, Eduardo	R	R	6'2"	205	5/5/1998 Cumana, VEN	HBG (AA)	1-0	1.00	16/0	5	18.0	10	8	32	
							Washington	0-0	3.24	3/1	0	8.1	8	2	9	0.025
39	SIMS, Lucas	R	R	6'2"	213	5/10/94 Lawrenceville, Ga.	ROC (AAA)	4-9	6.40	27/27	0	122.1	128	77	128	
							Washington	0-1	2.96	25/0	0	2.1	31	12	24	0.103
34	SOROKA, Michael	R	R	6'5"	230	8/4/97 Calgary, CAN	Los Angeles (NL)	0-0	0.00	1/0	0	27.0	3	2	3	
32	WILLIAMS, Trevor	R	R	6'3"	238	4/25/92 San Diego, Calif.	ROC (AAA)	1-0	0.75	10/0	0	12.0	9	3	17	
15	ADAMS, Riley	R	R	6'4"	260	7/26/96 Encinitas, Calif.	TAC (SEA-AAA)	1-0	5.40	4/0	0	3.1	3	3	1	
							OKC (LAD-AAA)	1-2	5.61	7/0	0	33.2	47	12	21	
81	MILLAS, Drew	S	R	6'0"	204	1/15/98 St. Louis, Mo.	Boston	0-2	6.43	15/0	0	14.0	11	10	9	6.014
20	RUIZ, Keibert	S	R	6'0"	222	7/20/98 Valencia, VEN	Cincinnati	1-4	3.57	43/0	1	35.1	30	20	40	
2	GARCÍA Jr., Luis	L	R	6'2"	225	5/16/00 New York, N.Y.	Chicago (AL)	0-10	4.74	25/9	0	79.2	66	44	84	6.009
							Washington	6-1	2.03	13/13	0	66.2	51	18	59	8.027
38	LIPSCOMB, Trey	R	R	6'3"	209	6/14/2000 Frederick, Md.	Washington	224	41	116	10	26	2	8	1	2.171
87	CHAPARRO, Andrés	R	R	6'1"	245	5/4/99 El Vigia, VEN	ROC (AAA)	285	40	144	27	41	9	21	1	
							Washington	246	20	57	7	14	1	1	4	0.116
14	DEJONG, Paul	R	R	6'0"	209	8/2/93 Orlando, Fla.	ROC (AAA)	311	60	222	32	69	9	35	10	
							Washington	229	127	459	46	105	13	57	3	3.064
2	GARCÍA Jr., Luis	L	R	6'2"	225	5/16/00 New York, N.Y.	Washington	246	138	541	79	133	20	65	31	2.130
38	LIPSCOMB, Trey	R	R	6'3"	209	6/14/2000 Frederick, Md.	Washington	500	9	14	1	7	0	0	0	0.029
33	LOWE, Nathaniel	L	R	6'4"	245	77/95 Norfolk, Va.	ROC (AAA)	285	112	435	70	124	0	49	38	
26	NÚÑEZ, Nasim	S	R	5'9"	168	8/18/00 Bronx, N.Y.	Arizona	279	41	140	24	39	5	22	0	8.053
13	ROSARIO, Amed	R	R	6'2"	240	11/20/95 Santo Domingo, DOM	Miami	239	104	398	38	95	14	49	0	
8	TENA, José	L	R	5'11"	203	3/20/01 San Cristobal, DOM	Washington	215	33	121	12	26	4	15	1	0.048
							ROC (AAA)	286	10	35	7	10	4	10	0	
18	YEPEZ, Juan	R	R	6'0"	235	2/19/1998 Caracas, VEN	RNO (ARI-AAA)	332	95	367	69	122	19	75	3	
							Kansas City	222	37	108	15	24	6	15	0	7.057
57	HASSELL III, Robert	L	L	6'2"	186	8/15/01 Franklin, Tenn.	Chicago (AL)	228	102	337	39	77	18	41	2	
							Washington	282	140	500	58	141	18	70	22	3.142
29	WOOD, James	L	R	6'7"	244	9/17/02 Rockville, Md.	Washington	200	61	190	20	38	1	10	11	0.099
							ROC (AAA)	283	65	240	31	68	4	35	8	
30	YOUNG, Jacob	R	R	6'0"	195	7/27/99 Ponte Vedra, Fla.	Texas	265	140	486	62	129	16	69	2	4.145
							Washington	246	51	61	14	15	0	1	8	1.000
17	CALL, Alex	R	R	5'11"	192	9/27/94 River Falls, Wis.	Cincinnati	158	22	57	6	9	1	4	3	7.062
							Los Angeles (NL)	273	5	11	1	3	0	2	1	
3	CREWS, Dylan	R	R	6'1"	207	2/26/02 Altamonte Springs, Fla.	Tampa Bay	307	76	264	22	81	2	26	9	
							Washington	274	41	157	14	43	3	15	6	0.100
57	HASSELL III, Robert	L	L	6'2"	186	8/15/01 Franklin, Tenn.	Cleveland	000	3	4	0	0	0	0	0	
							ROC (AAA)	179	10	39	6	7	1	5	1	
29	WOOD, James	L	R	6'7"	244	9/17/02 Rockville, Md.	COL (CLE-AAA)	298	90	369	54	110	17	63	14	
							Washington	283	62	226	32	64	6	26	2	1.105
30	YOUNG, Jacob	R	R	6'0"	195	7/27/99 Ponte Vedra, Fla.	ROC (AAA)	263	74	274	38	72	11	41	3	
							Washington	343	30	99	15	34	3	14	5	1.161
57	HASSELL III, Robert	L	L	6'2"	186	8/15/01 Franklin, Tenn.	ROC (AAA)	222	75	252	45	56	11	50	13	
							Washington	218	31	119	12	26	3	8	12	0.035
29	WOOD, James	L	R	6'7"	244	9/17/02 Rockville, Md.	ROC (AAA)	265	49	211	34	56	8	30	10	
							HBG (AA)	274	51	186	26	51	5	38	15	
30	YOUNG, Jacob	R	R	6'0"	195	7/27/99 Ponte Vedra, Fla.	ROC (AAA)	125	17	64	5	8	0	3	3	0.000
							HBG (AA)	271	60	229	33	62	5	21	12	
17	CALL, Alex	R	R	5'11"	192	9/27/94 River Falls, Wis.	Washington	264	79	295	43	78	9	41	14	0.091
							ROC (AAA)	353	52	190	44	67	10	37	10	
3	CREWS, Dylan	R	R	6'1"	207	2/26/02 Altamonte Springs, Fla.	Washington	256	150	468	75	120	3	36	33	1.037



NATIONALS NON-ROSTER INVITES (AS OF FEB. 21)

NO.	PITCHERS (10)	B	T	HT.	WT.	BIRTHDATE & PLACE	2024 CLUB(S)	W-L	ERA	G/GS	SV	IP	H	BB	SO	SERVICE			
76	ACOSTA, Daison	R	R	6'2"	194	8/24/1998 Paraiso, DOM	HBG (WSH-AA)	4-3	2.89	43/0	2	53.0	39	24	73	0.000			
60	ADON, Joan	R	R	6'3"	249	8/12/1998 Santo Domingo, DOM	ROC (WSH-AAA)	0-0	0.00	4/0	0	5.2	3	4	9				
							Washington	0-0	6.75	8/1	0	10.2	12	4	6	1.026			
							ROC (WSH-AAA)	4-5	5.35	23/13	0	69.0	71	42	57				
74	GRISSOM JR., Marquis	R	R	6'2"	202	7/19/2001 Los Angeles, Calif.	WIL (WSH-A)	2-1	1.25	14/0	4	21.2	17	7	26	0.000			
65	HELVEY, Clay	R	R	6'3"	220	2/14/1997 Charlotte, N.C.	HBG (WSH-AA)	0-1	2.87	27/0	5	31.1	26	6	30				
							RIC (SF-AA)	0-0	0.00	2/0	0	3.0	1	0	5	0.000			
							SAC (SF-AAA)	7-6	5.17	39/0	0	71.1	67	35	97				
61	LORD, Brad	R	R	6'3"	219	2/14/2000 Tallahassee, Fla.	WIL (WSH-A)	0-0	0.00	1/1	0	4.0	0	6	3	0.000			
45	PILKINGTON, Konnor	L	L	6'2"	245	9/12/1997 Pascagoula, Miss.	HBG (WSH-AA)	8-1	1.40	12/12	0	70.2	50	23	75				
							ROC (WSH-AAA)	2-3	3.93	12/12	0	55.0	56	20	57				
							RNO (AZ-AAA)	3-5	5.91	33/21	0	77.2	88	49	79	0.083			
41	POCHE, Colin	L	L	6'3"	225	1/17/1994 Flower Mound, Texas	Tampa Bay	1-2	3.86	43/0	2	37.1	30	13	33	5.114			
75	SINCLAIR, Jack	R	R	6'4"	208	5/03/1999 Coral Springs, Fla.	HBG (WSH-AA)	5-3	2.20	43/0	8	57.1	35	20	65	0.000			
78	STUART, Tyler	R	R	6'9"	248	10/08/1999 Kankakee, Ill.	BNG (NYM-AA)	3-7	3.96	17/17	0	84.0	85	20	90	0.000			
49	SUSANA, Jarlin	R	R	6'7"	283	3/23/2004 Villa Isabela, DOM	HBG (WSH-AA)	0-0	2.08	4/4	0	21.2	16	7	32				
							ROC (WSH-AAA)	1-1	7.56	4/4	0	16.2	17	10	13				
							FBG (WSH-A)	1-7	4.47	14/14	0	56.1	47	30	83	0.000			
							WIL (WSH-A)	3-3	4.18	10/10	0	47.1	41	18	74				
NO.	CATCHERS (3)	B	T	HT.	WT.	BIRTHDATE & PLACE	2024 CLUB(S)	AVG	G	AB	R	H	HR	RBI	SB	SERVICE			
9	KNIZNER, Andrew	R	R	6'1"	219	2/03/1995 Glen Allen, Va.	Texas	.167	35	90	5	15	1	9	0	4.145			
82	LOMAVITA, Caleb	R	R	5'11"	218	11/18/2002 Honolulu, Hawaii	RR (TEX-AAA)	.105	5	19	0	2	0	0	0				
							RNO (AZ-AAA)	.263	22	80	16	21	2	12	1				
							FBG (WSH-A)	.213	17	61	15	13	0	10	3	0.000			
80	ROMERO, Max	L	R	6'0"	240	4/29/2001 Miami, Fla.	WIL (WSH-A)	.188	82	271	25	51	9	33	0	0.000			
NO.	INFIELDBERS (3)	B	T	HT.	WT.	BIRTHDATE & PLACE	2024 CLUB(S)	AVG	G	AB	R	H	HR	RBI	SB	SERVICE			
55	HOUSE, Brady	R	R	6'4"	212	6/04/2003 Winder, Ga.	HBG (WSH-AA)	.234	75	274	38	64	13	34	5	0.000			
28	MORALES, Yohandy	R	R	6'3"	224	10/09/2001 Miami, Fla.	FBG (WSH-A)	.417	6	24	5	10	2	7	1	0.000			
56	WALLACE, Cayden	R	R	6'0"	200	8/07/2001 Little Rock, Ark.	HBG (WSH-AA)	.269	69	245	25	66	5	34	4	0.000			
							A-ROY (KC-ROK)	.263	7	19	2	5	0	2	1	0.000			
							NWA (KC-AA)	.282	34	124	17	35	3	16	2				
							WIL (WSH-A)	.222	4	9	3	2	0	2	0				
							HBG (WSH-AA)	.186	11	43	6	8	0	3	1				
NO.	OUTFIELDERS (2)	B	T	HT.	WT.	BIRTHDATE & PLACE	2024 CLUB(S)	AVG	G	AB	R	H	HR	RBI	SB	SERVICE			
51	LILE, Daylen	L	R	6'0"	194	11/30/2002 Louisville, Ky.	WIL (WSH-A)	.271	57	210	35	57	3	24	14	0.000			
59	PINCKNEY, Andrew	R	R	6'4"	204	12/07/2000 Tuscaloosa, Ala.	HBG (WSH-AA)	.255	73	275	34	70	3	21	11				
							HBG (WSH-AA)	.259	114	437	54	113	7	44	22	0.000			
							ROC (WSH-AAA)	.253	23	83	11	21	1	6	5				

In 20 seasons in D.C., 153 players have played in at least one game with the Nationals despite entering that same Spring Training as a non-roster invitee...45 times players have earned spots on the Nationals' Opening Day roster (designated by [OD])...A closer look:

2005 (7)

INF Carlos Baerga

RHP Hector Carrasco

OF Jeffrey Hammonds

RHP Sun-woo Kim

C Keith Osik

INF Rick Short

INF Brandon Watson

2006 (12)

LHP Micah Bowie

LHP Bill Bray

SS Royce Clayton [OD]

OF Alex Escobar

C Willy Gonzalez

RHP Kevin Grysowski

C Brandon Harper

OF George Lombard

RHP Santiago Ramirez

RHP Saul Rivera

OF Mike Vento

1B Danyele Ward [OD]

2007 (11)

RHP Winston Abreu

LHP Mike Bacsik

1B/3B Tony Batista

2B Ronnie Belliard [OD]

RHP Jesus Colome [OD]

C/1B Robert Fick [OD]

INF D'Angelo Jimenez

LHP Ray King [OD]

LHP Arnie Munoz

RHP Jason Simontacchi

1B Dmitri Young [OD]

2008 (10)

RHP Collin Balester

LHP Michael Hinckley

LHP Ray King [OD]

LHP Charlie Manning

LHP Mike O'Connor

INF Pete Orr

LHP Odalis Perez [OD]

RHP Brian Sanchez

RHP Steven Shell

C Willy Nieves

2009 (11)

C Josh Bard [OD]

LHP Jesus Colome

INF Alex Cintron

LHP Will Ledezma [OD]

RHP J.D. Martin

INF Pete Orr

LHP Jorge Sosa

RHP Julian Tavares [OD]

RHP Jordan Zimmermann

2010 (7)

RHP Miguel Batista [OD]

C Jamie Burke

RHP Livan Hernandez

RHP Joel Peralta

RHP Drew Storen

RHP Willy Taveras [OD]

2011 (6)

INF Brian Bixler

INF Alex Cora [OD]

RHP Chad Gaudin [OD]

RHP Ryan Mattheus

OF Laynce Nix [OD]

1B/OF Matt Stairs [OD]

2012 (7)

OF Rick Ankiel

OF Corey Brown

OF Brett Carroll [OD]

C Sandy Leon

C Carlos Maldonado

1B/OF Xavier Nady [OD]

1B/3B Chad Tracy [OD]

2013 (4)

LHP Fernando Abad

RHP Ross Ohlendorf

RHP Tanner Roark

INF Zach Walters

2014 (1)

RHP Blake Treinen

2015 (6)

INF Emmanuel Burriss

OF Reed Johnson [OD]

RHP Rafael Martin

1B/OF Clint Robinson [OD]

C Pedro Severino

2B Dan Uggla [OD]

2016 (4)

RHP Matt Belisle [OD]

LHP Sean Burnett

RHP Lucas Giolitto

OF Chris Heisey [OD]

2017 (6)

RHP Matt Albers

RHP Erick Fedde

INF Grant Green

RHP Jeremy Guthrie

OF Andrew Stevenson

RHP Jacob Turner

2018 (6)

RHP Tim Collins

RHP Jimmy Cordero

LHP Tommy Milone

C Spencer Kieboom

C Miguel Montero [OD]

OF Moises Sierra

2019 (4)

RHP Aaron Barrett

C Tres Barrera

INF Carter Kieboom

INF Jake Noll [OD]

2020 (8)

RHP Dakota Bacus

OF Emilio Bonifacio [OD]

RHP Wil Crowe

RHP Paolo Espino

LHP Sam Freeman [OD]

INF Luis Garcia

RHP Javy Guerra [OD]

OF Yadiel Hernandez

2021 (11)

LHP Luis Avilan [OD]

RHP Paolo Espino

RHP Javy Guerra

RHP Gabe Klobosits

INF Jordy Mercer

INF Hernán Pérez [OD]

C Jackson Reetz

RHP Jeffry Rodriguez

INF Adrian Sanchez

OF Gerardo Parra

OF Corvix Wilson [OD]

2022 (15)

RHP Victor Arano [OD]

LHP Alberto Baldonado

RHP Cade Cavalli

RHP Tyler Clippard

RHP Carl Edwards Jr.

INF Maikel Franco [OD]

RHP Reed Garrett

C Israel Pineda

RHP Erasmo Ramirez

RHP Aaron Sanchez

RHP Anibal Sánchez

INF Dee Strange-Gordon

[OD]

RHP Jordan Weems

2023 (9)

RHP Anthony Banda [OD]

RHP Hobie Harris [OD]

RHP Chad Kuhl [OD]

RHP Andres Machado

C Drew Miles

INF Michael Chavis [OD]

OF Travis Blankenhorn

OF Yadiel Hernandez

OF Derek Hill

2024 (12)

RHP Jacob Barnes

RHP Matt Barnes [OD]

RHP Derek Law [OD]

LHP Joe La Sorsa

INF Darren Baker

INF Trey Lipscomb

INF Juan Ypez

OF Travis Blankenhorn

OF Dylan Crews

OF Eddie Rosario [OD]

OF Jesse Winker [OD]

OF James Wood

# #5 CJ ABRAMS

@cj\_abrams

X@CJAbrams01

SS



**BORN / 2025 OPENING DAY AGE** 10/3/00 Atlanta, Ga. / 24  
**BATS / THROWS** Left / Right

**MLB SERVICE / OPTIONS USED** 2.130 / 2 of 3  
**HEIGHT / WEIGHT** 6'2" / 200

**ROUND / SCHOOL** 1st Rd., 2019 (6th)  
**SIGNING SCOUT** Tyler Stubblefield (SDP)  
Blessed Trinity (GA) HS

**ACQUIRED**  
Via trade with MacKenzie Gore, Robert Hassell III, James Wood, Jarlin Susana and Luke Voit from the San Diego Padres for Josh Bell and Juan Soto, Aug. 2, 2022

**UPDATED 2025 STATS**  
Research Tool BASEBALL REFERENCE savant FAN GRAPHS

## ABRAMS CAREER RECORD

YR.	CLUB	AVG	G	AB	R	H	TB	2B	3B	HR	RBI	SH	SF	HP	BB	SO	SB	CS	OBP	SLG	OPS	E
2019	AZL Padres	.401	32	142	40	57	94	12	8	3	22	0	2	2	10	14	14	6	.442	.662	1.104	11
	Fort Wayne	.250	2	8	1	2	3	1	0	0	0	0	0	0	1	0	1	0	.333	.375	.708	1
2020	University of San Diego																					
	Alternate Training Site																					
2021	San Antonio	.296	42	162	26	48	68	14	0	2	23	1	2	3	15	36	13	2	.363	.420	.783	4
2022	San Diego	.232	46	125	16	29	40	5	0	2	11	2	2	6	4	27	1	2	.285	.320	.605	4
	El Paso	.314	30	140	35	44	71	4	1	7	28	0	0	3	8	25	10	3	.364	.507	.871	8
	Rochester	.290	8	31	7	9	11	2	0	0	2	0	1	1	2	8	4	1	.343	.355	.698	2
	Washington	.258	44	159	17	41	52	7	2	0	10	0	0	3	1	23	6	2	.276	.327	.603	11
2023	Washington	.245	151	563	83	138	232	28	6	18	64	3	3	13	32	118	47	4	.300	.412	.712	22
2024	Washington	.246	138	541	79	133	234	29	6	20	65	1	4	16	40	128	31	12	.314	.433	.747	17
	MLB TOTALS	.246	379	1388	195	341	558	69	14	40	150	6	9	38	77	296	85	20	.302	.402	.704	54
	MINORS TOTALS	.329	114	483	109	159	246	33	9	12	75	1	5	9	36	83	42	12	.383	.509	.892	26

## CAREER

The No. 6 overall pick in the 2019 First-Year Player Draft has emerged as one of the top young players in Major League Baseball, earning his first National League All-Star selection in 2024...

Displays a combination of speed and power as well as strong defensive ability and instincts.

- Ranks sixth in Major League Baseball with 78 stolen bases since the start of 2023.
- His 341 career hits entering 2025 rank sixth among players born after the year 2000.
- Is one of two players (Trea Turner) in Nationals history (2005-pres.) with multiple seasons of 50 extra-base hits/25 stolen bases after he had 55 XBH and 31 SB in 2024.
- Is one of two players in Nationals history (Alfonso Soriano) to record a 20 home run/30 stolen base season.
- Enters 2025 tied for fourth in Nationals history with seven career leadoff home runs.
- Is one of two players since 1900 (Derek Jeter) to hit two leadoff home runs off pitchers making their MLB debut...Entering 2025, no player has ever hit three.

## 2024

Named to his first All-Star Game and produced the seventh 20 home run/20 stolen base season and the second 20 home run/30 stolen bases season in Nationals history (2005-pres.).

- Was one of 10 players in Major League Baseball to hit the 20 home run/30 stolen base mark.
- Hit five leadoff home runs, tied for fifth-most in Major League Baseball and third-most in a season in Nationals history behind Alfonso Soriano (9 in 2006) and Kyle Schwarber (7 in 2021).
- Ranked tied for seventh in the National League with 31 stolen bases...Was 17-for-19 in stolen base attempts after July 3rd.
- Led National League shortstops with a .506 slugging percentage through July 6...He ranked second in extra-base hits (40), OPS (.856), RBI (46) and triples (5) over that span en route to his first All-Star game nod.
- Ranked among National League left-handed hitters against left-handed pitching in batting average (4th, .293) and slugging percentage (5th, .471).
- Hit .287/.353/.574 in 30 games from Opening Day through May 4 and .349/.458/.606 in 29 games from June 4 to July 7.
- Joined Juan Soto (9/15/18) as the only National to have three walks and three stolen bases in a game, March 30 at Cincinnati.
- Hit a game-winning, ninth inning, two-run home run on July 13 at Milwaukee.
- Matched a career-high with four hits at Chicago (NL) on Sept. 19.

## 2023

Made strides in his first full season as Washington's everyday shortstop...Was the third-youngest player in Major League Baseball to start the season.

- According to the Elias Sports Bureau, was one of seven shortstops in Major League Baseball history (done nine times) to hit at least 15 home runs and steal 45 bases in a season...He was the second-youngest to do so behind Hanley Ramirez (17/51 in 2006; 22.282 years old) and ahead of Alex Rodriguez (42/46 in 1998; 23.063), per Elias.
- Ranked fifth in Major League Baseball (3rd in the NL) with 47 stolen bases, the most in a single-season in Nationals history (2005-pres.)...Broke Trea Turner's record of 46 in 2017...Led Major League Baseball with 36 stolen bases from July 7 - the day he moved to the leadoff spot - through the end of the season.
- Recorded 25 straight stolen bases without being caught from May 3 to Aug. 10, the longest streak in Nationals history (2005-pres.)...Was caught stealing just four times, the fewest of any player with at least 40 stolen bases in Major League Baseball.
- Ranked third in Major League Baseball in baserunning runs above average (9.5), according to FanGraphs.com.
- Was moved to the leadoff spot on July 7, hitting .256 with a .430 slugging percentage (12 2B, 3 3B, 11 HR, 30 RBI, 36 SB) from that point on...Had multi-hit games in eight of first 11 starts at the leadoff spot.

## AWARDS AND HONORS

- 2024.....National League All-Star at TEX
- 2023.....National League Player of the Week (July 17)
- 2022.....National League Defensive Play of the Week (Sept. 11)
- 2022.....Washington's No. 1 prospect, per Baseball America (following trade)
- 2022.....San Diego's No. 1 prospect, per Baseball America
- 2021.....SiriusXM All-Star Futures Game at COL
- 2021.....San Diego's No. 2 prospect, per Baseball America
- 2020.....San Diego's No. 3 prospect, per Baseball America
- 2019.....Arizona League Most Valuable Player
- 2019.....Arizona League All-Star (post-season)
- 2019.....Baseball America Rookie All-Star
- 2019.....MiLB.com Organization All-Star



2023 (cont.)

- Hit his first career grand slam, April 27 at New York (NL), putting the Nationals ahead, 8-7...Hit first career leadoff homer Aug. 6 at Cincinnati...Recorded his first career multi-homer game, Sept. 11 at Pittsburgh.
- Plated two separate go-ahead RBI in Washington's 3-2 win over the New York Mets on May 13...Capped a four-run, ninth-inning rally with his second career walk-off hit on July 26 vs. Colorado.
- Ranked tied for tenth in the National League with 12 go-ahead RBI.

2022

Was acquired by Washington at the Trade Deadline...Joined Triple-A Rochester following the trade...Was recalled by Washington on Aug. 15...At the time of the trade, was San Diego's No. 1 prospect and the No. 9 prospect in all of baseball according to both Baseball America and MLB Pipeline.com.

- Ranked fifth in the National League (1st among NL rookies) with a .314 batting average and third in the NL (1st among NL rookies) with an 8.5% strikeout rate (9 SO/106 PA) from Sept. 3 through the end of the season.
- From Aug. 15 - his debut with the club - the Nationals ranked fifth in Major League Baseball in opponents' batting average on ground balls (.215 opp. AVG)... From Opening Day through Aug. 14, the Nationals ranked 29th in MLB with a .275 opponents' average on grounders.
- Earned MLB Play of the Week Award for his diving stop on Sept. 9 at Philadelphia.
- Recorded his first career walk-off hit, a 10th-inning single on Sept. 28 vs. Atlanta (Stephens).
- Recorded his first MLB hit on April 9 at Arizona, a ninth-inn. single (Melancon)...Hit his first MLB homer on April 16 vs. Atlanta (Morton).
- Was cited by Baseball America as being the "Best Hitter" and having the "Best Speed" in all of Minor League baseball entering the 2022 season.
- Baseball America also named him "best defensive infielder" (2021-2022), "Best Athlete" (2020-22), "Fastest Baserunner" (2020-22) and "Best Hitter for Average" (2020-2022) in San Diego's Minor League system throughout his professional career.

2021

Was limited to 42 games after suffering a season-ending injury on July 4 (fractured left tibia and sprained MCL) in a collision at second base.

- Reached base safely in 35 of 42 games with Double-A San Antonio...Was one of only three 20-year-olds in the league.

2020

Spent the entire season at the Padres' Alternate Training Site (University of San Diego).

2019

Was the Most Valuable Player in the Arizona Rookie League after leading the league with a .401 average and a .662 slugging percentage.

- Posted a 20-game hitting streak to start his professional career.
- Led the Arizona Rookie League with eight triples and 40 runs scored.

PERSONAL

Paul Christopher Abrams Jr...Graduated from Blessed Trinity Catholic High School in Roswell, Ga.

- Was named the 2019 Georgia Gatorade Baseball Player of the Year and the No. 2 high school prospect in the 2019 Draft according to Baseball America and Perfect Game.
- Played on USA Baseball's 18U National Team in 2018 with Dylan Crews and Yohandy Morales.

TRANSACTIONS

2019 ....Selected by San Diego in the first round (No. 6 overall) of the First-Year Player Draft.

2022....Acquired by Washington along with left-handed pitcher MacKenzie Gore, outfielder Robert Hassell III, outfielder James Wood, right-handed pitcher Jarlin Susana and first baseman/designated hitter Luke Voit from the San Diego Padres in exchange for outfielder Juan Soto and first baseman Josh Bell on Aug. 2, 2022.





# #76 DAISON ACOSTA

 daisonacosta

**RHP**

**BORN / 2025 OPENING DAY AGE** **BATS / THROWS**  
8/24/98 Paraiso, DOM / 26 Right / Right

**MLB SERVICE / OPTIONS USED** **HEIGHT / WEIGHT**  
0.000 / 0 of 3 6'2" / 194

**NAME PRONUNCIATION** **SIGNING SCOUT**  
Daison (Day-son) Acosta (uh-cost-uh) Daurys Nin (NYM)

**ACQUIRED**  
Selected in the Minor League phase of the 2023 Rule 5 Draft

**UPDATED 2025 STATS**  
   

## ACOSTA CAREER RECORD

YEAR	CLUB	W	L	ERA	G	GS	CG	SHO	SV	IP	H	R	ER	HR	HB	BB	SO	SO/9	WP	BK	AVG
2016	DSL Mets	0	1	3.86	3	3	0	0	0	11.2	14	6	5	0	0	6	8	6.17	2	0	.311
2017	GCL Mets	0	2	3.27	6	4	0	0	0	22.0	18	8	8	0	2	7	19	7.77	3	0	.237
2018	Kingsport	2	5	4.46	10	9	0	0	0	42.1	38	28	21	8	6	18	46	9.78	6	1	.236
2019	Brooklyn Columbia	1	0	0.98	4	3	0	0	0	18.1	9	3	2	0	2	6	25	12.27	3	1	.150
		1	4	3.78	11	11	0	0	0	52.1	50	31	22	4	4	26	49	8.43	6	2	.244
2020										DID NOT PITCH											
2021										DID NOT PITCH/INJURED											
2022	Brooklyn	5	6	4.84	31	10	0	0	10	70.2	53	40	38	0	4	44	69	8.79	11	2	.210
2023	St. Lucie	0	0	0.00	1	0	0	0	0	1.2	1	0	0	0	1	1	1	5.40	0	0	.167
	Binghamton	4	3	4.75	29	0	0	0	3	36.0	28	21	19	6	3	24	39	9.75	4	2	.214
2024	Harrisburg	4	3	2.89	43	0	0	0	2	53.0	39	20	17	4	4	24	73	12.40	3	2	.199
	Rochester	0	0	0.00	4	0	0	0	0	5.2	3	0	0	0	0	4	9	14.29	2	0	.150
<b>MINORS TOTALS</b>		17	24	3.79	142	40	0	0	15	313.2	253	157	132	22	26	160	338	9.70	40	10	.220

## CAREER

Young right-hander enters his second season with the Nationals after he was drafted in the Minor League phase of the Rule 5 draft in 2023.

- Originally signed with the New York Mets before his 18th birthday in 2016...Converted to reliever full-time in 2023.

## AWARDS AND HONORS

2020.....New York's (NL) No. 24 prospect, per *Baseball America*

## 2024

Made a good impression in his first season with the Nationals, striking out 82 in 58.2 innings between Double-A Harrisburg and Triple-A Rochester.

- Spent most of the season with Harrisburg...Struck out 73 in 53.0 innings and walked just 24.
- Ranked fifth among all Double-A pitchers (min. 50.0 IP) with 12.40 strikeouts per 9.0 innings pitched.
- Worked eight straight scoreless appearances (10.0 IP) and allowed just one hit in 30 at-bats (.033 opponents' average) from Aug. 7-28.
- Made his Triple-A debut on September 13 and finished the season in Rochester.
- Held opponents to just three hits in 20 at-bats (.150 average against) for the Red Wings.
- In all, worked more than 1.0 inning in 14 games, including a season-high 2.2 innings of work on April 7 vs. Erie.

## 2023

Spent the season with Double-A Binghamton...Missed the first month of the season on the seven-day Injured List and made one rehab appearance with St. Lucie.

- Pitched in two Major League Spring Training games for the Mets.
- From July to the end of the season, was 2-2 with two saves in two opportunities and a 1.88 ERA (5 ER/24.0 IP)...He allowed just 11 hits in those 24.0 innings (.134 opponents average).

## 2022

Spent the entire season with High-A Brooklyn and pitched in 31 games (10 starts).

- Began the season as a starter but made his final 20 appearances in relief.
- Was 0-6 with a 9.93 ERA in his 10 starts...Was 5-0 with a 2.13 ERA out of the bullpen...Allowed just one run and eight hits over his final 12 games.

## 2021

Missed the entire 2021 season due to injury.

## 2016-20

Advanced through New York's (NL) system...Made 30 starts and pitched in 34 total games.

- Combined to go 2-4 with a 3.06 ERA in 15 games (14 starts) between Short Season Single-A Brooklyn and Single-A Columbia in 2019.

## PERSONAL

Daison Maquier Acosta...Pronounced Daison (Day-son) Acosta (uh-cost-uh).

## TRANSACTIONS

2016 .....Signed by New York (NL) as a non-drafted free agent, July 2.

2023 .....Selected in the third round in the Minor League phase of the Rule 5 Draft, Dec. 6.



# #15 RILEY ADAMS

 [riley\\_adams](#)

 [@RileyAdams](#)

C

**BORN / 2025 OPENING DAY AGE** **BATS / THROWS**  
6/26/96 Encinitas, Calif. / 28 Right / Right

**MLB SERVICE / OPTIONS USED** **HEIGHT / WEIGHT**  
2.171 / 3 of 3 6'4" / 260

**ROUND / SCHOOL** **SIGNING SCOUT**  
3rd Rd., 2017 Jim Lentine (TOR)  
University of San Diego

**ACQUIRED**  
Via trade from Toronto in exchange for Brad Hand, July 29, 2021

**UPDATED 2025 STATS**  
   

## ADAMS CAREER RECORD

YR.	CLUB	AVG	G	AB	R	H	TB	2B	3B	HR	RBI	SH	SF	HP	BB	SO	SB	CS	OBP	SLG	OPS	E
2017	Vancouver	.305	52	203	26	62	89	16	1	3	35	0	1	5	18	50	1	1	.374	.438	.813	2
2018	Dunedin	.246	99	349	49	86	126	26	1	4	43	0	2	8	50	93	3	0	.352	.361	.713	6
2019	Dunedin	.277	19	65	12	18	30	3	0	3	12	0	0	4	14	18	1	0	.434	.462	.895	2
	New Hampshire	.258	81	287	46	74	126	15	2	11	39	0	3	10	32	105	3	1	.349	.439	.788	2
2020	Rochester																					
	Alternate Training Site																					
2021	Buffalo	.239	35	117	20	28	57	6	1	7	17	0	1	9	16	46	0	0	.371	.487	.858	2
	Toronto	.107	12	28	2	3	5	2	0	0	0	0	0	0	2	12	0	0	.167	.179	.345	1
	Rochester	.000	1	3	0	0	0	0	0	0	0	0	0	0	2	0	0	0	.400	.000	.400	0
	Washington	.268	35	71	11	19	33	6	1	2	10	0	0	6	13	28	0	0	.422	.465	.887	0
2022	Washington	.176	48	142	14	25	44	4	0	5	10	0	0	1	12	46	0	1	.245	.310	.555	2
	Rochester	.224	29	107	11	24	44	8	0	4	17	0	1	4	11	41	0	0	.317	.411	.728	0
2023	Washington	.273	44	143	8	39	68	13	2	4	21	1	1	2	11	45	0	0	.331	.476	.807	2
2024	Washington	.224	41	116	10	26	39	5	1	2	8	0	2	2	10	35	1	1	.292	.336	.628	5
	Rochester	.285	40	144	27	41	76	8	0	9	21	0	1	8	16	44	1	0	.385	.528	.913	0
	MLB TOTALS	.224	180	500	45	112	189	30	4	13	49	1	3	11	48	166	1	1	.304	.378	.682	10
	MINORS TOTALS	.261	356	1275	191	333	548	82	5	41	184	0	9	48	159	397	9	2	.362	.430	.792	14

## CAREER

Tall, powerful catcher was acquired by the Nationals at the 2021 Trade Deadline.

### 2024

Enjoyed two Major League stints...Topped the 40-game mark for the fourth consecutive season.

- Hit a game-tying, two-run homer in the seventh inning in the home opener on April 1 vs. Pittsburgh...It was his second career game-tying or go-ahead home run in the seventh inning or later.
- Hit safely in six of his first seven games of the season, including three multi-hit efforts.
- Was 9-for-17 (.529) with two doubles a home run, three RBI, two walks and two hit by pitches in close and late situations.

### 2023

Enjoyed his most productive Major League season...Season was cut short due to left hamate fracture on Sept. 6.

- Had 12 multi-hit games this season after recording just eight in his career coming into the season.
- Finished the season .333/.395/.565 with seven doubles, three homers, 12 RBI, and seven walks against left-handed pitching.
- Hit .316 with three doubles, a triple, two home runs, six RBI, five walks and three runs scored in 11 games from April 4 to June 4.
- Recorded a career-high four hits on May 21 vs. Detroit (4-for-4, HR, 2 2B, RBI, R)...Was a triple away from the cycle.

### 2022

Made his first Opening Day roster.

- Played in 27 games and hit .192 with a double, three homers, five RBI and nine walks before being optioned on June 28.
- Was recalled on Aug. 23...Remained through the end of the season...Hit .156 with three doubles, two homers and five RBI in 21 games in his second stint.

### 2017-2021

Was acquired by the Nationals from the Toronto Blue Jays in exchange for left-handed pitcher Brad Hand just prior to the Trade Deadline.

- In 20 starts with Washington, hit .306/.449/.532 with six doubles, a triple, two homers, 10 RBI, five hit-by-pitches, 11 walks and 11 runs scored.
- Made his Major League debut on June 8 at Chicago (AL)...Hit his first career homer, a ninth-inning go-ahead two-run home run on Aug. 7 at Atlanta (Smith)
- Spent the 2020 season at the Alternate Training Site (Rochester).
- Ranked sixth in Toronto's system with 14 homers in 2019.

## PERSONAL

Riley Keaton Adams...Is a graduate of Canyon Crest Academy in San Diego, Calif...Attended the University of San Diego.

- Was named the 2017 WCC Player of the Year and a semifinalist for the Johnny Bench Award for two consecutive seasons (2016, 2017).
- Pulled down 31 rebounds in a high school basketball game...Is a second-degree black belt.

## TRANSACTIONS

2014 .....Selected by Chicago (NL) in the 37th round of the First-Year Player Draft (did not sign).

2017 .....Selected by Toronto in the third round of the First-Year Player Draft.

2021.....Acquired by Washington in exchange for left-handed pitcher Brad Hand, July 29.

# #60 JOAN ADON

@joan\_adon12

RHP

**BORN / 2025 OPENING DAY AGE** 8/12/98 Santo Domingo, DOM / 26  
**BATS / THROWS** Right / Right

**MLB SERVICE / OPTIONS USED** 1.026 / 3 of 4  
**HEIGHT / WEIGHT** 6'2" / 249

**NAME PRONUNCIATION** Joan (yo-AHN) Adon (ah-DOHN)  
**SIGNING SCOUT** Pablo Arias (WSH)

**ACQUIRED**  
Signed as a non-drafted free agent, July 2, 2016

**UPDATED 2025 STATS**  
Research Tool

## ADON CAREER RECORD

YEAR	CLUB	W	L	ERA	G	GS	CG	SHO	SV	IP	H	R	ER	HR	HB	BB	SO	SO/9	WP	BK	AVG
2016										DID NOT PITCH / Signed Late											
2017	DSL Nationals	2	1	3.54	13	0	0	0	1	28.0	24	13	11	1	6	9	31	9.96	7	0	.240
2018	GCL Nationals	2	0	2.29	13	0	0	0	2	19.2	20	16	5	0	6	13	29	13.27	1	1	.250
	Auburn	1	1	7.36	7	0	0	0	0	11.0	13	10	9	2	3	9	11	9.00	4	0	.310
2019	Hagerstown	11	3	3.86	22	21	0	0	0	105.0	93	47	45	8	8	44	90	7.71	13	1	.237
2020	Fredericksburg									Alternate Training Site											
2021	Wilmington	6	4	4.97	17	17	1	1	0	87.0	77	51	48	7	7	32	91	9.41	8	0	.235
	Harrisburg	1	2	6.43	3	3	0	0	0	14.0	15	10	10	1	0	5	24	15.43	3	0	.263
	Rochester	0	0	0.00	1	1	0	0	0	4.0	2	0	0	0	0	3	7	15.75	1	0	.143
	Washington	0	0	3.38	1	1	0	0	0	5.1	6	2	2	1	1	3	9	15.19	1	0	.300
2022	Washington	1	12	7.10	14	14	0	0	0	64.2	76	53	51	8	6	39	55	7.65	7	0	.290
	Rochester	2	2	4.68	10	10	0	0	0	42.1	41	26	22	5	3	24	43	9.14	2	0	.258
2023	Washington	2	4	6.45	12	10	0	0	0	51.2	60	37	37	8	3	24	48	8.36	6	0	.284
	Rochester	3	5	4.62	17	17	0	0	0	87.2	92	51	45	10	2	40	80	8.21	9	1	.270
2024	Rochester	4	5	5.35	23	13	0	0	0	69.0	71	48	41	9	11	42	57	7.43	4	2	.263
	Washington	0	0	6.75	8	1	0	0	0	10.2	12	8	8	2	1	4	6	5.06	0	0	.293
MLB TOTALS		3	16	6.66	35	26	0	0	0	132.1	154	100	98	19	11	70	118	8.03	14	0	.288
MINORS TOTALS		32	23	4.54	126	82	1	1	3	467.2	448	272	236	43	46	221	463	8.91	52	5	.251

## CAREER

Young right-hander didn't start playing baseball until the age of 15.

- Began his professional career as a reliever but converted to the starting rotation for the 2019 season...Transitioned back to the relief role in 2024.

## 2024

Strong right-hander transitioned from starter to reliever in late June while playing for Triple-A Rochester.

- Enjoyed four Major League stints in his fourth big league season...Was placed on the Injured List on Aug. 28 with a right biceps strain.
- Was called upon to start on April 9 at San Francisco (4.0 IP, 3 H, ER, 3 BB, 2 SO) in Washington's 5-3 win.
- Appeared in 10 games out of Rochester's bullpen...Posted a 2.51 ERA (4 ER/14.1 IP) with 12 strikeouts, five walks and a .218 opponents' average.
- 2024 Pitch Mix:** Four-Seam (37.1%) Sinker (21.3%) Change (19.1%) Curve (11.8%) Slider (10.7%)

## 2023

Enjoyed two stints with Washington...Combined for a career-high 29 outings between Washington and Triple-A Rochester.

- Took no-hitters into the sixth inning on Aug. 5 at Cincinnati (6.0 IP, 3 H, 3 ER, HR, 7 SO) and Aug. 25 at Miami (6.0 IP, 3 H, HBP, 3 SO).
- 2023 Pitch Mix:** Four-Seam (39.5%) Curve (20.5%) Change (15.2%) Sinker (13.6%) Slider (11.3%).

## 2022

Made his first career Opening Day Roster.

- Recorded his first career win on April 19 vs. Arizona (6.1 IP, 3 H, 2 BB, 5 SO).
- Received a total of 15 runs of support, the fewest among any starting pitcher with at least 60.0 innings pitched.
- 2022 Pitch Mix:** Four-Seam (65.4%) Curveball (23.2%) Changeup (6.8%) Sinker (3.8%) Slider (0.7%).

## 2021

Made his Major League debut on Oct. 3 vs. Boston...Nine strikeouts were tied for second-most in a debut in Nationals history (Strasburg, 14, 6/8/2010).

- Ranked among Nationals Minor Leaguers in wins (T2nd, 7), strikeouts (3rd, 122) and innings (4th, 105.0).
- 2021 Pitch Mix:** Four-Seam (53.2%) Slider (39.4%) Changeup (6.4%) Sinker (1.1%).

## 2017-20

Advanced through Washington's system...Was a member of the 60-Player Pool in 2020...Spent the season at the Alternate Training Site (Fredericksburg).

- Went 11-3 with a 3.86 ERA in 22 games (21 starts) with Single-A Hagerstown in 2019...His 11 wins were tied for most among Nationals farmhands.

## PERSONAL

Joan Manuel Adon...Pronounced Joan (yo-AHN) Adon (ah-DOHN).

## TRANSACTIONS

2016 ....Signed by Washington as a non-drafted free agent, July 2.





# #10 DARREN BAKER

Instagram: [@\\_darrenbaker](#)

X: [@DarrenBaker\\_2](#)

2B/OF

**BORN / 2025 OPENING DAY AGE**  
2/11/99 Redwood City, Calif. / 26

**BATS / THROWS**  
Left / Right

**MLB SERVICE / OPTIONS USED**  
0.029 / 0 of 3

**HEIGHT / WEIGHT**  
5'10" / 172

**ROUND / SCHOOL**

10th Rd., 2021  
University of California - Berkeley

**SIGNING SCOUT**

Bryan Byrne (WSH)

## ACQUIRED

Selected in the 10th round of the 2019 First-Year Player Draft

## UPDATED 2025 STATS

Research Tool BASEBALL REFERENCE savant FAN GRAPHS

## BAKER CAREER RECORD

YR.	CLUB	AVG	G	AB	R	H	TB	2B	3B	HR	RBI	SH	SF	HP	BB	SO	SB	CS	OBP	SLG	OPS	E
2021	FCL Nationals	.400	4	15	2	6	7	1	0	0	1	0	0	0	2	2	0	0	.471	.467	.937	0
	Fredericksburg	.318	18	66	3	21	26	3	1	0	5	3	1	0	4	9	2	2	.352	.394	.746	1
2022	Wilmington	.273	62	245	43	67	90	15	1	2	25	3	2	1	22	51	10	2	.333	.367	.700	7
	Harrisburg	.290	43	169	23	49	61	9	0	1	14	3	1	0	18	30	5	2	.356	.361	.717	2
2023	FCL Nationals	.444	3	9	0	4	5	1	0	0	2	0	0	0	0	1	0	1	.444	.556	1.000	1
	Wilmington	.444	5	18	1	8	8	0	0	0	1	0	0	0	4	2	2	0	.545	.444	.989	0
	Rochester	.273	99	403	49	110	137	10	4	3	41	4	1	1	39	76	19	5	.338	.340	.678	8
2024	Rochester	.285	112	435	70	124	148	20	2	0	49	3	2	0	43	91	38	5	.348	.340	.688	4
	Washington	.500	9	14	1	7	9	2	0	0	0	0	0	0	3	0	0	0	.500	.643	1.143	0
	MLB TOTALS	.500	9	14	1	7	9	2	0	0	0	0	0	0	3	0	0	0	.500	.643	1.143	0
	MINORS TOTALS	.286	346	1360	191	389	482	59	8	6	138	16	7	2	132	262	76	17	.348	.354	.702	23

## CAREER

Left-handed hitting second baseman made his Major League debut in 2024...Also has the ability to play left field.

- Has been one of the top hitters for average in Washington's Minor League system throughout his professional career.
- As an "extra player" in 2023 Spring Training, hit a ninth-inning, game-tying grand slam on March 17 against the Astros, a club managed by his father, Dusty Baker at the time.

## 2024

Washington's Minor League Baserunner of the Year made his Major League debut in September.

- Led Washington's Minor League system in stolen bases (38) before making his Major League debut on Sept. 1. His 38 steals were the third-most in the International League in 2024...Also ranked second among Nationals farmhands with 70 runs scored prior to his call-up.
- Hit safely in a career-high 17 games (Aug. 7-28) before having his contract selected - the longest streak in Minor League Baseball at the time.
- Made MLB debut, Sept. 1 vs. Chicago (NL) as a pinch hitter...Singled on the first pitch he saw.
- Had hits in five of seven big league games in which he had an at-bat, including going 4-for-8 with a double and a run scored in his two starts...Was 3-for-5 as a pinch hitter.
- Went 3-for-4 with a double and a run in his first career start on Sept. 19 at Chicago (NL)
- Ranked among the top 10 in Washington's system in batting average (2nd, .285), on-base percentage (3rd, .348), total bases (8th, 148), OPS (9th, .688), RBI (T9th, 49) and doubles (T10th, 20).

## 2023

Ranked among Nationals Minor Leaguers in average (3rd, .280), hits (4th, 118), triples (T6th, 4), on-base percentage (10th, .348), OPS (10th, .692) and stolen bases (10th, 21).

- Opened the season with Triple-A Rochester, hitting .346/.410/.454 through the first 34 games.
- Was hitting .317 with eight doubles, two triples, two homers, 25 RBI, 23 walks, nine stolen bases and 25 runs scored in his first 48 games before being placed on the Injured List on June 3.
- In addition to 68 games at second base, he appeared in 33 games in left field and one game in center.

## 2022

Was chosen to represent the Nationals organization in the SiriusXM All-Star Futures Game at Dodger Stadium.

- Ranked among Nationals Minor Leaguers in average (T4th, .280), hits (5th, 116), doubles (5th, 24), on-base percentage (9th, .343) and runs (T7th, 66).

## 2021

Reported to the Florida Complex League following the Draft...Was promoted to Single-A Fredericksburg on Aug. 24.

- Hit .333 with four doubles, six RBI, six walks, two stolen bases and five runs scored in 22 games between the two stops.

## PERSONAL

Darren John Baker...Graduated from Jesuit High School in Carmichael, California and the University of California - Berkeley...Is the son of Dusty Baker.

- Was First Team All-Pac-12 and was named to the Pac-12 All-Defensive Team in 2021...He hit .327 with six doubles, 17 RBI, 28 walks, 28 stolen bases and 40 runs scored...His 28 stolen bases ranked eighth in NCAA Division I.

## TRANSACTIONS

2017.....Selected by Washington in the 27th round of the First-Year Player Draft (did not sign).

2021.....Selected by Washington in the 10th round of the First-Year Player Draft.



# #19 JOSH BELL

@bell.josh19

@jbell119

1B/DH

**BORN / 2025 OPENING DAY AGE** 8/14/92 Irving, Texas / 32 **BATS / THROWS** Switch / Right

**MLB SERVICE / OPTIONS USED** 8.053 / 3 of 3 **HEIGHT / WEIGHT** 6'4" / 278

**ROUND / SCHOOL** 2nd Rd., 2011 **SIGNING SCOUT** Mike Leuzinger (PIT)  
Dallas Jesuit (TX) College Preparatory High School

**ACQUIRED**  
Signed as a free agent on Jan. 5, 2025.

**UPDATED 2025 STATS**  
Research Tool BASEBALL REFERENCE savant FAN GRAPHS

## BELL CAREER RECORD

YR.	CLUB	AVG	G	AB	R	H	TB	2B	3B	HR	RBI	SH	SF	HP	BB	SO	SB	CS	OBP	SLG	OPS	E
2012	West Virginia	.274	15	62	6	17	25	5	0	1	11	0	2	0	2	21	1	0	.288	.403	.691	2
2013	West Virginia	.279	119	459	75	128	208	37	2	13	76	0	5	3	52	90	1	2	.353	.453	.806	3
2014	Brandenton	.335	84	331	45	111	166	20	4	9	53	4	1	2	25	43	5	4	.384	.502	.886	1
	Altoona	.287	24	94	13	27	29	2	0	0	7	0	0	0	8	12	4	1	.343	.309	.652	2
2015	Altoona	.307	96	368	47	113	157	17	6	5	60	3	9	2	44	50	7	4	.376	.427	.803	13
	Indianapolis	.347	35	121	20	42	61	7	3	2	18	0	2	1	21	15	2	0	.441	.504	.945	3
2016	Indianapolis	.295	114	421	57	124	197	23	4	14	60	0	2	4	57	74	3	7	.382	.468	.850	15
	Pittsburgh	.273	45	128	18	35	52	8	0	3	19	0	3	0	21	19	0	1	.368	.406	.774	4
2017	Pittsburgh	.255	159	549	75	140	256	26	6	26	90	0	4	1	66	117	2	4	.334	.466	.800	10
2018	Pittsburgh	.261	148	501	74	131	206	31	4	12	62	0	5	0	77	104	2	5	.357	.411	.768	6
2019	Pittsburgh	.277	143	527	94	146	300	37	3	37	116	0	7	5	74	118	0	1	.367	.569	.936	13
2020	Pittsburgh	.226	57	195	22	44	71	3	0	8	22	0	4	2	22	59	0	0	.305	.364	.669	4
2021	Washington	.261	144	498	75	130	237	24	1	27	88	0	3	2	65	101	0	0	.347	.476	.823	5
2022	Washington	.301	103	375	52	113	185	24	3	14	57	0	6	5	49	61	0	1	.384	.493	.877	9
	San Diego	.192	53	177	26	34	48	5	0	3	14	0	0	0	32	41	0	0	.316	.271	.587	0
2023	Cleveland	.233	97	347	26	81	133	19	0	11	48	0	2	1	43	81	0	1	.318	.383	.701	2
	Miami	.270	53	200	26	54	96	9	0	11	26	0	1	1	20	53	0	0	.338	.480	.818	2
2024	Miami	.239	104	398	38	95	157	18	1	14	49	0	3	5	34	88	0	0	.305	.394	.699	7
	Arizona	.279	41	140	24	39	61	5	1	5	22	0	0	1	17	32	1	1	.361	.436	.797	0
MLB TOTALS		.258	1147	4035	550	1042	1802	209	19	171	613	0	38	23	520	874	4	14	.343	.447	.790	62
MINORS TOTALS		.303	487	1856	263	562	843	111	19	44	285	7	21	12	209	305	23	18	.373	.454	.827	39

## 2022 POSTSEASON

RD.	CLUB.	OPP.	AVG	G	AB	R	H	TB	2B	3B	HR	RBI	SH	SF	HP	BB	SO	SB	CS	OBP	SLG	OPS	E
NLWC	SDP	vs. NYM	.231	3	13	2	3	6	0	0	1	2	0	0	0	1	4	0	0	.286	.462	.748	0
NLDS	SDP	vs. LAD	.000	2	6	0	0	0	0	0	0	0	0	0	0	3	0	0	0	.000	.000	.000	0
NLCS	SDP	vs. PHI	.353	5	17	2	6	10	1	0	1	3	0	0	0	5	0	0	0	.353	.588	.941	0

## 2023 POSTSEASON

RD.	CLUB.	OPP.	AVG	G	AB	R	H	TB	2B	3B	HR	RBI	SH	SF	HP	BB	SO	SB	CS	OBP	SLG	OPS	E
NLWC	MIA	vs. PHI	.500	2	8	1	4	6	2	0	0	1	0	0	0	0	1	0	0	.500	.750	1.250	0

## CAREER

Switch-hitting designated hitter returned to Washington on a one-year deal on Jan. 5 after he spent the 2021 season and half of the 2022 season with the Nationals.

- Since his debut in 2016, he ranks fourth among Major League switch-hitters in home runs (171) and RBI (613).
- Bell and Cleveland's José Ramírez are the only MLB switch-hitters to produce five 70-or-more RBI seasons since 2019.

## 2024

Began the season with Miami before being traded to Arizona at the trade deadline...Knocked in over 70 runs for his fifth straight full-season.

- Hit .249 with 23 doubles, two triples, 19 home runs and 71 RBI in 145 games between his two stops.
- Capped off the season by batting .304 with six doubles, a triple, 10 home runs and 31 RBI in 48 games after July 21.

## 2023

Began the season with Cleveland before being traded to Miami at the trade deadline...Helped the Marlins to their first full-season playoff birth since 2003.

- Hit 11 home runs in 97 games for Cleveland and 11 home runs for Miami in 53 games, giving him his fourth career 20-home run season.
- Became the first player in Marlins history to homer from both sides of the plate in the same game on August 8...Homered as a left-handed batter in the fourth inning, and then as a right-handed batter in the 8th inning.
- Went 4-for-8 (.500) with an RBI in the National League Wild Card Series at Philadelphia...He recorded a three-hit, two-double effort in Game 1 to join Dontrelle Willis (2003) as the only two Marlins players to record three hits in their Postseason debut with the team.

## AWARDS AND HONORS

- 2022 ..... National League Silver Slugger (1B)
- 2022 ..... Washington's Heart and Hustle Award winner (MLBPA)
- 2021 ..... "Good Guy" Award (D.C. Media)
- 2019 ..... Pittsburgh's Heart and Hustle Award winner (MLBPA)
- 2019 ..... National League All-Star at CLE
- 2019 ..... National League Player of the Month (May)
- 2019 ..... National League Player of the Week (May 19)
- 2017 ..... Pittsburgh's No. 4 prospect, per *Baseball America*
- 2016 ..... Pittsburgh's Minor League Player of the Year
- 2016 ..... International League All-Star (mid- and post-season)
- 2016 ..... Pittsburgh's No. 3 prospect, per *Baseball America*
- 2015 ..... SiriusXM All-Star Futures Game at CIN
- 2015 ..... Pittsburgh's No. 4 prospect, per *Baseball America*
- 2014 ..... Pittsburgh's Minor League Player of the Year
- 2014 ..... Florida State League Player of the Year
- 2014 ..... Sirius XM All-Star Futures Game at MIN
- 2014 ..... Pittsburgh's No. 7 prospect, per *Baseball America*
- 2013 ..... South Atlantic League All-Star (mid- and post-season)
- 2013 ..... Pittsburgh's No. 6 prospect, per *Baseball America*
- 2012 ..... Pittsburgh's No. 3 prospect, per *Baseball America*



## 2022

Set career highs in hits (147) and walks (81) on his way to winning his first career Silver Slugger Award (DH) between Washington and San Diego.

- Started the year with Washington...At the time of the trade to San Diego on Aug. 2, he ranked fifth in the NL in batting average (.301), fourth in OBP (.384), seventh in OPS (.877), and sixth in hits (113).
- Finished sixth in the NL in walks and eighth in on-base pct. (.362)...His 81 walks were third-most among NL first basemen.
- Batted .250 (9-for-36) in 10 games in the Postseason for the Padres with two home runs and five RBI in his career playoff games, including a .353 mark in the NLCS in Philadelphia.

## 2021

In his first season in Washington, Bell hit .261 with 24 doubles, one triple, 27 homers, 88 RBI, 65 walks and 75 runs scored in 144 games.

- Led Nationals hitters with 52 extra-base hits...Ranked second on the club with 27 homers.
- From May 13 through the end of the season, he hit .287/.375/.513 with 20 doubles, one triple, 24 home runs, 78 RBI, 59 walks and 59 runs scored in 121 games.
- Hit go-ahead grand slam, June 23 at Philadelphia (Hale), his first grand slam since his first career home run in 2016.
- Hit his 100th career homer on July 20 vs. Miami (Okert).

## 2020

Hit .226 with three doubles, eight home runs, 22 RBI, 22 walks and 22 runs scored in 57 games with Pittsburgh.

- Finished the season strong, going hitting .288 with a double, four homers, eight RBI, nine walks and nine runs scored in 21 games from Sept. 6 through Sept. 27.

## 2019

Named a National League All-Star and set career highs in nearly every offensive category.

- Ranked among National League hitters in RBI (6th, 116), extra-base hits (16th, 77), doubles (8th, 37), home runs (9th, 37), slugging percentage (9th, .569) and OPS (10th, .936).
- His 37 home runs were the most by a Pirates player since Brian Giles hit 38 in 2002 and his 116 RBI were the most since Giles had 123 in 2000.
- Hit 33 home runs as a first baseman; one shy of the club record for home runs hit from that position (Dick Stuart hit 34 in 1961).
- His 60 extra-base hits prior to the All-Star break were the most ever by a National League player and tied with Hall of Famer Frank Thomas (60 in 1994) for the fourth-most by any player in Major League history.
- Put together an historic month of May...Led all Major League players in total bases (94), hits (46), extra-base hits (24) and RBI (31) during the month.
- Became the third player in National League history to produce at least 12 doubles and 12 home runs in any calendar month of the baseball season, joining Hall of Famer Hank Aaron (12 doubles and 12 homers) in July of 1961 and Hall of Famer Frank Robinson (12 doubles and 13 homers) in July of 1961.
- Participated in the All-Star Game Home Run Derby and hit 18 in the first round against Ronald Acuna, Jr.

## 2018

Hit .261 with 31 doubles, four triples, 12 homers, 62 RBI, 77 walks and 74 runs scored in 148 games.

- His 77 walks marked a career-high...Was strong during the month of July...Hit .329 (23-for-70) in 22 games during the month.
- Fell a homer shy of hitting for the cycle while going 4-for-4 on July 13 vs. Milwaukee.
- Reached base safely in 20 of his last 21 games of the season (.427 OBP).

## 2017

Finished third in the National League Rookie of the Year voting after leading National League rookies in hits (140), doubles (26) and walks (66).

- He ranked second in home runs (26), RBI (90), runs (75), triples (6) and total bases (256)...His 26 home runs were the most by a switch-hitting rookie in National League history...Finished behind Cody Bellinger and Paul DeJong.
- Tied the Pirates club record for most home runs by a rookie (Jason Bay in 2004).
- His 90 RBI were the most by a Pittsburgh rookie since Maurice Van Robays' record 116 in 1940.
- Became just the second switch-hitter in team history to hit at least 25 home runs in one season (Bobby Bonilla, 32 in 1990).
- Recorded an extra base hit in seven straight games from May 12-19, the longest streak by a Pirates player since Josh Harrison in 2014.

## 2016

Spent majority of campaign with Triple-A Indianapolis.

- Was named Pittsburgh's Minor League Player of the Year for a second time (also 2014).
- Made his Major League debut as a pinch hitter on July 8 vs. Chicago (NL)...Singled off Jake Arrieta on the first pitch he saw...His first MLB homer was a pinch-hit grand slam in his second career at bat on July 9 against the Cubs (Warren).
- Was recalled a second time by the Pirates on Aug. 20...Reached base safely in 13 of his first 14 big league games (.541 OBP).

## 2012-15

Made his way through the Pirates player development system.

- Represented the Pirates at the SiriusXM All-Star Futures Game in Cincinnati in 2015...Started at first base and went 1-for-2 with a home run.
- Named Pirate Minor League Player of the Year and Florida State League MVP in 2014...Represented the Pirates at the SiriusXM All-Star Futures Game.

## PERSONAL

Joshua Evan Bell...Graduated from Dallas Jesuit College Preparatory School.

- Was named the Gatorade Texas Player of the Year, Baseball America All-American, USA Today All USA First-Team selection, Louisville Slugger All American, Rawlings All American First Team, District 9-5A MVP, Dallas News Player-of-the-Year, Texas 5A All-State First Team and one of the top 10 High School players by Sports Illustrated as a senior.
- Was a classmate of PGA Tour golfer Jordan Spieth.
- Committed to the University of Texas-Austin but chose to sign with the Pittsburgh Pirates.

## TRANSACTIONS

2011.....Selected by Pittsburgh in the second round of the First-Year Player Draft.

2020....Acquired by Washington in exchange for right-handed pitchers Wil Crowe and Eddy Yean on Dec. 24

2022....Acquired by San Diego along with Juan Soto in exchange for left-handed pitcher Mackenzie Gore, outfielder Robert Hassell III, outfielder James Wood, right-handed pitcher Jarlin Susana and first baseman/designated hitter Luke Voit from the Washington Nationals, Aug. 2.

2022....Signed with Cleveland as a free agent on Dec. 12.

2023....Acquired by Miami in exchange for infielder Jean Segura and infielder Kahlil Watson.

2024....Acquired by Arizona in exchange for a player to be named later.

2025....Signed with Washington as a free agent, Jan. 5.



# #66 ZACH BRZYKCY

@zbrzykcy

@ZBrzykcy

RHP

**BORN / 2025 OPENING DAY AGE** BATS / THROWS  
7/12/99 Hickory, N.C. / 25 Right / Right

**MLB SERVICE / OPTIONS USED** HEIGHT / WEIGHT  
0.029 / 1 of 3 6'2" / 226

**SCHOOL** SIGNING SCOUT  
Virginia Tech Bobby Myrick (WSH)

**NAME PRONUNCIATION**  
Zach Brzykcy (BRICK-see)

**ACQUIRED**  
Signed as a non-drafted free agent, June 29, 2020

**UPDATED 2025 STATS**  
Research Tool BASEBALL REFERENCE savant FAN GRAPHS

## BRZYKCY CAREER RECORD

YEAR	CLUB	W	L	ERA	G	GS	CG	SHO	SV	IP	H	R	ER	HR	HB	BB	SO	SO/9	WP	BK	AVG
2020										DID NOT PITCH											
2021	Wilmington	6	4	5.20	28	1	0	0	2	62.2	55	37	36	8	5	25	86	12.4	7	0	.236
2022	Wilmington	6	1	1.66	17	0	0	0	4	21.2	10	5	4	2	2	10	39	16.2	2	0	.137
	Harrisburg	2	1	1.89	32	0	0	0	9	38.0	21	12	8	3	4	19	54	12.8	1	1	.162
	Rochester	0	0	0.00	2	0	0	0	1	1.2	2	0	0	0	0	0	2	10.8	0	0	.286
2023										DID NOT PITCH / Injured											
2024	FCL Nationals	1	0	2.25	3	1	0	0	0	4.0	3	1	1	0	0	0	6	13.50	0	0	.214
	Wilmington	0	0	0.90	8	1	0	0	0	10.0	2	1	1	0	0	6	12	10.80	0	0	.067
	Harrisburg	0	0	3.38	12	0	0	0	0	13.1	7	5	5	1	0	7	18	12.15	0	1	.156
	Rochester	1	0	1.13	7	0	0	0	0	8.0	3	1	1	1	0	1	7	7.88	0	1	.115
	Washington	0	0	14.29	6	0	0	0	0	5.2	9	9	9	2	0	3	4	6.35	0	0	.360
MLB TOTALS		0	0	14.29	6	0	0	0	0	5.2	9	9	9	2	0	3	4	6.35	0	0	.360
MINORS TOTALS		16	6	3.17	109	3	0	0	16	159.0	103	62	56	15	11	68	224	12.68	10	3	.185

## CAREER

Hard-throwing reliever made his Major League debut in 2024 after going undrafted in the five-round First-Year Player Draft in 2020.

- Has the "Best Fastball" in Washington's Minor League system, per *Baseball America*.
- Enters 2025 ranked among Minor League relievers (min. 150.0 IP) in WHIP (3rd, 1.07), opponents' average (5th, .185) and opponents' OBP (7th, .282) since 2021.
- Last name pronounced BRICK-see.

## 2024

Completed rehab from April 2023 Tommy John surgery, eventually making his Major League debut on Sept. 1 vs. Chicago (NL).

- Recorded a 2.04 ERA with 43 strikeouts and a .130 opponents' average in 30 games across four Minor League levels before Major League debut.
- Led Minor League relievers (min. 30.0 IP) from Single-A to Triple-A with a .122 opponents' average (12-for-98) during his time with Wilmington, Harrisburg and Rochester.
- Fanned Cody Bellinger for his first Major League strikeout.
- Allowed eight of nine earned runs in two of his six outings...Pitched to a 2.25 ERA (1 ER/4.0 IP) with three strikeouts in other four outings.
- 2024 Pitch Mix:** Four-Seam (55.8%) Curveball (23.1%) Changeup (21.2%).

## 2023

Did not pitch after undergoing Tommy John surgery in April.

- Participated in Major League Spring Training.

## 2022

Experienced a breakout campaign in which he went 8-2 with 14 saves and a 1.76 ERA in 51 games across three levels of Washington's system.

- Ranked second in the organization with 14 saves and ranked among all Minor League pitchers (min. 60.0 IP) in opponents' batting average (3rd, .157), ERA (5th, 1.76) and strikeouts per 9.0 innings (14th, 13.94)...Was the only pitcher in all of Minor League Baseball with at least 14 saves and at least eight wins.
- Posted a 0.68 ERA (2 ER/26.1 IP) with 37 strikeouts and a .119 opponents average (10-for-84) in 22 games from May 31 to Aug. 5...Went 7-for-7 in save opportunities during this stretch.

## 2021

Reported to High-A Wilmington for his first professional experience.

- Led High-A Wilmington with six wins...Struck out at least two batters in 24 of his 28 outings.

## 2020

Participated in Instructional League following the season.

## PERSONAL

Zachary John-William Brzykcy...Pronounced BRICK-see...Graduated from Alexander Central High School in Taylorsville, N.C...Attended Virginia Tech.

- Made seven appearances out of Virginia Tech's bullpen in 2020, striking out eight batters in 6.0 innings pitched during his junior season.
- As a sophomore in 2019, he struck out 37 batters in 23.1 innings across 22 appearances out of the bullpen.
- Following the 2019 season, participated in the Cape Cod League and earned the Outstanding Relief Pitcher Award after leading the league with seven saves.

## TRANSACTIONS

2020 ...Signed with Washington as a non-drafted free agent, June 29.



# #17 ALEX CALL

@acad\_8

X@acad\_27

OF

**BORN / 2025 OPENING DAY AGE** 9/27/94 River Falls, Wisc. / 30 **BATS / THROWS** Right / Right

**MLB SERVICE / OPTIONS USED** 1.161 / 3 of 3 **HEIGHT / WEIGHT** 6'0" / 192

**ROUND / SCHOOL** 3rd Rd., 2016 Ball State (IN) University **SIGNING SCOUT** Garrett Guest (CWS)

**ACQUIRED** Claimed off waivers from Cleveland, Aug. 7, 2022

**UPDATED 2025 STATS** Research Tool BASEBALL REFERENCE savant FAN GRAPHS

## CALL CAREER RECORD

YR.	CLUB	AVG	G	AB	R	H	TB	2B	3B	HR	RBI	SH	SF	HP	BB	SO	SB	CS	OBP	SLG	OPS	E
2016	Great Falls	.308	27	107	19	33	47	3	1	3	17	1	0	7	19	18	4	4	.444	.439	.883	1
	Kannapolis	.308	46	185	23	57	83	17	0	3	18	1	1	1	15	40	10	2	.361	.449	.810	0
2017	Winston-Salem	.244	10	41	2	10	15	3	1	0	5	0	0	1	3	11	2	1	.311	.366	.677	1
	AZL White Sox	.059	13	51	8	3	4	1	0	0	6	0	2	1	7	5	1	0	.180	.078	.258	0
	Kannapolis	.248	38	145	24	36	56	9	1	3	22	3	1	3	16	33	2	0	.333	.386	.719	3
2018	Winston-Salem	.256	56	195	35	50	82	11	3	5	28	2	3	1	35	52	4	6	.368	.421	.789	0
	Birmingham	.242	67	236	28	57	97	17	1	7	30	1	2	5	25	75	2	1	.325	.411	.736	2
2019	Akron	.205	81	293	30	60	94	13	3	5	31	2	4	4	22	93	5	5	.266	.321	.587	1
2020																						
2021	Akron	.310	43	155	34	48	78	13	1	5	23	0	3	1	21	26	12	2	.389	.503	.892	1
	Columbus	.229	66	231	34	53	91	8	0	10	27	0	1	4	33	38	3	3	.335	.394	.729	0
2022	Columbus	.280	71	239	56	67	118	16	1	11	46	1	5	11	49	50	6	0	.418	.494	.912	2
	Cleveland	.167	12	12	2	2	2	0	0	0	0	0	0	0	4	4	0	0	.375	.167	.542	0
	Rochester	.444	5	18	6	8	16	2	0	2	6	0	1	1	2	5	3	1	.500	.889	1.389	0
	Washington	.245	35	102	16	25	45	3	1	5	13	0	0	2	11	26	3	3	.330	.441	.771	0
2023	Washington	.200	128	375	43	75	115	14	1	8	38	3	2	6	53	78	9	8	.307	.307	.614	1
	Rochester	.275	11	40	5	11	17	3	0	1	3	1	1	1	7	4	3	0	.388	.425	.813	1
2024	Rochester	.222	75	252	45	56	104	13	1	11	50	0	3	3	54	60	13	2	.362	.413	.775	3
	Washington	.343	30	99	15	34	52	9	0	3	14	0	0	2	12	19	5	1	.425	.525	.950	2
MLB TOTALS		.231	205	588	76	136	214	26	2	16	65	3	2	10	80	127	17	12	.332	.364	.696	3
MINORS TOTALS		.251	609	2188	349	549	902	129	13	66	312	12	27	44	308	510	70	29	.351	.412	.763	15

## CAREER

Versatile outfielder was claimed off waivers from Cleveland on Aug. 7, 2022.

- Has an above average walk rate (11%) across parts of three Major League seasons (MLB average: 8%).

## 2024

Enjoyed his best Major League stretch before injuring his plantar fascia on Aug. 23 at Atlanta.

- Hit safely in 22 of his 27 starts...Ranked in the National League in on-base percentage (5th, .413) and batting average (4th, .349) from July 29-Aug. 23.
- Posted six straight multi-hit games from Aug. 6-11, the longest streak by a Nationals player since 2017 (13-for-28, 3 2B, 6 RBI).
- Recorded his second career walk-off hit, Aug. 9 vs. Los Angeles (AL)...Was an RBI-single in the 10th inning.
- Ranked in Washington's system in walks (1st, 54), home runs (14th, 11), RBI (4th, 50) and on-base percentage (4th, .362) at the time of recall.

## 2023

Set career highs in games, hits, doubles, home runs, RBI, walks and stolen bases while playing all three outfield positions.

- Defensively, ranked tied for second among NL outfielders with nine outs above average...Ranked third among NL outfielders with seven defensive runs saved.
- Hit his first career leadoff home run, April 7 at Colorado (Ureña)...Hit his first career walk-off home run, May 4 vs. Chicago (Boxberger).

## 2022

Opened the season in Cleveland's system but was claimed by Washington in August.

- Made his Major League debut with Cleveland on July 11 vs. Chicago (AL)...Recorded first MLB hit, July 22 at Chicago (PH single).
- Was recalled by Washington on Aug. 14...Hit first MLB homer on Aug. 19 at San Diego, a ninth-inning two-run home run off Josh Hader.
- On Sept. 8 vs. St. Louis, he became the fourth rookie in Nationals history to have at least four hits and five RBI in a game (Espinosa, Soto, Robles).

## 2016-21

Began his professional career in Chicago's (AL) system before being acquired by Cleveland in Dec. 2018.

- Ranked in Cleveland's Minor League season in walks (5th, 54), total bases (6th, 169) and home runs (7th, 15) in 2016.

## PERSONAL

Alexander M. Call...Graduated from River Falls (Wisc.) High School and attended Ball State (Ind.) University...Ball State was his only college scholarship offer.

- Was the 2016 Mid-American Conference Player of the Year and a Louisville Slugger First-Team All-American.

## TRANSACTIONS

2016 ....Selected by Chicago (AL) in the third round of the First-Year Player Draft.

2018 ....Acquired by Cleveland in exchange for first baseman Yonder Alonso, Dec. 15.

2022 ....Claimed off waivers by Washington, Aug. 7.

## AWARDS AND HONORS

2019 ..... Eastern League Player of the Week (June 30)

2018 ..... Chicago's (AL) No. 21 prospect, per Baseball America

2017 ..... Chicago's (AL) No. 15 prospect, per Baseball America

# #24 CADE CAVALLI

@cade.cavalli24

X@CADECAVALLI

RHP

**BORN / 2025 OPENING DAY AGE** 8/14/98 Bixby, Okla. / 26 **BATS / THROWS** Right / Right

**MLB SERVICE / OPTIONS USED** 2.014 / 0 of 3 **HEIGHT / WEIGHT** 6'5" / 229

**ROUND / SCHOOL** 1st Rd., 2020 (No. 22) University of Oklahoma **SIGNING SCOUT** Jerad Head (WSH)

**ACQUIRED** Selected in the first round (No. 22) in the 2020 First-Year Player Draft

**UPDATED 2025 STATS** Research Tool BASEBALL REFERENCE savant FAN GRAPHS

## CAVALLI CAREER RECORD

YEAR	CLUB	W	L	ERA	G	GS	CG	SHO	SV	IP	H	R	ER	HR	HB	BB	SO	SO/9	WP	BK	AVG
2020	Fredericksburg									Alternate Training Site											
2021	Wilmington	3	1	1.77	7	7	0	0	0	40.2	24	9	8	1	2	12	71	15.7	0	0	.171
	Harrisburg	3	3	2.79	11	11	0	0	0	58.0	39	19	18	2	0	35	80	12.4	5	0	.188
	Rochester	1	5	7.30	6	6	0	0	0	24.2	33	21	20	2	4	13	24	8.8	1	0	.317
2022	Rochester	6	4	3.71	20	20	1	0	0	97.0	75	43	40	3	9	39	104	9.7	4	0	.215
	Washington	0	1	14.54	1	1	0	0	0	4.1	6	7	7	0	3	2	6	12.5	0	0	.333
2023										DID NOT PITCH / Injured											
2024	FCL Nationals*	0	0	0.00	1	1	0	0	0	2.2	1	0	0	0	0	1	5	16.88	0	0	.111
	Wilmington*	0	0	3.18	2	2	0	0	0	5.2	0	2	2	0	1	4	8	12.71	2	0	.000
MLB TOTALS		0	1	14.54	1	1	0	0	0	4.1	6	7	7	0	3	2	6	12.5	0	0	.333
MINORS TOTALS		13	13	3.46	47	47	1	0	0	228.2	172	94	88	8	16	104	292	11.49	12	0	.209

\* - Rehab Assignment

## CAREER

Tall, powerful right-hander was Washington's Minor League Pitcher of the Year in 2021 and 2022...Is working on coming back from 2023 Tommy John surgery.

- For the second consecutive season (2024-25), has the "Best Curveball" in Washington's system, per *Baseball America*...Had the "Best Slider" in the system in 2021 and 2022.
- From 2021-22, led all of Minor League Baseball with 0.33 home runs per 9.0 innings.
- Led all of Minor League Baseball with 175 strikeouts in 2021.

## 2024

Spent the season rehabbing from 2023 Tommy John surgery.

- Appeared in three rehab outings with the FCL Nationals and Single-A Wilmington.

## 2023

Underwent Tommy John surgery in Spring Training.

- Returned to throwing/playing catch by the end of the 2023 season.

## 2022

Was named Washington's Minor League Pitcher of the Year for the second consecutive season...Eventually made his Major League debut on Aug. 26 vs. Cincinnati.

- Allowed just three home runs, and his 0.28 home runs allowed per 9.0 innings ranked eighth among Minor League pitchers (min. 75.0 IP).
- Ranked eighth in Washington's system with 104 strikeouts.
- Was selected to represent the Nationals in the 2022 SiriusXM All-Star Futures Game, but did not participate.
- Struck out Kyle Farmer for his first MLB strikeout...Was placed on the Injured List following that start (right shoulder inflammation).
- From May 22 to July 27, went 3-0 with a 1.89 ERA (10 ER/47.2 IP) and a .179 opponents average in nine starts.
- 2022 Pitch Mix:** Four-Seam (40.4%) Curveball (33.3%) Changeup (13.1%) Slider (11.1%) Sinker (2%).

## 2021

Led all of Minor League Baseball with 175 strikeouts, while his 3.36 ERA paced Washington's system...Selected to his first SiriusXM All-Star Futures Game.

- Allowed just five home runs, and his 0.36 home runs allowed per 9.0 innings led all of Minor League Baseball (full-season).
- Led full-season Nationals Minor Leaguers with a .213 opponents' batting average while his 1.26 walk and hits per innings pitched ranked third.

## 2020

Was a member of the 60-Player Pool...Spent the entire season at the Alternate Training Site (Fredericksburg).

- Participated in Instructional League following the season.

## PERSONAL

Steven Cade Cavalli...Graduated from Bixby High School in Bixby, Oklahoma...Attended the University of Oklahoma.

- Went 1-2 with a 4.18 ERA (11 ER/23.2 IP) and 37 strikeouts against just five walks in four starts for the Sooners prior to the cancellation of the 2020 season
- Was named to the 2020 Golden Spikes Award (top amateur player) preseason watch list.
- As a sophomore in 2019, earned a selection to the Academic All-Big 12 Second Team, as well as First Team All-Big 12 honors as a utility player...Was a member of the USA Baseball Collegiate National Team.

## TRANSACTIONS

**2017**...Selected by Atlanta in the 29th round of the First-Year Player Draft (did not sign).

**2020**...Selected by Washington in the first round (No. 22 overall) in the First-Year Player Draft.





# #87 ANDRÉS CHAPARRO

Instagram: [ch\\_andres07](#)

X: [@ch\\_andres07](#)

DH/INF

BORN / 2025 OPENING DAY AGE

5/4/99 El Vigía, VEN. / 25

BATS / THROWS

Right / Right

MLB SERVICE / OPTIONS USED

0.048 / 0 of 3

HEIGHT / WEIGHT

6'1" / 245

SIGNING SCOUT

Cesar Suarez (NYY)

ACQUIRED

Via trade from Arizona in exchange for Dylan Floro, July 30, 2024

UPDATED 2025 STATS

Research Tool BASEBALL REFERENCE savant FAN GRAPHS

## CHAPARRO CAREER RECORD

YR.	CLUB	AVG	G	AB	R	H	TB	2B	3B	HR	RBI	SH	SF	HP	BB	SO	SB	CS	OBP	SLG	OPS	E
2016	DSL Yankees	.238	50	185	25	44	63	9	5	0	26	0	2	1	25	43	2	2	.329	.341	.670	14
2017	Pulaski	.237	46	169	27	40	70	9	0	7	24	2	1	0	17	41	2	1	.305	.414	.719	7
2018	Staten Island	.191	60	204	21	39	71	11	0	7	20	1	1	4	12	56	0	3	.249	.348	.597	11
2019	Staten Island	.246	57	187	22	46	62	7	0	3	22	0	3	8	29	39	0	0	.366	.332	.698	10
2020																						
2021	Tampa	.270	65	230	52	62	100	17	0	7	51	0	5	7	36	59	3	3	.378	.435	.813	13
	Hudson Valley	.264	36	129	19	34	68	4	3	8	22	0	0	2	24	34	1	1	.387	.527	.914	5
2022	FCL Yankees	.250	2	4	0	1	1	0	0	0	1	0	0	0	0	2	0	0	.250	.250	.500	0
	Tampa	.412	5	17	4	7	11	1	0	1	2	0	0	0	0	2	1	0	.412	.647	1.059	1
	Somerset	.289	64	239	36	69	142	16	0	19	52	0	1	6	25	54	3	0	.369	.594	.963	10
2023	Scranton/W-B	.247	137	523	82	129	232	24	2	25	89	0	8	5	65	131	4	0	.331	.444	.775	16
2024	Reno	.332	95	367	69	122	207	26	1	19	75	0	2	4	41	73	3	0	.403	.564	.967	9
	Rochester	.286	10	35	7	10	23	1	0	4	10	0	0	0	8	9	0	0	.419	.657	1.076	0
	Washington	.215	33	121	12	26	50	12	0	4	15	0	0	4	7	24	1	1	.280	.413	.693	0
	MLB TOTALS	.215	33	121	12	26	50	12	0	4	15	0	0	4	7	24	1	1	.280	.413	.693	0
	MINORS TOTALS	.263	627	2289	364	603	1050	125	11	100	394	3	23	37	282	543	19	10	.350	.459	.809	96

## CAREER

Corner infielder and designated hitter made his Major League debut in 2024 after eight Minor League seasons with Arizona (2024) and New York (2016-23).

- Was named the 2024 "Best Defensive Third Baseman" in the Triple-A Pacific Coast League in *Baseball America's* Best Tools survey.
- Has hit .286/.365/.521 with 68 doubles and 68 home runs in 314 games since the start of the 2022 season.

## 2024

Was acquired by Washington at the Trade Deadline...Had his contract selected on Aug. 13 and made his debut that night at Baltimore.

- Ranked among all Minor Leaguers in hits (1st, 132), RBI (3rd, 85), extra-base hits (5th, 51), OPS (6th, .997) and slugging percentage (8th, .572) at the time he was selected...Finished the season third in all of Minor League Baseball in OPS (.977), fourth in slugging (.572) and sixth in average (.328).
- Went 3-for-4 with three doubles in his Major League debut...The three extra-base hits were tied for the second-most in a debut in MLB history.
- He went on to record seven doubles in his first 12 games, the most in Nationals history...All told, 16 (12 2B, 4 HR) of his 26 hits went for extra bases.
- Ranked tied for third among all MLB rookies with 16 extra-base hits from Aug. 13-Sept. 22.
- Hit his first career home run on Aug. 27 vs. New York (AL) off Gerrit Cole.
- Capped off his year by helping Aguilas del Zulia to a Venezuelan Winter League Championship...Hit .323 with three doubles, five home runs, 14 RBI, a stolen base, eight walks and 11 runs scored in 22 games for manager Henry Blanco.

## 2023

Set career marks in nearly every offensive category in final season in the Yankees Minor League system.

- Led New York's system with 89 RBI and ranked in hits (2nd, 129), extra-base hits (2nd, 51), total bases (2nd, 232), home runs (3rd, 25), doubles (T4th, 24) and walks (T8th, 65).

## 2022

Ranked tied for third in New York's system with 20 home runs.

- Clubbed 37 extra-base hits in just 72 games between three levels of the Yankees organization.

## 2016-21

Advanced through New York's Minor League system.

- In 2021, he ranked fourth among Yankees Minor Leaguers in RBI (73) and walks (60) and seventh in runs (71) and hits (96)

## PERSONAL

Andrés Alfonso Chaparro.

## TRANSACTIONS

2015.....Signed with New York (AL) as a non-drafted free agent, July 2.

2023.....Signed with Arizona as a free agent, Nov. 19.

2024.....Acquired by Washington in exchange for right-handed pitcher Dylan Floro, July 30.

## AWARDS AND HONORS

- 2024.....Venezuelan Winter League Rookie of the Year
- 2024.....Pacific Coast League Player of the Week (July 7)
- 2024.....Pacific Coast League Player of the Week (April 21)
- 2023.....MiLB.com Organization All-Star
- 2022.....MiLB.com Organization All-Star
- 2022.....Eastern League All-Star (post-season)
- 2021.....MiLB.com Organization All-Star



# #3 DYLAN CREWS

@ d.crews25

X @ \_dc4\_

OF



**BORN / 2025 OPENING DAY AGE** **BATS / THROWS**  
2/26/02 Altamonte Springs, FL / 23 Right / Right

**MLB SERVICE / OPTIONS USED** **HEIGHT / WEIGHT**  
0.035 / 0 of 3 6'1" / 207

**ROUND / SCHOOL** **SIGNING SCOUT**  
1st Rd., 2023 Kevin Ham (WSH)  
Louisiana State University

**ACQUIRED**  
Selected in the first round (No. 2) in the 2023 First-Year Player Draft

**UPDATED 2025 STATS**  
Research Tool BASEBALL REFERENCE savant FAN GRAPHS

## CREWS CAREER RECORD

YR.	CLUB	AVG	G	AB	R	H	TB	2B	3B	HR	RBI	SH	SF	HP	BB	SO	SB	CS	OBP	SLG	OPS	E
2023	FCL Nationals	1.000	1	3	3	3	4	1	0	0	0	0	0	0	0	0	0	0	1.000	1.333	2.333	0
	Fredericksburg	.355	14	62	16	22	40	3	0	5	24	0	1	2	6	19	1	3	.423	.645	1.068	0
	Harrisburg	.208	20	72	7	15	20	5	0	0	5	0	1	4	8	19	3	3	.318	.278	.596	1
2024	Harrisburg	.274	51	186	26	51	83	11	3	5	38	0	3	5	16	50	15	3	.343	.446	.789	0
	Rochester	.265	49	211	34	56	96	10	3	8	30	0	2	5	20	42	10	2	.340	.455	.795	1
	Washington	.218	31	119	12	26	42	5	1	3	8	0	1	1	11	26	12	3	.288	.353	.641	0
MLB TOTALS		.218	31	119	12	26	42	5	1	3	8	0	1	1	11	26	12	3	.288	.353	.641	0
MINORS TOTALS		.275	135	534	86	147	243	30	6	18	97	0	7	16	50	130	29	11	.351	.455	.806	2

## CAREER

The No. 4 prospect in all of baseball entering the 2025 season according to MLB Pipeline.com and the No. 6 prospect, per Baseball America...Made his Major League debut in 2024 after just 135 Minor League games.

- Was cited by Baseball America as the "Best Hitter for Average" in Washington's system entering the 2024 and 2025 seasons.
- Winner of a Rawlings Minor League Gold Glove Award (CF) in 2024.
- One of the most accomplished and decorated players in the history of college baseball... Winner of the 2023 Golden Spikes Award.
- Led Louisiana State University to the 2023 National Championship.

## 2024

One of the top prospects in baseball made his Major League debut on Aug. 26...Washington's Minor League Hitter of the Year.

- Ranked in Washington's Minor League system in extra-base hits (2nd, 40), triples (2nd, 6), slugging percentage (3rd, .451), OPS (3rd, .793), RBI (3rd, 68), doubles (T3rd, 21), home runs (4th, 13), average (4th, .270) and stolen bases (T4th, 25) prior to his Major League call-up on Aug. 26.
- His 12 stolen bases led MLB rookies and ranked sixth in Major League Baseball from his call-up on Aug. 26 through the end of the season.
- Collected his first Major League hit (double) on Aug. 27 vs. New York (AL).
- Hit his first career home run on Aug 28 vs. NYY (Rodón)...Became the second National to hit a leadoff homer for his first career homer (Steve Lombardozzi).
- Capped his rookie season by going 6-for-10 (.600) with a double, triple, two walks, two stolen bases and three runs scored in his last three games.
- Was named the "Best Defensive Outfielder" in the International League by opposing managers and coaches.

## 2023

Embarked on his first professional season following the 2023 Draft...Reported to the FCL Nationals...Appeared in one game before being promoted.

- Was named Carolina League Player of the Week in his first week in the league...Went 12-for-29 (.414) with two doubles, three home runs - including a grand slam - and 14 RBI in six games during the week...Had a four-hit game and a five-hit game with six RBI along the way.
- Hit his first home run in his third career game, Aug. 6 vs. Salem (BOS)...Followed that with a grand slam the next day at Lynchburg (CLE).
- Finished strong, going 6-for-17 (.353) with two doubles, two RBI, four walks, one stolen base and four runs scored in the final five games of the season.

## COLLEGE

Hit .426/.567/.713 with 16 doubles, two triples, 18 home runs, 70 RBI, 71 walks, 46 strikeouts, six stolen bases and 100 runs scored in 71 games as he helped lead LSU to its seventh national championship in 2023...Was a consensus First-Team All-American in 2023 and 2022 and First-Team Freshman All-American in 2021... Became the first player to win Southeastern Conference Player of the Year in back-to-back-seasons (2022, 2023).

- Led the SEC and ranked among NCAA Division I hitters in runs (1st, 100), walks (1st, 71), hits (2nd, 110), on-base percentage (2nd, .567) and average (3rd, .426).
- Hit safely in 26 straight games from Feb. 19 to April 1 of the season...Hit .495 (49-for-99) with an .879 slugging percentage (11 2B, 9 HR) during the streak.
- Reached base safely in all 71 collegiate games in 2023, a streak that extended to 75 games dating to the end of the 2022 season.
- In 2022, was Louisiana State's first SEC Player of the Year since 2012, and his 22 home runs were the most by an LSU player since 2009.
- Was Second-Team All-SEC in 2021 after hitting 18 home runs, the most by a freshman in a single season in LSU history.

## PERSONAL

Dylan Gray Crews...Graduated from Lake Mary (Fla.) High School, where he was a four-year letter winner...Attended Louisiana State University.

- In 2019, he participated in the Perfect Game All-American Classic and the was an Under Armour All-American.
- Was a Team USA 14U and 18U Gold Medal Winner and a member of the 2021 Collegiate National Team...Was teammates with CJ Abrams and fellow 2023 Nationals draft pick Yohandy Morales on the 2018 18U team.

## TRANSACTIONS

2023....Selected by Washington in the first round (No. 2) of the First-Year Player Draft.



# #14 PAUL DEJONG

[X@RealPaulDeJong](#)

INF

**BORN / 2025 OPENING DAY AGE**  
8/2/93 Orlando, Fla. / 31

**BATS / THROWS**  
Right / Right

**MLB SERVICE / OPTIONS USED**  
7.057 / 1 of 3

**HEIGHT / WEIGHT**  
6'0" / 209

**ROUND / SCHOOL**  
4th Rd., 2015  
Illinois State University

**SIGNING SCOUT**  
Tom Lipari (STL)

**ACQUIRED**  
Signed as a free agent, Feb. 16, 2025

**UPDATED 2025 STATS**  
Research Tool

## DEJONG CAREER RECORD

YR.	CLUB	AVG	G	AB	R	H	TB	2B	3B	HR	RBI	SH	SF	HP	BB	SO	SB	CS	OBP	SLG	OPS	E
2015	Johnson City	.486	10	37	10	18	36	6	0	4	15	0	0	2	6	9	0	0	.578	.973	1.551	1
	Peoria	.288	56	219	32	63	96	12	3	5	26	0	2	3	23	43	13	4	.360	.438	.798	10
2016	Springfield	.260	132	496	62	129	228	29	2	22	73	0	6	10	40	144	3	2	.324	.460	.784	17
2017	Memphis	.299	48	177	27	53	101	9	0	13	34	1	1	2	9	46	0	2	.339	.571	.910	8
	St. Louis	.285	108	417	55	119	222	26	1	25	65	0	1	4	21	124	1	0	.325	.532	.857	12
2018	Memphis*	.308	4	13	3	4	9	2	0	1	3	0	1	0	1	4	0	0	.333	.692	1.025	0
	St. Louis	.241	115	436	68	105	189	25	1	19	68	0	5	12	36	123	1	1	.313	.433	.746	12
2019	St. Louis	.233	159	583	97	136	259	31	1	30	78	0	6	13	62	149	9	5	.318	.444	.762	7
2020	St. Louis	.250	45	152	17	38	53	6	0	3	25	0	4	1	17	50	1	0	.322	.349	.671	4
2021	Memphis*	.100	4	10	1	1	2	1	0	0	0	0	0	0	0	2	0	0	.100	.200	.300	0
	St. Louis	.197	113	356	44	70	139	10	1	19	45	0	2	9	35	103	4	1	.284	.390	.674	8
2022	Memphis	.249	51	201	36	50	111	10	0	17	54	0	7	2	20	52	1	1	.313	.552	.865	6
	St. Louis	.157	77	210	19	33	60	9	0	6	25	0	2	4	21	79	3	2	.245	.286	.531	7
2023	Palm Beach*	.111	3	9	1	1	1	0	0	0	2	0	0	0	0	3	0	0	.111	.111	.222	0
	Memphis*	.353	9	34	9	12	21	3	0	2	14	0	0	1	5	12	0	0	.450	.618	1.068	0
	St. Louis	.233	81	279	38	65	115	11	0	13	32	0	1	5	21	87	4	4	.297	.412	.709	3
	Toronto	.068	13	44	1	3	3	0	0	0	1	0	0	0	0	18	0	0	.068	.068	.136	0
	San Francisco	.184	18	49	2	9	14	2	0	1	5	0	1	0	0	16	0	0	.180	.286	.466	2
2024	Chicago (AL)	.228	102	337	39	77	145	14	0	18	41	0	3	9	14	112	2	1	.275	.430	.705	14
	Kansas City	.222	37	108	15	24	45	3	0	6	15	0	2	0	9	44	0	1	.277	.417	.694	1
MLB TOTALS		.229	868	2971	395	679	1244	137	4	140	400	0	27	57	236	905	25	15	.295	.419	.714	70
MINORS TOTALS		.277	317	1196	181	331	605	72	5	64	221	1	17	20	104	315	17	9	.340	.506	.846	42

\* - Rehab Assignment

## 2019 POSTSEASON

RD.	CLUB, OPP.	AVG	G	AB	R	H	TB	2B	3B	HR	RBI	SH	SF	HP	BB	SO	SB	CS	OBP	SLG	OPS	E
NLDS	STL vs. ATL	.222	5	18	2	4	5	1	0	0	2	0	0	0	2	8	0	0	.300	.278	.578	1
NLCS	STL vs. WSH	.250	4	12	1	3	3	0	0	0	0	0	0	0	1	6	0	0	.308	.250	.558	0

## 2020 POSTSEASON

RD.	CLUB, OPP.	AVG	G	AB	R	H	TB	2B	3B	HR	RBI	SH	SF	HP	BB	SO	SB	CS	OBP	SLG	OPS	E
NLWC	STL vs. SDP	.200	3	10	2	2	3	1	0	0	1	0	0	1	3	2	0	0	.429	.300	.729	1

## 2021 POSTSEASON

RD.	CLUB, OPP.	AVG	G	AB	R	H	TB	2B	3B	HR	RBI	SH	SF	HP	BB	SO	SB	CS	OBP	SLG	OPS	E
NLWC	STL vs. LAD	.000	1	1	0	0	0	0	0	0	0	0	0	0	0	1	0	0	.000	.000	.000	0

## 2022 POSTSEASON

RD.	CLUB, OPP.	AVG	G	AB	R	H	TB	2B	3B	HR	RBI	SH	SF	HP	BB	SO	SB	CS	OBP	SLG	OPS	E
NLWC	STL vs. PHI	.000	1	1	0	0	0	0	0	0	0	0	0	0	0	0	0	0	.000	.000	.000	0

## CAREER

A veteran of eight Major League seasons, a National League All-Star in 2019 and Rookie of the Year runner up in 2017, DeJong signed a one-year contract with Washington just prior to the start of Spring Training.

- Spent the majority of his career at shortstop before moving to third base in 2024.
- Hit 74 home runs in his first three big league seasons, the second-most in Cardinals history behind Albert Pujols (114).

## 2024

Hit 24 home runs in 139 games between Chicago and Kansas City...The 24 homers ranked ninth among American League infielders and 41 of his 101 hits (40.6%) went for extra bases.

- Transitioned to third base, producing five outs above average in 41 games, tied for fourth in the American League.
- His 16 home runs before the All-Star break were the second-most by a shortstop in White Sox history behind José Valentin's 18 homers in 2004.
- Slugged .449 with 19 of his 24 home runs against right-handed pitching.
- Posted a .482 slugging percentage (8 2B, 12 HR) in 53 games from April 30 to June 29.

## AWARDS AND HONORS

2019 .....Rawlings Gold Glove Finalist (NL SS)  
2019 .....National League All-Star at CLE  
2017 .....Baseball America All-Rookie Team  
2017 .....National League Rookie of the Month (July)  
2017 .....St. Louis' No. 14 prospect, per *Baseball America*  
2016 .....MiLB.com Organization All-Star  
2016 .....Texas League All-Star (mid-season)  
2016 .....St. Louis' No. 16 prospect, per *Baseball America*  
2015 .....Appalachian League Player of the Week (June 29)



## 2023

Began the season with St. Louis before being acquired by Toronto and eventually finishing the season with San Francisco.

- Hit .207 with 13 doubles, 14 homers, 28 RBI, 21 walks, four stolen bases and 41 runs scored in 112 games between the stops.

## 2022

Made his fifth consecutive Opening Day start at shortstop for the Cardinals.

- Hit his 100th career HR on Aug. 7, 2022 vs. New York (AL)...Became the second-fastest player in Cardinals history to reach that milestone (572 games), behind Albert Pujols (415 games).

## 2021

Hit 19 home runs in 113 games despite missing a month on the Injured List.

- Hit two home runs in the second game of the season, April 3 at Cincinnati.

## 2020

Ranked second on the club with 25 RBI despite missing 15 games to the Injured List.

- Hit .329/.416/.447 in 25 games from Aug. 24 to Sept. 15.

## 2019

Earned a National League All-Star selection and was a finalist for the Rawlings Gold Glove at shortstop.

- Set career marks in nearly every offensive category, including home runs (30), RBI (78), doubles (31), hits (136), runs (97), stolen bases (9), extra-base hits (62), walks (62) and hit-by-pitches (13).
- His 30 homers and 62 extra-base hits in set a single-season Cardinals records for a shortstop.
- Went 7-for-30 in nine Postseason games, including multi-hit efforts in Games 1 and 5 of the Division Series vs. Atlanta and in Game 3 of the League Championship Series vs. Washington.

## 2018

Hit 19 home runs in 115 games despite being on the Injured List from May 18 to July 5 with a fractured left hand.

- Clubbed his lone walk-off home run on Aug. 13 vs. Washington (Glover).

## 2017

Finished second in the National League Rookie of the Year voting behind Los Angeles' Cody Bellinger

- Ranked among the National League rookie leaders in doubles (T1st, 26), extra-base hits (T3rd, 52), total bases (T3rd, 222), hits (4th, 119), RBI (4th, 65), home runs (T4th, 25) and runs (5th, 55).
- Became the first Cardinals rookie to lead the team in homers (25) since Albert Pujols (37) in 2001.
- Had his contract select on May 28 and made his debut that night...Homered in his first career plate appearance, a pinch-hit, solo HR off Greg Holland.

## 2015-16

Advanced quickly through St. Louis' system, clubbing 31 home runs across his first two professional seasons (2015-16).

## PERSONAL

Paul Sterling DeJong...Graduated from Antioch (Ill.) High School and Illinois State University...Earned his degree in biochemistry with a pre-med emphasis.

- Was a walk-on at Illinois State...Led the Missouri Valley Conference with 14 home runs in 2015.
- Played second base, third base, shortstop, right field and catcher throughout his career.
- In 2022, the baseball facility was named the "Paul DeJong Baseball Training Facility" to recognize his financial commitment to the university.

## TRANSACTIONS

2014 ....Selected by Pittsburgh in the 38th round of the First-Year Player Draft (did not sign).

2015 ....Selected by St. Louis in the fourth round of the First-Year Player Draft.

2023 ....Acquired by Toronto along with cash considerations in exchange for right-handed pitcher Matt Swanson, Aug. 1.

2023 ....Signed with San Francisco as a free agent, Aug. 23.

2023 ....Signed with Chicago (AL) as a free agent, Nov. 27.

2024 ....Acquired by Kansas City in exchange for right-handed pitcher Jarold Rosado, July 30.

2025 ....Signed with Washington as a free agent, Feb. 16.



# #47 JOSE A. FERRER

@jose\_ferrer03

LHP

**BORN / 2025 OPENING DAY AGE** 3/3/00 Maimón, DOM / 25 **BATS / THROWS** Left / Left

**MLB SERVICE / OPTIONS USED** 1.094 / 1 of 3 **HEIGHT / WEIGHT** 6'1" / 235

**NAME PRONUNCIATION** Jose A. Ferrer (fur-AIR) **SIGNING SCOUT** Moises de la Mota (WSH)

**ACQUIRED**  
Signed as a non-drafted free agent, July 2, 2017

**UPDATED 2025 STATS**  
Research Tool

## FERRER CAREER RECORD

YEAR	CLUB	W	L	ERA	G	GS	CG	SHO	SV	IP	H	R	ER	HR	HB	BB	SO	SO/9	WP	BK	AVG
2017										DID NOT PITCH / Signed Late											
2018	DSL Nationals	1	1	3.60	14	0	0	0	0	30.0	28	21	12	0	6	11	53	15.90	9	0	.230
2019	GCL Nationals	2	3	2.91	9	2	0	0	0	21.2	13	8	7	0	5	13	24	9.97	5	0	.173
2020										DID NOT PITCH											
2021	FCL Nationals	0	4	2.78	17	0	0	0	2	37.2	31	18	11	1	5	9	47	11.86	7	0	.226
2022	Fredericksburg	1	0	1.42	13	0	0	0	2	19.0	12	4	3	1	0	1	24	11.37	0	0	.171
	Wilmington	2	1	2.56	28	0	0	0	9	38.2	32	15	11	6	0	9	43	10.01	1	0	.225
	Harrisburg	0	1	4.70	7	0	0	0	0	7.2	10	4	4	1	1	1	11	12.91	0	0	.323
2023	Rochester	4	3	3.83	34	0	0	0	0	40.0	42	22	17	4	3	20	33	7.43	7	0	.276
	Washington*	3	0	5.03	39	0	0	0	0	34.0	37	19	19	4	1	13	25	6.62	0	0	.289
2024	FCL Nationals*	1	0	2.70	3	0	0	0	0	3.1	2	1	1	0	0	1	5	13.50	0	0	.167
	Harrisburg*	0	0	1.69	5	0	0	0	0	5.1	1	1	1	0	0	3	4	6.75	0	1	.067
	Washington*	1	0	3.38	31	0	0	0	1	32.0	27	12	12	1	2	6	25	7.03	1	1	.227
MLB TOTALS		4	0	4.23	70	0	0	0	1	66.0	64	31	31	5	3	19	50	6.82	1	1	.259
MINORS TOTALS		11	13	3.00	130	2	0	0	13	201.1	171	94	67	13	20	68	244	10.91	29	1	.226

\* - Rehab Assignment

## CAREER

Hard-throwing, left-handed reliever rose through Washington's system thanks to a 2.94 ERA and 10.1 strikeouts per 9.0 innings in 99 Minor League outings from 2021-23.

- Enters 2025 having allowed only four extra-base hits (2 2B, 3B, HR) to left-handed batters (107 faced) in two Major League seasons.

## AWARDS AND HONORS

- 2023.....Washington's No. 20 prospect, per Baseball America
- 2022.....SiriusXM All-Star Futures Game at LAD

## 2024

After injuring his shoulder in Spring Training, returned to the active roster in late July and quickly became an anchor of Washington's bullpen.

- Was reinstated from the Injured List on July 19...Pitched to a 1.42 ERA (4 ER/25.1 IP) with 19 strikeouts and two walks from Aug. 10-end of the season.
- Walked just one batter with 18 strikeouts in 23.1 innings from Aug. 13 through the end of the season.
- Tossed career-best 12.0 scoreless innings from Aug. 10 to Sept. 3...Struck out 10 and issued just one walk over this stretch.
- Lefties hit .167 (7-for-42) with just one extra base hit (3B) against him...They went 2-for-22 (.091) with six strikeouts and no walks from Aug. 23-Sept. 28.
- Did not allow a homer until his last outing, Sept. 28 vs. Philadelphia...Was one of three MLB relievers with at least 30.0 innings to not allow a HR at that point.
- Earned his first career save, Sept. 15 vs. Miami.
- 2024 Pitch Mix: Sinkers (58.8%) Changeup (19.1%) Four-Seam (16.6%) Slider (5.5%)

## 2023

Became a relied upon member of Washington's bullpen after making his Major League debut on July 1 at Philadelphia (1.0 IP, 2 SO).

- Allowed just three extra-base hits to left-handed batters all season (2 2B, HR).
- Posted a .103 opponents' average (3-for-29) across 9.1 scoreless innings from Aug. 26-Sept. 16.
- Earned his first Major League win, July 25 vs Colorado (1.2 IP, 3 H, ER, 2 SO).
- 2023 Pitch Mix: Four-Seam (71.9%) Changeup (26.3%) Slider (1.8%).

## 2022

Enjoyed a breakout season, going 3-2 with 11 saves and a 2.48 ERA in 48 relief appearances...Recorded 78 strikeouts and 11 walks in 65.1 innings.

- Ranked among Nationals Minor Leaguers in saves (3rd, 11) and games (T3rd, 48)...His 11 saves ranked fifth in the South Atlantic League.
- Selected to participate in the 2022 SiriusXM All-Star Futures Game (0.1 IP, SO).
- Went 2-0 with six saves and a 0.86 ERA (3 ER/31.1 IP) in 22 games from June 5 to Aug. 11 while pitching for High-A Wilmington...That included an 18.2 scoreless innings streak from June 5 to July 10, the longest streak among South Atlantic League pitchers in 2022.

## 2018-21

Spent time with the Dominican Summer League Nationals followed by two seasons (2019, 2021) with the Florida Complex League Nationals.

- Did not pitch in 2020, but participated in Instructional League following the season.

## PERSONAL

Jose Alexander Ferrer.

## TRANSACTIONS

2017.....Signed as a non-drafted free agent, July 2.



# #67 KYLE FINNEGAN

Instagram KyleFinnegan22

X @KyleFinnegan22

RHP

BORN / 2025 OPENING DAY AGE 9/4/91 Detroit, Mich. / 33 BATS / THROWS Right / Right

MLB SERVICE / OPTIONS USED 5.000 / 0 of 3 HEIGHT / WEIGHT 6'2" / 198

ROUND / SCHOOL 6th Rd., 2013 SIGNING SCOUT Armann Brown (OAK) Texas State University

ACQUIRED Signed as a Major League free agent, Feb. 27, 2025

UPDATED 2025 STATS Research Tool Baseball Reference savant Fan Graphs

## FINNEGAN CAREER RECORD

YEAR	CLUB	W	L	ERA	G	GS	CG	SHO	SV	IP	H	R	ER	HR	HB	BB	SO	SO/9	WP	BK	AVG
2013	Vermont	3	3	2.70	11	11	0	0	0	50.0	43	18	15	0	1	12	35	6.30	2	0	.231
	Beloit	1	1	9.82	2	2	0	0	0	7.1	12	8	8	1	0	6	5	6.14	0	0	.375
2014	Beloit	7	9	3.69	23	23	1	1	0	119.2	99	53	49	12	4	52	55	4.14	3	0	.227
	Midland	0	1	11.81	1	1	0	0	0	5.1	10	7	7	3	1	1	6	10.13	1	0	.455
2015	Stockton	9	9	5.44	28	24	0	0	0	127.1	139	83	77	19	2	41	96	6.79	10	0	.275
2016	Stockton	1	0	3.32	13	0	0	0	1	21.2	19	8	8	1	0	12	28	11.63	3	0	.235
	Midland	1	3	2.14	30	0	0	0	6	42.0	31	13	10	3	1	20	41	8.79	1	0	.208
2017	Midland	1	3	3.19	29	0	0	0	9	36.2	36	13	13	4	1	8	36	8.84	5	0	.254
	Nashville	1	1	4.94	17	0	0	0	3	23.2	25	18	13	4	0	17	21	7.99	2	0	.275
2018	Nashville	0	2	7.13	13	0	0	0	1	17.2	22	16	14	2	0	7	17	8.79	2	0	.297
	AZL Athletics	0	0	18.00	2	2	0	0	0	2.0	4	4	4	0	0	1	3	13.50	2	0	.400
	Midland	1	1	2.16	21	0	0	0	13	25.0	18	11	6	0	0	11	28	10.08	1	0	.207
2019	Midland	0	1	1.59	21	0	0	0	9	22.2	16	5	4	0	1	7	36	14.29	4	0	.190
	Las Vegas	3	1	2.89	21	0	0	0	5	28.0	23	10	9	3	0	12	36	11.57	4	0	.228
2020	Washington	1	0	2.92	25	0	0	0	0	24.2	21	10	8	2	1	13	27	9.85	2	0	.226
2021	Washington	5	9	3.55	68	0	0	0	11	66.0	64	39	26	9	2	34	68	9.27	8	0	.251
2022	Washington	6	4	3.51	66	0	0	0	11	66.2	54	28	26	9	0	22	70	9.45	0	1	.221
2023	Washington	7	5	3.76	67	0	0	0	28	69.1	66	33	29	11	1	24	63	8.18	0	0	.254
2024	Washington	3	8	3.68	65	0	0	0	38	63.2	61	31	26	9	0	24	60	8.48	2	0	.249
MLB TOTALS		22	26	3.56	291	0	0	0	88	290.1	266	141	115	40	4	117	288	8.93	12	1	.242
MINORS TOTALS		28	35	4.03	232	63	1	1	47	529.0	497	267	237	52	11	207	443	7.54	40	0	.249

## CAREER

Right-handed reliever originally signed with the Nationals in Dec. 2019 after seven seasons in Oakland's system...Enters 2025 ranked third in Nationals history (2005-pres.) with 88 career saves, good for and 11th in Major League Baseball since 2020.

- Is a three-time winner of Washington's Pitcher of the Year award from the D.C. media.
- Earned his first National League All-Star selection in 2024.
- His 291 career relief appearances rank third in Nationals history.

## 2024

Washington's 2024 Pitcher of the Year for the second consecutive season and National League All-Star converted a career-high 38 saves.

- Ranked second in the National League and third in Major League Baseball with 38 saves.
- His 38 saves were the fourth-most in a season in Nationals history.
- Tossed 11.0 no-hit innings from April 13 to May 8...Opposing batters went 0-for-31 with 11 strikeouts and three walks against him during that streak...It was the second-longest hitless streak for any pitcher in Nationals history (2005-pres.) behind Max Scherzer's 16.0 inning streak, June, 14-26, 2015.
- Ranked second in the National League with 25 saves and pitched to a 2.45 ERA with 42 strikeouts, a 1.02 WHIP and a .190 opponents' batting average in 41 games (40.1 IP) out of Washington's bullpen prior to the All-Star break.
- Pitched to a 1.48 ERA (8 ER/36.1 IP) and a .171 opponents' average in 37 games from March 30 to July 3.
- Posted a 2.43 ERA (9 ER/33.1 IP) and a .171/.248/.282 opponents' slash line in 33 home games.
- 2024 Pitch Mix: Four-Seam (67.6%) Split Finger (26.8%) Slider (5.6%).

## 2023

Washington's 2023 Pitcher of the Year as voted on by the D.C. media.

- Led the Nationals and ranked seventh in the National League with a career-high 28 saves...Also won a career-high seven games.
- The only reliever in MLB with at least 28 saves and at least eight holds...Ranked tied for seventh in the NL with 18.2% inherited runners scored (min. 20 IR)
- Pitched to a 1.42 ERA (8 ER/50.2 IP) in 48 games from April 7-Aug. 17...Posted a team-best 14.2 scoreless innings streak from July 14-Aug. 17...This came after allowing eight runs in his first three outings of the season.
- Tossed more than 1.0 inning in 10 games...Tossed at least 2.0 innings on three occasions: 1.50 ERA (1 ER/6.0 IP), .105 opponents average (2-for-19).
- 2023 Pitch Mix: Four-Seam (70%) Split Finger (24.8%) Slider (5.2%).

## AWARDS AND HONORS

- 2024..... Washington's Pitcher of the Year (D.C. Media)  
2024..... National League All-Star at TEX  
2023..... Washington's Pitcher of the Year (D.C. Media)  
2021..... Washington's Pitcher of the Year (D.C. Media)  
2019..... Texas League All-Star (mid-season)  
2017..... Texas League All-Star (mid-season)  
2015..... California League Pitcher of the Week (May 18)  
2015..... Oakland's No. 25 prospect, per Baseball America  
2014..... Midwest League All-Star (mid-season)  
2014..... Oakland's No. 16 prospect, per Baseball America

## CLOSING TIME

Washington Nationals all-time saves list (2005-pres.):

Rk.	Player	Saves
1st	Chad Cordero (2005-08).....	113
2nd	Drew Storen (2010-15).....	95
3rd	Kyle Finnegan (2020-24).....	88

## TAKING THE BALL

Pitchers with at least 65 appearances the last four seasons:

Player	Total Games During Streak
Tyler Rogers (SFG).....	293
Emmanuel Clase (CLE).....	271
Phil Maton (CLE/HOU/TBR/NYM).....	271
Kyle Finnegan (WSH).....	266





## 2022

Led Washington's bullpen with 14 holds and was second on the club with 11 saves and a career-high 70 strikeouts.

- Posted a 2.02 ERA (8 ER/35.2 IP) and a .176 opponents' average in 34 games at home.
- Enjoyed his best stretch from July 3 to Sept. 1: 3-0, seven saves, two holds, 1.50 ERA (4 ER/24.0 IP), 20 SO, .154 opponents' average in 21 games.
- Finished the season strong, going 1-0 with 3 saves, a 0.90 ERA (1 ER/10.0 IP), 12 strikeouts and one walk in his final nine games.
- Pitched both ends of a doubleheader twice (4/20 vs. ARI, 6/17 vs. PHI).
- **2022 Pitch Mix:** Sinker (78.8%) Slider (12.2%) Split Finger (9%).

## 2021

Washington's 2023 Pitcher of the Year as voted on by the D.C. media.

- Led Washington relievers in games (1st, 68) and strikeouts (1st, 68) and his 11 saves ranked second behind Brad Hand (21).
- Became the closer and recorded his first career save on July 29 at Philadelphia...From that point, his 11 saves were tied for sixth in the National League.
- From July 20 through Sept. 12, went 2-4 with nine saves, a 0.74 ERA (2 ER/24.1 IP), 20 strikeouts, 11 walks and a .167 opponents' average.
- Recorded the fifth immaculate inning in Nationals history (2005-pres.) on May 5 vs. Atlanta.
- **2021 Pitch Mix:** Sinker (68.4%) Slider (19.4%) Split Finger (12.2%).

## 2020

Made Washington's Opening Day roster and his Major League debut after seven seasons in Oakland's Minor League seasons.

- Led the Nationals bullpen with 25 appearances in his first Major League experience...Offered scoreless relief in 21 of the 25 outings.
- Made his MLB debut, July 25 vs. New York Yankees (1.0 IP, H)...Recorded his first win, Aug. 22 vs. Miami (0.1 IP, SO).
- Tossed 2.0 gutsy innings on Sept. 11 vs. Atlanta, pitching the 10th and 11th innings with a runner on second base without allowing either to score.
- Capped the 2020 season with a 0.00 ERA (9.1 IP) with 10 strikeouts in his last eight outings.
- **2020 Pitch Mix:** Sinker (70.2%) Slider (20.8%),Split Finger (8.8%) Four-Seam (0.2%).

## 2013-19

Advanced through Oakland's Minor League system...Ranked 17th in all of Minor League Baseball with 47 saves from 2016-19...Went 28-for-30 in save opportunities combined in 2018-19.

- Led Oakland's system with 14 saves in 2019.
- Went 14-for-14 in save opportunities and ranked third in their system in saves in 2018.
- Transitioned to the bullpen in 2016...Went 2-3 with seven saves and a 2.54 ERA in 43 games between Single-A Stockton and Double-A Midland.

## PERSONAL

Kyle Edward Finnegan...Graduated from Kingwood (Texas) High School...Attended Texas State University.


- Is married to wife, Rachel...They have two daughters, Brayden and Carsen, and one son, Cooper...Carsen and Cooper are twins.

## TRANSACTIONS

**2013** .....Selected by Oakland in the sixth round of the First-Year Player Draft.

**2019** .....Signed with Washington as a Major League free agent, Dec. 8.

**2025** .....Signed with Washington as a free agent, Feb. 27.



# #2 LUIS GARCIA JR

@luisgarcia\_jr17

2B



**BORN / 2025 OPENING DAY AGE**      **BATS / THROWS**  
5/16/00 New York, N.Y. / 24      Left / Right

**MLB SERVICE / OPTIONS USED**      **HEIGHT / WEIGHT**  
3.142 / 3 of 3      6'2" / 226

**SIGNING SCOUT**  
Carlos Ulloa (WSH)

**ACQUIRED**  
Signed as a non-drafted free agent, July 2, 2016

**UPDATED 2025 STATS**  
Research Tool      BASEBALL REFERENCE      savant      FAN GRAPHS

## GARCÍA JR CAREER RECORD

YR.	CLUB	AVG	G	AB	R	H	TB	2B	3B	HR	RBI	SH	SF	HP	BB	SO	SB	CS	OBP	SLG	OPS	E
2016																						
2017	GCL Nationals	.302	49	199	25	60	77	8	3	1	22	2	1	0	9	32	11	2	.330	.387	.717	4
2018	Hagerstown	.297	78	296	48	88	119	14	4	3	31	4	4	0	19	49	8	5	.335	.402	.737	18
	Potomac	.299	49	204	34	61	84	7	2	4	23	2	2	1	12	33	4	1	.338	.412	.750	6
2019	Harrisburg	.257	129	525	66	135	177	22	4	4	30	7	3	1	17	86	11	5	.280	.337	.617	16
2020	Washington	.276	40	134	18	37	49	6	0	2	16	0	0	0	5	29	1	1	.302	.366	.668	6
2021	Rochester	.303	37	142	26	43	85	3	0	13	25	0	1	1	15	26	1	1	.371	.599	.970	14
	Washington	.242	70	236	29	57	97	18	2	6	22	0	0	0	11	43	0	2	.275	.411	.686	10
2022	Rochester	.308	45	185	39	57	96	7	4	8	32	0	2	0	18	36	3	0	.366	.519	.885	12
	Washington	.275	93	360	29	99	147	23	2	7	45	1	4	1	11	84	3	4	.295	.408	.703	16
2023	Washington	.266	122	447	61	119	172	18	4	9	50	1	7	0	27	60	9	4	.304	.385	.689	8
	Rochester	.268	25	97	15	26	37	8	0	1	13	0	3	0	8	13	2	0	.315	.381	.696	1
2024	Washington	.282	140	500	58	141	222	25	1	18	70	0	1	0	27	86	22	5	.318	.444	.762	10
MLB TOTALS		.270	465	1677	195	453	687	90	9	42	203	2	12	1	81	302	35	16	.302	.410	.712	50
MINORS TOTALS		.285	412	1648	253	470	675	69	17	34	176	15	16	3	98	275	40	14	.324	.410	.734	70

## CAREER

Left-handed hitting infielder enjoyed a breakout season in 2024...Made his Major League debut in 2020 as the youngest player in the big leagues.

- Ranks third among second basemen in Nationals history (2005-pres.) with 42 career home runs, 90 doubles and 203 RBI.
- Was Washington's Player of the Year (D.C. Media) in 2024 and the organization's Minor League Defensive Player of the Year in 2019.
- Made it to No. 2 on Washington's prospect list before making his debut.
- *Baseball America* rated him as the "Best Hitter for Average," the "Best Defensive Infielder" and the "Best Infield Arm" in Washington's system throughout his Minor League career.

## 2024

Voted Nationals Player of the Year by the D.C. Media after a breakout season.

- Led the Nationals in batting average (.282), RBI (70), OBP (.318), slugging percentage (.444), OPS (.762), hits (141) and average with runners in scoring position (.312) and set career marks in nearly every offensive category.
- Ranked second among NL second basemen in slugging, average, RBI and OPS.
- Recorded a career-high 22 stolen bases...He had 13 career stolen bases entering 2024.
- Was one of six players in Major League Baseball to hit over .280 with at least 40 extra-base hits and 20 stolen bases.
- Defensively, improved to four outs above average, per Baseball Savant...Had -4 outs above average in 2023.
- Ranked fourth in the National League with a .312 average after July 3 (min. 200 AB).
- Reached safely in 17 straight games (.339/.414/.484) from April 17 to May 10.
- Homered in back-to-back games, June 21-22 and again July 3-5.
- Hit his first career leadoff home run on Sept. 29 vs. Philadelphia (Nola).

## 2023

Made Washington's Opening Day Roster and appeared in 100 games for Washington before being optioned on August 3...Was eventually recalled on September 8.

- Matched a Nationals record (2005-pres.) with six hits, going 6-for-6 with two doubles, two RBI and three runs scored on May 26 at Kansas City...At 23 years, 10 days old, he became the second-youngest player in Major League history to record six hits in a 9.0-inning game behind San Francisco's Jesús Alou (22 years, 108 days) who did so on July 10, 1964 at Chicago (NL)...He is one of 74 players in Major League history to record at least six hits in a 9.0-inning game.
- Hit .304 with five doubles, three home runs, eight RBI, six walks, a stolen base and 15 runs scored in 22 games after he was recalled on Sept. 8.
- Went 19-for-47 (.404), five doubles, three home runs, six RBI, five walks, one stolen base, 13 runs in his final 14 games.
- Recorded a career-best four straight multi-hit games, May 5-8.

## AWARDS AND HONORS

- 2024.....Washington's Player of the Year (D.C. Media)
- 2022.....International League Player of the Week (April 18)
- 2021.....MiLB.com Organization All-Star
- 2021.....Triple-A East Offensive Player of the Week (June 6)
- 2020 ...Washington's No. 2 prospect, per *Baseball America*
- 2019.....Washington's Minor League Defensive Player of the Year
- 2019.....Washington's No. 3 prospect, per *Baseball America*
- 2019.....Arizona Fall League Rising Star
- 2018.....SiriusXM All-Star Futures Game at WSH
- 2018.....Washington's No. 6 prospect, per *Baseball America*
- 2017.....Washington's No. 7 prospect, per *Baseball America*

## REMEMBER Y2K?

Career hits by players born in the year 2000 or later:		
Rk.	Player	Hits
1st	Bobby Witt Jr. (KCR)	538
2nd	Julio Rodríguez (SEA)	480
3rd	Luis García Jr. (WSH)	453
4th	Michael Harris II (ATL)	387
5th	Gunnar Henderson (BAL)	350
6th	CJ Abrams (WSH)	341

2022

Opened the season with Triple-A Rochester before being recalled on June 1...From that point through the end of the season, he led the Nationals in average (.275), hits (99), doubles (23) and RBI (45)...He was second on the club in extra-base hits (32)and slugging percentage (.408).

- His 23 doubles were tied for 15th in the National League from June 1 through the end of the season.
- Hit .326/.333/.473 with 11 doubles, one triple, two homers, 14 RBI, one walk, one stolen base and 12 runs scored in his first 34 games after being called up
- Clubbed an eighth-inning, go-ahead, two-run homer on July 26 at Los Angeles (NL).
- Recorded a career-high 20-game on-base streak from Aug. 8 to Sept. 17.
- Transitioned from shortstop to second base when the Nationals acquired CJ Abrams from the San Diego Padres.

2021

Enjoyed four Major League stints...Became Washington's everyday second baseman from July 29 through the end of the season.

- From Aug. 31 through the end of the season, he led the National League with 12 doubles, tying with Jose Altuve and Whit Merrifield for the MLB lead...He added a triple and three home runs during this stretch and was tied for ninth in the National League with 16 extra-base hits.
- Capped the season hitting .293 (17-for-58) with five doubles, one home run, 11 RBI, one walk and six runs scored across his last 15 games.
- Recorded his first career multi-HR game, Aug. 4 vs. Philadelphia...At 21 years, 80 days old, became the youngest player in MLB to have a two-homer game since Juan Soto (8/18, 2019 vs. MIL).
- Career high 13 home runs with Triple-A Rochester were tied for first in Washington's system at time of recall on July 29.

2020

Opened the season at the Alternate Training Site (Fredericksburg)...Joined Washington on Aug. 14 when his contract was selected between games of the doubleheader...Made his MLB debut that night and recorded his first MLB hit, a single off Tommy Milone.

- Ranked among National League rookies (min. 135 PA) in batting average (3rd, .276), slugging percentage (4th, .366) and OPS (4th, .668).
- Hit his first MLB homer on Aug. 17 at Atlanta (Toussaint)...Hit game-winning, 10th-inn., two-run homer, Sept. 16 at Tampa Bay Rays (Anderson).
- In 17 games from Sept. 1-20, he hit .375 (21-for-56) with four doubles, one homer, six RBI, one walk and nine runs scored.

2017-19

Advanced through Washington's system, almost always as the youngest player in the league.

- Ranked tied for second in the Eastern League in hits (135) and seventh in runs scored (66) in 2019...Was the youngest player in the Eastern League.
- Selected to participate in the 2018 SiriusXM All-Star Futures Game...Ranked fifth in Washington's Minor League system with a .298 average... Was the youngest player in both the South Atlantic League (17 years old) and Carolina League (18 years old).
- Opened his professional career in 2017 in the Gulf Coast League in 2017...Ranked 10th in the league with a .302 batting average and third with 60 hits.

PERSONAL

Luis Victoriano García...Was born in New York...Moved to the Dominican Republic when he was three years old.

- Father, Luis García, is a former Major Leaguer.
- Was rated by Baseball America as the No. 3 prospect and as the No. 7 prospect by MLB.com in the 2016 international signing class...Was considered the "most exciting player" in the 2016 class by Baseball America.

TRANSACTIONS

2016 .....Signed with Washington as a non-drafted free agent, July 2.





# #36 STONE GARRETT

stonegarrett

X@stonegarrett\_

OF

BORN / 2025 OPENING DAY AGE

11/22/95 Sugar Land, Tex. / 29

BATS / THROWS

Right / Right

MLB SERVICE / OPTIONS USED

1.085 / 1 of 3

HEIGHT / WEIGHT

6'2" / 222

ROUND / SCHOOL

8th Rd., 2014

SIGNING SCOUT

Ryan Wardinsky (MIA)

George Ranch (TX.) High School

ACQUIRED

Signed as a Major League free agent, Nov. 29, 2022

UPDATED 2025 STATS

Research Tool

BASEBALL REFERENCE

savant

FAN GRAPHS

## GARRETT CAREER RECORD

YR.	CLUB	AVG	G	AB	R	H	TB	2B	3B	HR	RBI	SH	SF	HP	BB	SO	SB	CS	OBP	SLG	OPS	E
2014	GCL Marlins	.236	40	148	17	35	40	3	1	0	11	0	1	0	7	31	4	1	.269	.270	.540	5
2015	Batavia	.297	58	222	36	66	129	18	6	11	46	0	4	2	19	60	8	5	.352	.581	.933	2
2016	GCL Marlins	.143	3	7	1	1	1	0	0	0	0	0	0	0	2	3	1	0	.333	.143	.476	0
	Greensboro	.213	52	197	21	42	73	9	2	6	16	1	0	3	11	71	1	2	.265	.371	.636	3
2017	Jupiter	.212	94	373	37	79	117	24	1	4	29	2	1	2	21	126	8	1	.257	.314	.571	3
2018	GCL Marlins	.333	4	15	2	5	13	1	2	1	5	0	1	1	0	3	0	0	.353	.867	1.220	0
	Jupiter	.243	64	251	30	61	93	9	4	5	30	0	0	3	10	85	14	5	.280	.371	.651	3
2019	Jacksonville	.243	119	412	55	100	170	20	4	14	63	0	0	9	18	127	15	7	.289	.413	.702	4
2020																						
2021	Amarillo	.280	103	407	65	114	210	19	1	25	81	0	4	4	20	118	17	5	.317	.516	.833	4
	Reno	.000	2	5	0	0	0	0	0	0	0	0	0	0	1	1	0	0	.167	.000	.167	0
2022	Reno	.275	103	389	73	107	221	22	4	28	95	0	6	3	33	105	15	2	.332	.568	.900	2
	Arizona	.276	27	76	13	21	41	8	0	4	10	0	1	1	3	27	3	1	.309	.539	.848	0
2023	Rochester	.500	2	8	2	4	4	0	0	0	2	0	0	0	0	2	1	0	.500	.500	1.000	0
	Washington	.269	89	234	40	63	107	17	0	9	40	0	5	3	26	82	3	1	.343	.457	.800	2
2024	Harrisburg*	.269	8	26	2	7	8	1	0	0	2	0	0	0	7	7	1	0	.424	.308	.732	0
	Rochester*	.247	71	235	30	58	79	12	0	3	20	0	1	4	29	83	1	1	.338	.336	.674	2
	Washington	.600	2	5	2	3	7	1	0	1	3	0	0	0	1	0	0	0	.667	1.400	2.067	0
MLB TOTALS		.276	118	315	55	87	155	26	0	14	53	0	6	4	30	109	6	2	.341	.492	.833	2
MINORS TOTALS		.252	723	2695	371	679	1158	138	25	97	400	3	18	31	178	822	86	29	.304	.430	.734	28

\* - Rehab Assignment

## CAREER

Power-hitting outfielder quickly became a fan favorite in 2023.

- After being released by Miami in 2019, earned his real estate license...Signed with Arizona after messaging with a scout on LinkedIn.
- Was the only player in the Minor Leagues to have at least 25 homers and 15 stolen bases in 2021 and 2022.

## 2024

Spent the season rehabbing and recovering from a fractured left fibula.

- Was eventually recalled on Sept. 24, 2024...Homered in his first at-bat...Also doubled.
- Hit .311 with 11 doubles, three home runs, 14 RBI, 15 walks and 20 runs in final 41 games with Triple-A Rochester.

## 2023

Power-hitting outfielder enjoyed a productive season playing in 89 games before suffering a fractured left fibula that ended his season on August 23.

- Hit .321 with two doubles, a homer, four RBI, six runs and two stolen bases off the bench.
- Recorded a career-high four hits (2 2B, HR) and a career-high five RBI, on April 8 at Colorado...Went 6-for-10 (.600) in the four-game series in Colorado.
- Recorded first career multi-HR game, Aug. 16 vs. Boston...Hit first career grand slam June 6 vs. Arizona off his best friend, Tommy Henry.

## 2022

In his second season in Arizona's system, eventually made his Major League debut on Aug. 17 vs. San Francisco...Recorded first hit that night (2B off Rodon).

- Recorded hits in four of his first five at bats, including three doubles...Hit safely in 10 of his first 12 games (16-for-39, 4 2B, 3 HR, 7 RBI, 3 BB, 3 SB).
- Hit his first Major League home run on Aug. 28 at White Sox (Cease).
- Ranked among all Minor Leaguers in RBI (T2nd, 96), home runs (T4th, 28), extra-base hits (T6th, 54) and total bases (10th, 221) at the time of his promotion

## 2014-21

Advanced to become one of Miami's top 10 prospects, reaching as high as No. 4 in 2016...Did not play in 2020 and returned with Arizona in 2021.

- Enjoyed his best season in 2015, garnering All-Star awards from Baseball America, MiLB.com and the New York-Penn League.

## PERSONAL

Gregory Stone Garrett...Graduated from George Ranch (Tex.) High School...Committed to Rice University in Houston but signed with Miami.

## TRANSACTIONS

2014 ....Selected by Miami in eighth round of First-Year Player Draft.

2021 ....Signed with Arizona as a free agent, March 12.

2022 ....Signed with Washington as a Major League free agent, Nov. 29.



# #1 MACKENZIE GORE

@mgore1\_

@Mgore181

LHP

**BORN / 2025 OPENING DAY AGE** BATS / THROWS  
2/24/99 Wilmington, N.C. / 26 Left / Left

**MLB SERVICE / OPTIONS USED** HEIGHT / WEIGHT  
2.000 / 0 of 3 6'2" / 195

**ROUND / SCHOOL** SIGNING SCOUT  
1st Rd., 2017 (No. 3) Nick Brannon (SD)  
Whiteville (NC) High School

**ACQUIRED**  
Via trade with CJ Abrams, Robert Hassell III, James Wood, Jarlin Susana and Luke Voit from the San Diego Padres for Josh Bell and Juan Soto, Aug. 2, 2022

**UPDATED 2025 STATS**  
Research Tool BASEBALL REFERENCE savant FAN GRAPHS

## GORE CAREER RECORD

YEAR	CLUB	W	L	ERA	G	GS	CG	SHO	SV	IP	H	R	ER	HR	HB	BB	SO	SO/9	WP	BK	AVG
2017	AZL Padres	0	1	1.27	7	7	0	0	0	21.1	14	5	3	0	1	7	34	14.34	1	0	.184
2018	Fort Wayne	2	5	4.45	16	16	0	0	0	60.2	61	35	30	5	5	18	74	10.98	9	0	.260
2019	Lake Elsinore	7	1	1.02	15	15	0	0	0	79.1	36	9	9	4	2	20	110	12.48	4	0	.137
	Amarillo	2	1	4.15	5	5	0	0	0	21.2	20	10	10	3	1	8	25	10.38	2	0	.250
2020	University of San Diego																				
	Alternate Training Site																				
2021	AZL Padres	1	0	1.65	3	3	0	0	0	16.1	13	3	3	0	1	4	22	12.2	2	0	.220
	Fort Wayne	0	1	5.40	1	1	0	0	0	5.0	3	3	3	0	0	4	5	9.00	0	0	.176
	San Antonio	0	0	3.00	2	2	0	0	0	9.0	6	3	3	0	0	8	16	16.00	1	0	.182
	El Paso	0	2	5.85	6	6	0	0	0	20.0	24	17	13	3	1	12	18	8.10	1	0	.289
2022	El Paso	0	0	0.00	1	1	0	0	0	5.0	2	0	0	0	0	0	7	12.60	0	0	.125
	San Diego	4	4	4.50	16	13	0	0	0	70.0	66	35	35	7	4	37	72	9.30	6	0	.248
	Rochester	0	1	5.25	4	4	0	0	0	12.0	16	7	7	3	1	4	9	6.75	1	0	.320
2023	Washington	7	10	4.42	27	27	0	0	0	136.1	134	71	67	27	1	57	151	9.97	6	0	.258
2024	Washington	10	12	3.90	32	32	0	0	0	166.1	171	93	72	15	11	65	181	9.79	14	0	.263
MLB TOTALS		21	26	4.20	75	72	0	0	0	372.2	371	199	174	49	16	159	404	9.76	26	0	.259
MINORS TOTALS		12	12	2.91	60	60	0	0	0	250.1	195	92	81	18	12	85	320	11.50	21	0	.214

## CAREER

Hard-throwing left-hander has emerged as one of the top arms in Washington's rotation and one of the top young arms in Major League Baseball.

- Ranks among left-handed pitchers in strikeouts (6th, 332) and strikeouts per 9.0 innings (7th, 9.87) since the start of the 2023 season.
- His 181 strikeouts in 2024 were fifth-most by a left-handed pitcher in Nationals history (2005-pres.) and most by a Nationals pitcher since 2019.
- Was the 2017 Gatorade Male High School Athlete of the Year, just the second baseball player to win the award at the time (Dylan Bundy, 2011; Bobby Witt Jr., 2019; Max Clark, 2023).

## 2024

Set career highs in strikeouts, starts and innings pitched while lowering his ERA and home run total in his second full season in Washington.

- Ranked in the National League in home runs per 9.0 innings (5th, 0.81) and strikeouts per 9.0 innings (7th, 9.79).
- His 3.90 ERA was the lowest by a Nationals starting pitcher since 2019 (excluding 2020).
- Started strong, posting a 2.91 ERA (19 ER/58.2 IP), 72 strikeouts and 17 walks in his first 11 starts of the season.
- Ranked fifth in MLB with a 1.55 ERA (7 ER/40.2 IP) from Aug. 23 to the end of the season...Opposing batters hit .181 against him over this stretch.
- His changeup produced a 51.2% whiff rate, fifth best among all changeups in Major League Baseball.
- Matched a career-high with 11 strikeouts on April 13 at Oakland (5.0 IP, 4 H, BB, 11 SO).
- Took a no-hitter into the seventh inning on Sept. 21 at Chicago (NL)...Struck out nine batters in 7.0 innings of one-hit, one-run ball to earn the win.
- **2024 Pitch Mix:** Four-Seam (55.3%) Curveball (19.6%) Slider (14.3%) Changeup (9.3%) Sweeper (1.6%)

## 2023

Made a career-high 27 starts in his first season with the Nationals...Led the pitching staff with 151 strikeouts.

- Ranked seventh in the National League with 9.97 strikeouts per 9.0 innings (min. 135.0 IP)...Ranked among NL lefties in strikeouts per 9.0 innings (3rd, 9.97), strikeouts (5th, 151) and opponents' average (5th, .258).
- Started strong, going 3-2 with a 3.29 ERA (15 ER/41.0 IP), 51 strikeouts and 21 walks in his first eight starts...Recorded a career-high 11 strikeouts on May 28 at Kansas City.
- Facing his former club on June 25, struck out the first six batters and nine in total...The six strikeouts to begin a game was a franchise (MON/WSH) record.
- **2023 Pitch Mix:** Four-Seam (59.5%) Curveball (18.8%) Slider (18.2%) Changeup (2.9%) Sweeper (0.6%).

## AWARDS AND HONORS

**2022**.....San Diego's No. 4 prospect, per *Baseball America*  
**2021**.....San Diego's No. 1 prospect, per *Baseball America*  
**2020**.....San Diego's No. 1 prospect, per *Baseball America*  
**2019**.....MLB.com Organization All-Star  
**2019**.....*Baseball America* Minor League All-Star  
**2019**.....California League All-Star (mid and post-season)  
**2019**.....SiriusXM All-Star Futures Game at CLE  
**2019**.....California League Pitcher of the Week (May 5)  
**2019**.....California League Pitcher of the Week (April 14)  
**2019**.....San Diego's No. 2 prospect, per *Baseball America*  
**2018**.....San Diego's No. 2 prospect, per *Baseball America*  
**2017**.....*Baseball America* Minor League All-Star  
**2017**.....Gatorade National High School Male Athlete of the Year  
**2017**.....*Baseball America* High School Player of the Year



## 2022

Made his Major League debut with San Diego on April 15 vs. Atlanta... Earned his first win in his next start, April 20 vs. Cincinnati.

- Struck out 10 batters, April 27 at Cincinnati and June 4 at Milwaukee.
- Was on the Injured List (left elbow inflammation) at the time of the trade.
- 2022 Pitch Mix:** Four-Seam (60.9%) Curveball (18%) Slider (15.7%) Changeup (5.3%).

## 2017-21

Advanced through San Diego's system as one of the top prospects in all of baseball...Entered 2020 as the No. 6 prospect in all of baseball and 2021 as the No. 10 prospect, according to Baseball America...Posted a 2.56 ERA and 12.0 SO/9.0 in 43 games from 2017 to 2019

- Spent the 2020 season at San Diego's Alternate Training Site.
- In 2019, led Minor League Baseball (min. 100.0 IP) in ERA (1.69) and WHIP (0.83)...Ranked third in the system in strikeouts (135) despite making 20 starts.

## PERSONAL

MacKenzie Evan Gore...Was the Gatorade National High School Athlete of the Year for all sports in 2017...Led Whiteville (N.C.) HS to three state titles in four years

- As a senior, went 11-0 with a 0.19 ERA (2 ER) and 158 strikeouts (5 BB) in 74.1 innings...Struck out all 15 batters in 5.0 perfect innings in one start... Also hit .480 with six home runs, 25 RBI and an .880 slugging percentage.

## TRANSACTIONS

**2017**.....Selected in the first round (No. 3 overall) in the First-Year Player Draft.

**2022**.....Acquired by Washington with shortstop CJ Abrams, outfielder Robert Hassell III, outfielder James Wood, right-handed pitcher Jarlin Susana and first baseman/designated hitter Luke Voit from the San Diego Padres in exchange for outfielder Juan Soto and first baseman Josh Bell on Aug. 2, 2022.





# #40 JOSIAH GRAY

@jojo\_gray21

X@JGray\_

RHP



**BORN / 2025 OPENING DAY AGE** 12/21/97 New Rochelle, N.Y. / 27  
**BATS / THROWS** Right / Right  
**MLB SERVICE / OPTIONS USED** 3.075 / 0 of 3  
**HEIGHT / WEIGHT** 6'1" / 209  
**ROUND / SCHOOL** 2nd Rd., 2018  
Le Moyne (NY) College  
**SIGNING SCOUT** Lee Seras (CIN)

**ACQUIRED**  
Via trade with Keibert Ruiz, Gerardo Carrillo and Donovan Casey from the Los Angeles Dodgers in exchange for Trea Turner and Max Scherzer, July 30, 2021

**UPDATED 2025 STATS**  
Research Tool BASEBALL REFERENCE savant AL FAN GRAPHS

## GRAY CAREER RECORD

YEAR	CLUB	W	L	ERA	G	GS	CG	SHO	SV	IP	H	R	ER	HR	HB	BB	SO	SO/9	WP	BK	AVG
2018	Greeneville	2	2	2.58	12	12	0	0	0	52.1	29	17	15	1	2	17	59	10.15	5	0	.155
	Great Lakes	1	0	1.93	5	5	0	0	0	23.1	13	5	5	0	1	7	26	10.03	0	1	.165
	Rancho Cucum.	7	0	2.14	12	12	0	0	0	67.1	52	20	16	3	3	13	80	10.69	0	0	.209
	Tulsa	3	2	2.75	9	8	0	0	0	39.1	33	14	12	0	3	11	41	9.38	3	0	.228
2020	Univ. Southern California	Alternate Training Site																			
2021	Oklahoma City	1	1	2.87	4	3	0	0	0	15.2	8	5	5	3	0	2	22	12.64	1	0	.145
	Los Angeles (NL)	0	0	6.75	2	1	0	0	0	8.0	7	6	6	4	0	5	13	14.63	1	0	.233
	Washington	2	2	5.31	12	12	0	0	0	62.2	56	38	37	15	2	28	63	9.05	6	0	.238
2022	Washington	7	10	5.02	28	28	0	0	0	148.2	136	84	83	38	8	66	154	9.2	7	0	.239
2023	Washington	8	13	3.91	30	30	0	0	0	159.0	152	72	69	22	9	80	143	8.09	9	0	.251
2024	Washington	0	2	14.04	2	2	0	0	0	8.1	15	13	13	2	0	5	9	9.72	0	0	.405
	Harrisburg*	0	0	3.00	2	2	0	0	0	9.0	7	3	3	1	0	3	7	7.00	0	0	.212
	Rochester*	0	0	8.00	2	2	0	0	0	9.0	10	8	8	2	1	1	5	5.00	0	0	.278
MLB TOTALS		17	27	4.84	74	73	0	0	0	386.2	366	213	208	81	19	184	382	8.89	23	0	.248
MINORS TOTALS		14	6	2.75	47	45	0	0	0	219.0	155	75	67	11	11	55	242	9.95	9	1	.195

\* - Rehab Assignment

## CAREER

Right-hander acquired at the 2021 Trade Deadline has emerged as a leader in the clubhouse and in the community.

- Earned his first National League All-Star selection in 2023 and was named the "Good Guy" by D.C. Media.
- Is the Player Ambassador to Washington's Youth Baseball Academy.
- Was originally selected by Cincinnati in the second round (No. 72 overall) of the 2019 First-Year Player Draft out of Le Moyne College in Syracuse, New York...Was acquired by the Dodgers on his 21st birthday, Dec. 21, 2018.

## 2024

Made two starts, including his first career Opening Day start, before missing the rest of the season with a right elbow/forearm injury.

- Placed on 15-day IL on April 9...Was sent on rehab assignment before undergoing season-ending Tommy John surgery in July.
- **2024 Pitch Mix:** Cutter (24.4%) Four-Seam (22.2%) Slider (11.9%) Curveball (10.8%) Sweeper (10.8%) Changeup (10.2%) Sinker (9.7%)

## 2023

Represented the Nationals in 2023 All-Star Game for the first time...Was voted "Good Guy" by the D.C. media.

- Ranked 10th in the National League with a 3.30 ERA through the month of June, earning him his first career selection...Ranked second in Major League Baseball with a 2.39 road ERA during this same stretch.
- For the season, ranked sixth in Major League Baseball (3rd in NL) with a 2.97 road ERA.
- Excelled with runners in scoring position, ranking in the NL opponents' slugging (2nd, .232) and opponents' average (3rd, .195)... Allowed just four extra-base hits with RISP (3 2B, HR) and zero with the bases loaded.
- Posted career-highs in wins (8), starts (30) and innings (159.0)...Posted a 2.55 ERA (19 ER/67.0 IP) with five homers allowed in 12 starts from April 6 to June 9.
- Finished strong, pitching to a 2.01 ERA (4 ER/17.1 IP) with 21 strikeouts and five walks in his last three starts.
- Allowed 16 fewer home runs in 2023 (22) than he did in 2022 (38).
- **2023 Pitch Mix:** Slider (24.6%) Cutter (17.8%) Sinker (17.2%) Four-Seam (17%) Curveball (16.2%) Sweeper (5.5%) Changeup (1.6%).

## 2022

Embarked on his first full Major League season eventually leading the staff with 154 strikeouts.

- Ranked ninth in the National League (min. 135.0 IP) with 9.32 strikeouts per 9.0 innings and eighth in MLB in slider whiff percentage (38%).
- Went 2-0 with a 1.24 ERA (4 ER/29.0 IP), 31 strikeouts, three homers and .155 opponents' average in five starts from May 29-June 25.
- Tossed 17.0 consecutive scoreless innings from June 3-25, the second-longest streak on the Nationals.
- Tossed a career-high 7.0 innings on June 25 at Texas...Struck out a career-high 11 batters on July 6 at Philadelphia...In his final start of the season, allowed one earned run on two hits in 6.0 innings on Sept. 28 vs. Atlanta.
- Recorded three 10+ strikeout games.
- **2022 Pitch Mix:** Four-Seam (39.2%) Slider (29.5%) Curveball (24.8%) Sinker (3.7%) Changeup (2.8%).

## AWARDS AND HONORS

- 2023**.....National League All-Star at SEA
- 2023**....."Good Guy" Award (D.C. Media)
- 2023**.....Clemente Award Team Nominee
- 2021**.....Washington's No. 3 prospect, per *Baseball America* (following trades)
- 2021**.....Los Angeles' No. 2 prospect, per *Baseball America*
- 2020**.....Los Angeles' No. 6 prospect, per *Baseball America*
- 2019**.....Los Angeles' Minor League Pitcher of the Year
- 2019**.....MiLB.com Organization All-Star
- 2019**.....Texas League Pitcher of the Week (Aug. 4)
- 2019**.....Los Angeles' No. 2 prospect, per *Baseball America*
- 2018**.....Baseball America Rookie League All-Star
- 2018**.....Appalachian League Pitcher of the Week (July 8)

2021

- Was acquired at the Trade Deadline and reported to D.C...Made his first start with Washington on Aug. 2 vs. Philadelphia (5.0 IP, 4 H, ER, 2 BB, 2 SO).
- Struck out a career-high 10 batters in his second start on Aug. 7 at Atlanta...Became just the second pitcher in Nationals history (2005-pres.) to record at least 10 strikeouts in one of his first two starts with the team (Stephen Strasburg, first start on 6/8/2010 vs. PIT).
  - Earned his first career win on Sept. 22 at Miami (6.0 IP, 6 H, 2 ER, BB, 8 SO).
  - Finished the season strong, going 2-0 with a 3.12 ERA (6 ER/17.1 IP), a .203 opponents' average, 19 strikeouts and six walks in his final three starts of the season...Allowed just two home runs in his final four starts after surrendering 17 home runs in his first 10 outings of the season.
  - With Los Angeles, had his contract selected on July 20 and made his Major League debut that day against the San Francisco Giants...Tossed 4.0 innings out of the bullpen behind an opener (4 ER, 4 H, 7 SO)...Made his first Major League start on July 25 vs. Colorado (4.0 IP, 2 H, ER, 3 H, 4 BB, 6 SO).
  - 2021 Pitch Mix:** Four-Seam (51.7%) Curve (25.1%) Slider (20%) Changeup (3.2%)

2020

Spent the season at Los Angeles' Alternate Training Site (USC).

2019

- Los Angeles' 2019 Minor League Pitcher of the Year after leading all Dodgers Minor Leaguers with 147 strikeouts against just 31 walks in 130.0 innings pitched.
- Went 11-2 with a 2.28 ERA in 26 games (25 starts) across three levels of Los Angeles' system...Also ranked among Dodgers Minor Leaguers in wins (11st, 11), starts (11st, 25) and innings pitched (3rd, 130.0).

2018

- Spent the entirety of his first professional season with Cincinnati's Rookie-Level Greeneville, where he posted a 2-2 record and 2.58 ERA in 12 starts.
- Named a Baseball America Rookie All-Star after ranking third in starts and fifth in strikeouts in the Appalachian League.
  - Ranked among top Greeneville Reds in WHIP (2nd, 0.879), innings (3rd) and ERA (4th).

PERSONAL

- Josiah Gray...Graduated from New Rochelle (N.Y.) High School...Attended Le Moyne College in Syracuse, New York.
- Was named the 2018 NCAA Division II Pitcher of the Year by the National Collegiate Baseball Writers Association after going 11-0 with a 1.25 ERA and 105 strikeouts in his junior season...Was also named First-Team All-American by the NCBWA and the American Baseball Coaches Association.
  - Went 12-2 with a 1.92 ERA in 34 games (13 starts) in his three collegiate seasons...Was the second highest drafted player from Le Moyne, behind only Jon Ratliff (24th overall by CHI, 1993).

TRANSACTIONS

- 2018** ....Selected by Cincinnati in the second round of the First-Year Player Draft.
- 2018** ....Acquired by Los Angeles (NL) along with infielder Jeter Downs and right-handed pitcher Homer Bailey in exchange for infielder Kyle Farmer, outfielder Matt Kemp, outfielder Yasiel Puig and left-handed pitcher Alex Wood, Dec. 21.
- 2021**.....Acquired by Washington along with catcher Keibert Ruiz, right-handed pitcher Gerardo Carrillo and outfielder Donovan Casey in exchange for right-handed pitcher Max Scherzer and shortstop Trea Turner, July 30, 2021.



#74 MARQUIS GRISSOM JR.



marquisjr9 @marquisjr9

RHP

BORN / 2025 OPENING DAY AGE 7/19/01 Los Angeles, Calif. / 23 BATS / THROWS Right / Right

MLB SERVICE / OPTIONS USED 0.000 / 0 of 3 HEIGHT / WEIGHT 6'2" / 202

ROUND / SCHOOL 13th Rd., 2022 Georgia Tech SIGNING SCOUT Tommy Jackson (WSH)

ACQUIRED Selected in the 13th round of the 2022 First-Year Player Draft

UPDATED 2025 STATS Research Tool BASEBALL REFERENCE savant FAN GRAPHS

GRISSOM JR. CAREER RECORD

YEAR	CLUB	W	L	ERA	G	GS	CG	SHO	SV	IP	H	R	ER	HR	HB	BB	SO	SO/9	WP	BK	AVG
2022	FCL Nationals	0	0	2.45	3	0	0	0	0	3.2	4	2	1	0	0	2	2	4.91	1	0	.267
	Fredericksburg	0	1	4.26	4	0	0	0	0	6.1	6	3	3	0	0	3	4	5.68	0	0	.231
2023	Fredericksburg	4	2	2.18	31	0	0	0	11	41.1	33	12	10	1	3	13	39	8.49	1	6	.213
2024	Wilmington	2	1	1.25	14	0	0	0	4	21.2	17	4	3	0	1	7	26	10.80	3	1	.210
	Harrisburg	0	1	2.87	27	0	0	0	5	31.1	26	15	10	4	2	6	30	8.62	1	0	.224
MINORS TOTALS		6	5	2.33	79	0	0	0	20	104.1	86	36	27	5	6	31	101	8.71	6	7	.219

CAREER

Right-handed reliever will take part in his first Major League Spring Training after he was selected in the 13th round of the 2022 First-Year Player Draft. One of only seven pitchers in all of Minor League Baseball to amass 20 saves with a sub-3.00 ERA over the last two seasons. Is the son of 17-year Major League veteran Marquis Grissom, who played for the Montreal Expos from 1989-94 and won a World Series with the Atlanta Braves in 1995.

2024

Built off a breakout 2023 by combining to go 2-2 with a 2.21 ERA and nine saves in 41 games between High-A Wilmington and Double-A Harrisburg. Struck out 56 in 53.0 inning between High-A and Double-A. Struck out 17 in 11.1 innings in seven games in April, including striking out the side on April 28. Tossed 13.0 consecutive scoreless innings in Double-A from June 29-Aug. 7 where he struck out 11 without issuing a walk in 11 games. Worked 12 scoreless appearances out of 14 total games for High-A Wilmington, including his last seven outings (10.1 IP) before he was promoted to Double-A. Went 5-for-6 in save opportunities for Double-A Harrisburg, including converting his final three while allowing just one hit (3.0 IP, one hit, three strikeouts).

2023

Led the Nationals Minor League system with 11 saves, while holding opposing hitters to a .213 average against. Pitched to a career-best 2.18 ERA (10 ER/ 41.1 IP) with 39 strikeouts in 31 appearances with Single-A Fredericksburg. Did not allow a run in 21 of 31 games.

2022

Reported to the Florida Complex League after he was drafted in the 13th round of the First Year Player Draft. After pitching in three games in the FCL, he was promoted to Single-A Fredericksburg on Aug. 25.

PERSONAL

Marquis Deon Grissom Jr....Graduated from Counterpane School in Atlanta, Ga....Attended Georgia Tech. Pitched two seasons at Georgia Tech going 5-8 with a 5.69 ERA and one save...Pitched in 27 games, making 21 starts...Struck out 88 in 91.2 innings. Named a First-Team Perfect Game All-American in 2019 as a senior in high school...Named honorable mention Perfect Game All-American in 2017-18.

TRANSACTIONS

2022....Selected in the 13th round of the First-Year Player Draft.





#57 ROBERT HASSELL III



roberthassell3 @robert\_hassell3

OF

**BORN / 2025 OPENING DAY AGE** 8/15/01 Franklin, Tenn. / 23 **BATS / THROWS** Left / Left  
**MLB SERVICE / OPTIONS USED** 0.000 / 0 of 3 **HEIGHT / WEIGHT** 6'2" / 186  
**ROUND / SCHOOL** 1st Rd., 2020 (No. 8) **SIGNING SCOUT** Tyler Stubblefield (SDP)  
Independence (Tenn.) High School

**ACQUIRED**  
Via trade with CJ Abrams, MacKenzie Gore, James Wood, Jarlin Susana and Luke Voit from the San Diego Padres for Josh Bell and Juan Soto, Aug. 2, 2022

**UPDATED 2025 STATS**

HASSELL III CAREER RECORD

YR.	CLUB	AVG	G	AB	R	H	TB	2B	3B	HR	RBI	SH	SF	HP	BB	SO	SB	CS	OBP	SLG	OPS	E
2021	Lake Elsinore	.323	92	365	77	118	176	31	3	7	65	0	4	3	57	74	31	6	.415	.482	.897	7
	Fort Wayne	.205	18	78	10	16	32	2	1	4	11	0	0	0	9	25	3	0	.287	.410	.697	1
2022	Fort Wayne	.299	75	304	49	91	142	19	1	10	55	0	2	2	38	66	20	3	.379	.467	.846	1
	Wilmington	.211	10	38	9	8	9	1	0	0	3	0	1	0	6	12	3	0	.311	.237	.548	0
	Harrisburg	.222	27	108	9	24	32	5	0	1	12	0	0	1	13	35	1	0	.311	.296	.607	1
2023	Fredericksburg	.189	15	53	12	10	16	1	1	1	4	0	0	0	16	9	2	0	.377	.302	.679	2
	Harrisburg	.225	106	414	54	93	134	15	1	8	37	2	3	5	52	152	13	5	.316	.324	.640	3
2024	Harrisburg	.271	60	229	33	62	85	6	1	5	21	1	2	3	29	55	12	4	.357	.371	.728	2
	Wilmington*	.259	8	27	6	7	10	1	1	0	4	0	1	0	1	4	0	0	.276	.370	.646	0
	Rochester	.125	17	64	5	8	10	2	0	0	3	0	0	0	5	17	3	0	.188	.156	.344	0
MINORS TOTALS		.260	428	1680	264	437	646	83	9	36	215	3	13	14	226	449	88	18	.350	.385	.735	17

CAREER

Left-hander with the ability to play all three outfield positions...Was added to Washington's 40-man roster in November.

- Is the "Best Defensive Outfielder" in Washington's system, per *Baseball America*.
- Is entering his third full season in Washington's organization after being acquired at the 2022 Trade Deadline.

2024

Opened the season with Double-A Harrisburg before a stint on the Injured List...Capped the season with Triple-A Rochester.

- Reached base safely in 24 straight games from April 9 to May 11, tied for the fourth-longest streak in the Eastern League in 2024...Hit .344/.449/.467 during the streak.
- Named Eastern League Player of the Week on May 6 after going 12-for-24 (.500) with two home runs during the week.
- Endured a stint on the Injured List from June 12 to Aug. 20.
- Was promoted to Triple-A Rochester on Sept. 2
- Enjoyed a strong Arizona Fall League season, hitting .281 with seven doubles, a triple, four homers, 19 RBI, eight walks, five stolen bases and 17 runs.

2023

Embarked on his first full season in Washington's system after being acquired at the 2022 Trade Deadline.

- Capped the season strong, going 11-for-27 (.407) with a homer, four RBI, two walks and six runs in his last six games of the season.
- Reached base safely in 17-straight games from April 25 to May 14 between Fredericksburg and Harrisburg, hitting .279 with three doubles, a triple, a home run, six RBI, 17 walks and one stolen base.
- Hit .290 with a double, homer, 12 RBI, six stolen bases and nine runs scored in 20 games for Scottsdale in the Arizona Fall League.

2022

Opened the season with High-A Fort Wayne in San Diego's system before being acquired by the Nationals.

- Prior to the trade, ranked among Midwest League hitters in average (.299), hits (T4th, 91), RBI (T4th, 55), on-base percentage (9th, .379) and OPS (10th, .846).
- Reported to High-A Wilmington following the trade...Was promoted to Double-A Harrisburg in August after 10 games.
- From Aug. 2 on, ranked among Nationals farmhands in average (9th, .219), on-base (9th, .311), slugging (9th, .281), OPS (9th, .592) and walks (7th, 19).

2021

Led San Diego's Minor League system in RBI (76), on-base percentage (.393), OPS (.863), doubles (33), walks (66), extra-base hits (48) and runs (87).

- Opened the season at Single-A Lake Elsinore before being promoted to High-A Fort Wayne...Was one of the youngest players in the league at both stops.

PERSONAL

Robert Harris Hassell III...Graduated from Independence High School in Franklin, Tenn.

- Batted .423 with 14 home runs as a junior in high school and took home state player of the year honors in 2019 and 2020.
- Hit .514 at the 18U World Cup in South Korea, earning International Player of the Year honors for his performance in the tournament

TRANSACTIONS

2020 ...Selected by San Diego in the first round (No. 8 overall) of the First-Year Player Draft.

2022...Acquired by Washington along with shortstop CJ Abrams, left-handed pitcher MacKenzie Gore, outfielder James Wood, right-handed pitcher Jarlin Susana and first baseman/designated hitter Luke Voit from the San Diego Padres in exchange for outfielder Juan Soto and first baseman Josh Bell on Aug. 2.

# #65 CLAY HELVEY

@clayhelvey\_8

X@clayhelvey8

RHP

**BORN / 2025 OPENING DAY AGE** 2/14/1997 Charlotte, N.C. / 28 **BATS / THROWS** Right / Right

**MLB SERVICE / OPTIONS USED** 0.000 / 0 of 3 **HEIGHT / WEIGHT** 6'3" / 220

**ROUND / SCHOOL** 22nd Rd., 2018 University of Tampa (FL) **SIGNING SCOUT** Jim Gabella (SFG)

**ACQUIRED**  
Signed as a Minor League free agent, Nov. 10

**UPDATED 2025 STATS**  
Research Tool BASEBALL REFERENCE savant FAN GRAPHS

## HELVEY CAREER RECORD

YEAR	CLUB	W	L	ERA	G	GS	CG	SHO	SV	IP	H	R	ER	HR	HB	BB	SO	SO/9	WP	BK	AVG
2018	AZL Giants	1	3	9.43	14	0	0	0	0	21.0	36	23	22	2	2	14	16	6.86	4	0	.400
2019	Salem-Keizer	1	2	4.84	14	1	0	0	4	35.1	35	25	19	1	2	25	41	10.44	6	0	.265
	San Jose	1	0	2.25	2	0	0	0	0	4.0	5	1	1	0	0	3	2	4.50	0	0	.333
2021	San Jose	3	5	3.06	39	0	0	0	10	53.0	38	22	18	4	2	20	83	14.09	7	0	.200
2022	Eugene	1	1	3.12	21	0	0	0	2	26.0	11	12	9	1	1	12	40	13.85	6	1	.121
	Richmond	1	2	2.20	23	0	0	0	2	28.2	18	12	7	1	1	17	34	10.67	4	0	.171
2023	AZL Giants	2	0	1.04	6	0	0	0	1	8.2	8	1	1	0	0	5	17	17.65	3	0	.235
	Richmond	3	0	6.23	11	0	0	0	0	17.1	15	13	12	3	2	11	13	6.75	3	0	.231
	Sacramento	0	0	11.57	22	0	0	0	1	23.1	36	30	30	6	2	26	17	6.56	3	0	.360
2024	Richmond	0	0	0.00	2	0	0	0	0	3.0	1	0	0	0	0	0	5	15.00	0	0	.111
	Sacramento	7	6	5.17	39	0	0	0	0	71.1	67	47	41	8	6	35	97	12.24	10	0	.246
MINORS TOTALS		20	19	4.94	193	1	0	0	20	291.2	270	186	160	26	18	168	365	11.26	46	1	.245

## CAREER

Right-handed reliever will take part in his first Major League Spring Training after he signed with the Nationals as a Minor League free-agent in November 2024.

- Spent six seasons with the Giants organization, striking out 365 in 291.2 innings.

## 2024

Spent all but two games of his season with Triple-A Sacramento...Struck out a career-high 102 hitters over 74.1 innings of relief in total.

- Worked 71.1 innings and struck out 97 with Triple-A Sacramento.
- Capped off his season by going 2-2 with a 3.09 ERA in September...He struck out 17 in 11.2 innings in seven games.
- Struck out a season-high six in a season-high 3.1 innings against Tacoma on May 29...Allowed just one hit and one walk.

## 2023

Pitched at three levels, finishing the season at Double-A Richmond.

- Began the season with Sacramento, notching his first-career Triple-A save on April 21...Pitched 1.2 scoreless innings with three strikeouts on May 5.
- Worked 2.1 scoreless innings for Double-A Richmond on July 30.

## 2022

Combined to go 2-3 with a 2.63 ERA in 44 games between High-A Eugene and Double-A Richmond.

- Began the season with Eugene...Struck out 40 in 26.0 innings and limited opponents to just 11 hits.
- Promoted to Double-A Richmond on June 24...Did not allow an earned run (one unearned run) in 13.2 innings in August.

## 2021

Ranked fifth among all Low-A pitchers and led Single-A San Jose with 10 saves.

- Converted seven 2.0-inning saves.

## 2018-20

Progressed through the Giants organization.

- Went 4-for-5 in save opportunities in two seasons.

## PERSONAL

Clay Tucker Helvey...Attended Fort Mill High School in Fort Mill, S.C...Attended College of Charleston, St. Johns River State College and the University of Tampa.

- Pitched in six games as a freshman at College of Charleston...Struck out five in 5.0 innings.
- Transferred to St. Johns River State College for his sophomore season...Went 5-3 with a 4.52 ERA and 56 strikeouts in 63.2 innings...Pitched 14 games (12 starts).
- Finished his college career at the University of Tampa and was drafted as a junior...Went 5-2 with a 3.34 ERA in 17 games (12 starts)...Struck out 56 in 70.0 innings.

## TRANSACTIONS

2018 ....Selected by San Francisco in the 22nd round of the First-Year Player Draft.

2024....Signed as a Minor League free agent, Nov 9.

# #99 COLE HENRY

@Cole\_Henry12

@Cole\_Henry12

RHP

BORN / 2025 OPENING DAY AGE  
7/15/99 Florence, Ala. / 25

BATS / THROWS  
Right / Right

MLB SERVICE / OPTIONS USED  
0.000 / 1 of 3

HEIGHT / WEIGHT  
6'4" / 208

ROUND / SCHOOL  
2nd Rd., 2020  
Louisiana State University

SIGNING SCOUT  
Brandon Larson (WSH)

ACQUIRED  
Selected in the second round of the 2020 First-Year Player Draft

UPDATED 2025 STATS  
Research Tool BASEBALL REFERENCE savant FAN GRAPHS

## HENRY CAREER RECORD

YEAR	CLUB	W	L	ERA	G	GS	CG	SHO	SV	IP	H	R	ER	HR	HB	BB	SO	SO/9	WP	BK	AVG
2021	Wilmington	3	3	1.88	9	8	0	0	0	43.0	23	10	9	3	5	11	63	13.19	3	2	.158
	FCL Nationals	0	2	6.75	2	2	0	0	0	4.0	5	6	3	0	1	1	7	15.75	0	0	.278
2022	Harrisburg	0	0	0.76	7	7	0	0	0	23.2	5	2	2	1	1	9	28	10.65	0	0	.067
	Rochester	1	0	4.50	2	2	0	0	0	8.0	9	4	4	1	0	2	6	6.75	0	0	.281
2023	Fredericksburg*	0	0	0.00	2	2	0	0	0	7.0	4	0	0	0	2	0	11	14.14	0	0	.167
	Wilmington*	0	1	2.25	2	2	0	0	0	8.0	6	2	2	1	0	3	5	5.63	1	0	.214
	Harrisburg	0	2	10.31	10	6	0	0	0	18.1	23	21	21	5	3	13	21	10.31	2	0	.311
2024	Harrisburg	0	1	3.95	5	5	0	0	0	13.2	11	8	6	2	1	9	13	8.56	1	0	.220
	Wilmington*	0	0	0.00	3	0	0	0	0	2.2	1	0	0	0	0	5	4	13.50	0	0	.125
MINORS TOTALS		4	9	3.30	42	34	0	0	0	128.1	87	53	47	13	13	53	158	11.08	7	2	.191

\*-Rehab Assignment

## CAREER

Former second round pick was added to Washington's 40-man roster in November 2023.

- The 2025 season marks his third MLB Spring Training...Was a non-roster invite in 2021.
- Was selected out of LSU as a draft-eligible sophomore.

## 2024

Continued his recovery from Aug. 2022 thoracic outlet syndrome surgery.

- Opened his season with three strong outings from April 13-25...Tossed 9.0 scoreless innings with eight strikeouts and four hits allowed (.143 opp. AVG) with Double-A Harrisburg.
- Was placed on the Injured List on May 9.
- Began a rehabilitation assignment with Wilmington on June 19 before returning to the Injured List on July 20.

## 2023

Returned to the mound after a recovery from Aug. 2022 thoracic outlet syndrome surgery.

- Opened his season with Single-A Fredericksburg on May 16 before moving to High-A Wilmington after two starts.
- Was officially reinstated from the Injured List on July 5 and remained with Double-A Harrisburg for the remainder of the season.
- Went 0-3 with a 6.21 ERA in 14 games (10 starts) between the three stops.

## 2022

Made nine starts between Double-A Harrisburg and Triple-A Rochester before undergoing surgery for thoracic outlet syndrome in August.

- Opened the season with Harrisburg before being promoted to Rochester on June 2.
- Posted a 1.71 ERA (6 ER/31.2 IP) in nine outings between the two stops.

## 2021

Opened his professional career in strong fashion, appearing in 11 games between the FCL Nationals and High-A Wilmington.

- Opened the season with Wilmington before being placed on the Injured List after five starts.
- Struck out 10 batters on May 13 vs. Jersey Shore.
- Went 2-1 with a 0.41 ERA (1 ER/22.0 IP) and 31 strikeouts against three walks in his final five games (four starts) of the season.

## PERSONAL

Jeffrey Cole Henry...Graduated from Florence (Ala.) High School...Attended Louisiana State University.

- Went 2-1 with a 1.89 ERA (4 ER/19.0 IP) and 23 strikeouts in four starts for Louisiana State University in his sophomore season in 2020.
- Was named to the 2020 Golden Spikes Award preseason watch list and preseason Third-Team All-American by D1Baseball.com.
- As a freshman in 2019, made 14 appearances (11 starts), going 4-2 with a 3.39 ERA in 58.1 innings with 72 strikeouts against 18 walks.

## TRANSACTIONS

2020 ...Selected by Washington in the second round of the First-Year Player Draft.





# #77 DJ HERZ

@dj\_herz

@DavidJohnHerz

LHP

**BORN / 2025 OPENING DAY AGE** **BATS / THROWS**  
1/4/01 Fayetteville, N.C. / 24 Right / Left

**MLB SERVICE / OPTIONS USED** **HEIGHT / WEIGHT**  
0.104 / 1 of 3 6'2" / 197

**ROUND / SCHOOL** **SIGNING SCOUT**  
8th Rd., 2019 Billy Swoope (CHC)  
Terry Sanford (N.C.) High School

**ACQUIRED**  
Via trade with Kevin Mandle from the Chicago Cubs in exchange for Jeimer Candelario, July 31, 2023

**UPDATED 2025 STATS**  
Research Tool BASEBALL REFERENCE savant FAN GRAPHS

## HERZ CAREER RECORD

YEAR	CLUB	W	L	ERA	G	GS	CG	SHO	SV	IP	H	R	ER	HR	HB	BB	SO	SO/9	WP	BK	AVG
2019	AZL Cubs	0	1	2.61	6	6	0	0	0	10.1	10	8	3	0	0	8	8	6.97	0	1	.238
2020										DID NOT PITCH											
2021	Myrtle Beach	3	4	3.43	17	17	0	0	0	65.2	32	25	25	6	7	38	105	14.39	10	2	.152
	South Bend	1	0	2.81	3	3	0	0	0	16.0	10	6	5	1	1	6	26	14.63	4	1	.175
2022	South Bend	2	2	2.26	17	17	0	0	0	63.2	33	18	16	3	2	37	99	13.99	7	1	.150
	Tennessee	1	4	8.24	9	9	0	0	0	31.2	24	33	29	5	9	33	42	11.94	5	1	.209
2023	Tennessee	1	1	3.97	14	14	0	0	0	59.0	47	31	26	4	4	37	80	12.20	8	3	.216
	Harrisburg	2	2	2.55	8	8	0	0	0	35.1	20	11	10	1	3	20	53	13.50	2	1	.161
2024	Rochester	3	3	3.89	10	10	0	0	0	39.1	24	21	17	3	0	32	44	10.07	0	0	.176
	Washington	4	9	4.16	19	19	0	0	0	88.2	76	45	41	11	3	36	106	10.76	5	1	.224
MLB TOTALS		4	9	4.16	19	19	0	0	0	88.2	76	45	41	11	3	36	106	10.76	5	1	.224
MINORS TOTALS		13	17	3.67	84	84	0	0	0	321.0	200	153	131	23	26	211	457	12.81	36	10	.178

## CAREER

Left-handed starter was acquired at the 2023 Trade Deadline...Enjoyed a strong rookie season in 2024.

- Became the third rookie in Nationals history (2005-pres.) to record at least 100 strikeouts in a season.
- Boasts a four-seam fastball that ranked in Major League Baseball (min. 150 PA) in whiff rate (5th, 30.5%) and opponents slugging percentage (9th, .317) in 2024.
- Led all of Minor League Baseball with a .176 opponents' batting average and 13.01 strikeouts per 9.0 innings from 2021 until his call-up in 2024 (min 300.0 IP).
- Entered the 2024 season with the "Best Changeup" in Washington's system, according to Baseball America.

## 2024

Enjoyed two stints with Washington in his debut season...Ranked among rookie pitching leaders in several categories (see chart to the right).

- Posted a 3.61 ERA, 65 strikeouts and a .194 opponents' batting average in final 12 starts after being recalled for second MLB stint on July 23...Allowed two earned runs or fewer in 10 of the 12 starts.
- Made his Major League debut on June 4 vs. New York (NL)...Struck out Jose Iglesias for his first Major League strikeout.
- Struck out 13 batters on June 15 vs. Miami...Earned his first MLB win (6.0 IP, H)...Was the second-most strikeouts by a Nationals rookie (2005-pres.) and the second-most by rookie in 2024...Herz struck out 13 of the 19 batters he faced (68.4%), the second-highest strikeout percentage by any MLB rookie in a game in the Modern Era (Kerry Wood; 20-strikeout game 69.0%).
- Allowed just one home run in final seven starts after allowing 10 in his first 12 starts.
- Struck out 23 batters and posted a 1.76 ERA (3 ER/15.1 IP) and a .151 opponents' batting average (8-for-53) in three starts with Triple-A Rochester before his first call-up.
- 2024 Pitch Mix:** Four-Seam (54.2%) Changeup (24.5%) Slider (17.9%) Knuckle Curve (3.3%)

## AWARDS AND HONORS

- 2024.....Washington's No. 15 prospect, per *Baseball America*  
2023.....Arizona Fall League Fall Star  
2023.....Chicago's No. 17 prospect, per *Baseball America*  
2022.....MiLB.com Organization All-Star  
2022.....Baseball America Single-A All-Star  
2022.....Midwest League All-Star (post-season)  
2022.....Midwest League Pitcher of the Week (June 5)  
2022.....Chicago's No. 9 prospect, per *Baseball America*  
2021.....Chicago's Minor League Pitcher of the Year  
2021.....MiLB.com Organization All-Star  
2021.....Carolina League All-Star (post-season)

## 2024 ROOKIE RANKS

DJ Herz ranked among Major League rookies (min. 85.0 IP) from his debut date (6/4) through the end of the season:

Rk.	Category	No.
2nd	Strikeouts per 9.0 Innings.....	10.76
2nd	Opponents' Batting Average.....	.224
3rd	Strikeout Rate.....	27.7%
3rd	Opponents' Slugging%.....	.359
4th	Opponents' OPS.....	.661
4th	Hits per 9.0 Innings.....	7.71
4th	Home Runs per 9.0 Innings.....	1.12
5th	Opponents' On-Base%.....	.303
5th	Strikeouts.....	106



## 2023

Opened the season with Double-A Tennessee before being acquired by Washington...Reported to Double-A Harrisburg...Went 3-3 with a 3.43 ERA in 22 starts between the two stops.

- Ranked third in all of Double-A and 13th in all of Minor League Baseball (min. 90.0 IP) with a .196 opponents' batting average.
- 133 strikeouts in 94.1 innings ranked second among all Double-A left-handed pitchers.
- Pitched to a 1.64 ERA (6 ER/33.0 IP) with 49 strikeouts and a .150 opp. AVG (17-for-113) in his final seven starts of the season.
- Struck out 10 batters in 5.0 innings of one-hit, shutout ball on Aug. 16 at Richmond (SFG).
- Went 1-0 with a 3.71 ERA in five starts en route to being named an Arizona Fall League Fall Star...He ranked tied for third in the league with 25 strikeouts.

## 2022

His 141 strikeouts between High-A South Bend and Double-A Tennessee were tied for the most in Chicago's system.

- His 2.26 ERA (16 ER/63.2 IP) with South Bend was the lowest ERA among all South Bend starters (min. 15 GS).

## 2021

Named Chicago's Minor League Pitcher of the Year in 2021 after leading the system with 131 strikeouts.

- His 105 strikeouts with Myrtle Beach ranked fourth among Low-A East pitchers despite being promoted to South Bend on Sept. 2.

## 2019-20

Began his professional career with the AZL Cubs in 2019.

- Did not pitch in 2020.

## PERSONAL

David John "DJ" Patrick Herz...Graduated from Terry Sanford High School in Fayetteville, North Carolina

- Committed to the University of North Carolina but chose to sign with the Cubs.


## TRANSACTIONS

2019 ....Selected by Chicago (NL) in the eighth round of the First-Year Player Draft.

2023 ....Acquired by Washington along with shortstop Kevin Mader from the Chicago Cubs in exchange for third baseman Jeimer Candelario, July 31.



# #55 BRADY HOUSE



brady.house

@Brady\_house7

3B

**BORN / 2025 OPENING DAY AGE** 6/4/03 Winder, Ga. / 21

**BATS / THROWS** Right / Right

**MLB SERVICE / OPTIONS USED** 0.000 / 0 of 3

**HEIGHT / WEIGHT** 6'4" / 212

**ROUND / SCHOOL** 1st Rd., 2021 (No. 11)  
Winder-Barrow (Ga.) High School

**SIGNING SCOUT** Eric Robinson (WSH)

**ACQUIRED**  
Selected in the first round (No. 11) in the 2021 First-Year Player Draft

**UPDATED 2025 STATS**



## HOUSE CAREER RECORD

YR.	CLUB	AVG	G	AB	R	H	TB	2B	3B	HR	RBI	SH	SF	HP	BB	SO	SB	CS	OBP	SLG	OPS	E
2021	FCL Nationals	.322	16	59	14	19	34	3	0	4	12	0	0	0	7	13	0	0	.394	.576	.970	4
2022	Fredericksburg	.278	45	176	24	49	66	8	0	3	31	0	3	11	12	59	1	0	.356	.375	.731	13
2023	Fredericksburg	.297	36	138	22	41	69	8	1	6	22	0	2	1	16	34	5	1	.369	.500	.869	8
	Wilmington	.317	16	63	11	20	34	5	0	3	13	0	0	2	3	13	3	0	.368	.540	.908	0
	Harrisburg	.324	36	139	19	45	66	8	2	3	12	0	1	1	7	42	1	1	.358	.475	.833	4
2024	Harrisburg	.234	75	274	38	64	116	11	1	13	34	0	1	7	24	75	5	2	.310	.423	.733	9
	Rochester	.250	54	224	30	56	84	10	0	6	32	0	2	3	7	68	1	1	.280	.375	.655	5
MINORS TOTALS		.274	278	1073	158	294	469	53	4	38	156	0	9	25	76	304	16	5	.334	.437	.771	43

## CAREER

Tall, powerful right-handed hitting third baseman enters the 2025 season as the No. 4 prospect in Washington's system according to MLB Pipeline and the No. 4 prospect, per Baseball America.

- Boasts the "Best Infield Arm" in the organization, according to Baseball America.
- Has recorded exit velocities above 110 miles per hour on several occasions in his young professional career...In 2022, was named the "Best Power Hitter" in the system, according to Baseball America.
- Participated in the Future Skills Showcase at the 2024 All-Star Futures Game...Made a diving catch into the stands in foul territory at the 2023 All-Star Futures Game.
- Was the top high school player in the 2021 Draft, according to Perfect Game.

## 2024

Set career marks in nearly every offensive category in 129 games between Double-A Harrisburg and Triple-A Rochester.

- Ranked in Washington's system in total bases (1st, 200), homers (2nd, 19), extra-base hits (T2nd, 41), RBI (4th, 66), slugging (4th, .402) and hits (4th, 120).
- Opened the season with Double-A Harrisburg before being promoted to Triple-A Rochester.
- Hit safely in 13 of his first 14 games with Rochester...Hit .316 (18-for-57) with three doubles, two homers, 11 RBI, two walks and nine runs during this stretch.
- Homered off rehabbing MLB pitcher Kodai Senga on July 20...Hit the ball out of the stadium.
- Recorded his second career multi-home run game, Aug. 15 vs. Syracuse.

## 2023

Led Washington's system in average (.312) and ranked in slugging percentage (3rd, .497), OPS (3rd, .862), on-base percentage (4th, .365), extra-base hits (6th, 36), home runs (16th, 12), hits (7th, 106) and doubles (18th, 21).

- Posted a 16-game on-base streak from May 9 to June 6 (.377 OBP)...Hit safely in 10 straight games during the streak (.378/.404/.644).
- Capped the season with a 10-game hitting streak...Went 15-for-37 (.405) with a double, two triples, three homers, 11 RBI one walk and six runs scored.
- Hit .365/.468/.635 in 14 games in April.
- Recorded four straight multi-hit efforts at the end of June...Homered in three of the four games.

## 2022

Spent the entire season with Single-A Fredericksburg in his first full professional season.

- Began the season on a nine-game hitting streak with five multi-hit games...Hit safely in 17 of his first 20 games of the season.
- Tallied a career-high four RBI on April 9 at Delmarva and April 24 at Kannapolis.

## 2021

Reported to the Florida Complex League following 2021 First-Year Player Draft...Hit safely in 13 of his 16 games with the FCL Nationals.

- Went 8-for-16 (.500) with two doubles, three homers, eight RBI, four walks and four runs scored in his first five professional games.
- Participated in Instructional League following the season.

## PERSONAL

Brady Hunter House...Graduated from Winder-Barrow High School in Winder, Ga...Committed to the University of Tennessee but signed with the Nationals.

- Hit .549 (50-for-91) with 12 doubles, eight home runs, 20 RBI, 21 stolen bases, 29 walks, nine strikeouts and 52 runs scored during his senior season.
- Was named First Team High School All-America by Baseball America and Collegiate Baseball.

## TRANSACTIONS

2021.....Selected in the first round (No. 11) in the First-Year Player Draft.





# #27 JAKE IRVIN

@jirvy18

X@jirvy18

RHP

**BORN / 2025 OPENING DAY AGE** BATS / THROWS  
2/18/97 Edina, Minn./ 28 Right / Right

**MLB SERVICE / OPTIONS USED** HEIGHT / WEIGHT  
1.152 / 1 of 3 6'6" / 234

**ROUND / SCHOOL** SIGNING SCOUT  
4th Rd. , 2018 Ed Gustafson (WSH)  
University of Oklahoma

**ACQUIRED**  
Selected in the fourth round of the 2018 First-Year Player Draft

**UPDATED 2025 STATS**  
Research Tool BASEBALL REFERENCE savant FAN GRAPHS

## IRVIN CAREER RECORD

YEAR	CLUB	W	L	ERA	G	GS	CG	SHO	SV	IP	H	R	ER	HR	HB	BB	SO	SO/9	WP	BK	AVG
2018	GCL Nationals	1	0	1.42	7	3	0	0	0	12.2	10	6	2	0	0	3	9	6.39	0	0	.213
	Auburn	0	0	2.25	4	4	0	0	0	8.0	6	2	2	0	0	4	6	6.75	2	0	.207
2019	Hagerstown	8	8	3.79	25	25	0	0	0	128.1	122	64	54	14	4	38	113	8.60	8	0	.249
2020	Fredericksburg																				
2021																					
2022	Wilmington	0	0	1.50	9	9	0	0	0	30.0	24	5	5	0	2	8	29	8.70	3	0	.222
	Harrisburg	0	4	4.79	15	15	0	0	0	73.1	66	40	39	9	7	20	78	9.57	3	0	.240
2023	Rochester	2	2	5.64	5	5	0	0	0	22.1	23	14	14	3	2	11	20	8.06	2	1	.271
	Washington	3	7	4.61	24	24	0	0	0	121.0	118	66	62	20	8	54	99	7.36	2	1	.255
2024	Washington	10	14	4.41	33	33	0	0	0	187.2	173	97	92	29	4	52	156	7.48	5	1	.244
	MLB TOTALS	13	21	4.49	57	57	0	0	0	308.2	291	163	154	49	12	106	255	7.44	7	2	.248
	MINORS TOTALS	11	14	3.80	65	61	0	0	0	274.2	251	131	116	26	15	84	255	8.36	18	1	.243

## CAREER

Tall right-hander from the University of Oklahoma developed into a reliable member of Washington's starting rotation.

- Had the "Best Control" in Washington's system, per *Baseball America*, entering the 2023 season.
- Walked 2.75 batters per 9.0 innings across five Minor League seasons (MLB avg in 2023: 3.30 BB/9.0 IP).
- Is joined by other University of Oklahoma pitchers Cade Cavalli (2020 Draft) and Jake Bennett (2022 Draft) in the Nationals organization.

## AWARDS AND HONORS

2023 ..... Washington's No. 22 prospect, per *Baseball America*  
2022 ..... Washington's No. 30 prospect, per *Baseball America*  
2021 ..... Washington's No. 23 prospect, per *Baseball America*  
2020 ..... Washington's No. 15 prospect, per *Baseball America*  
2019 ..... Washington's No. 10 prospect, per *Baseball America*

## 2024

In first full Major League season, his 33 starts were tied for the most in MLB...Led Washington and ranked fifth in the National League with 187.2 innings pitched.

- Also led the Nationals and ranked 10th in the National League with a 1.20 WHIP...Tied MacKenzie Gore for the team lead with 10 wins.
- Led Major League pitchers with six defensive runs saved, according to FanGraphs.com and Sports Info Solutions.
- Started strong, ranking fourth in the National League with a 2.80 ERA in 18 starts through July 4...Also ranked fourth in the National League in opponents' on-base percentage (.263) over this stretch.
- Led the National League and ranked second in MLB with a 1.65 ERA (9 ER/49.0 IP) and a .181 opponents' average from May 28-July 4.
- Capped that stretch with a career-high 8.0 innings of one-hit, shutout ball on July 4 vs. New York (NL).
- Tossed 7.1 strong innings on Sept. 16 at New York (NL)...Allowed one earned run on four hits with five strikeouts and one walk.
- Went 2-0 with a 1.16 ERA (3 ER/23.1 IP) in four starts against Atlanta...Did not allow an earned run in 16.0 consecutive innings spanning the first three starts against them...Allowed his first run in the fifth inning of the third contest, August 14 at Atlanta.
- Tossed at least 6.0 innings and allowed one walk or fewer in 14 starts, tied for third-most among National League pitchers.
- 2024 Pitch Mix:** Four-Seam (37.9%) Curveball (31.3%) Sinker (20.5%) Cutter (6.5%) Changeup (3.5%) Slider (0.3%)

## 2023

Was recalled on May 3 and made his Major League debut that day against the Chicago Cubs (4.1 IP, 2 H, ER, 4 BB, 3 SO)...Was the 25th pitcher drafted or signed and developed to start a game for Washington (2005-pres.).

- Earned his first win in his next start, May 8 at San Francisco (6.1 IP, 4 H, 3 BB, 5 SO)...Was the first time in his professional career (MLB/MiLB) that he recorded an out in the seventh inning.
- Recorded two of the four longest scoreless innings streaks by a Nationals pitcher: 13.2 scoreless (May 3-14) and 11.2 scoreless (Aug. 12-26).
- Made eight starts without recording a decision from July 26 to Sept. 9, despite pitching to a 3.18 ERA (16 ER/ 45.1 IP) with 39 strikeouts...The Nationals were 6-2 in those eight games.
- Posted a 2.12 ERA (7 ER/29.2 IP) in five starts from Aug. 12 to Sept. 9.
- 2023 Pitch Mix:** Four-Seam (35.6%) Curveball (30.6%) Sinker (28.9%) Changeup (4.9%).



2022

In his first full season since Tommy John surgery, ranked among Nationals farmhands in strikeouts (6th, 107), starts (24) and innings (8th, 103.1).

- Posted a 3.83 ERA in 24 starts between High-A Wilmington and Double-A Harrisburg...Started the season with Wilmington before earning a promotion to Harrisburg on June 2.
- Ranked among Harrisburg pitchers in strikeouts (4th, 78), starts (4th, 15) and innings (5th, 73.1).
- Allowed one or zero earned runs in 12 of his 24 starts.
- Tossed a season-high 6.0 innings on July 7, Aug. 12 and Sept. 16...Struck out a season-high eight batters on June 17, Aug. 5 and Sept. 10.

2018-21

Ascended through Washington's system...Was the No. 10 prospect in the organization in 2019...Missed 2021 rehabbing from Tommy John surgery.

- Was a member of the 60-Player Pool in 2020...Spent the entire season at the Alternate Training Site (Fredericksburg)...Participated in Instructional League following the season...Underwent Tommy John surgery in Oct. 2020.
- In 2019, ranked among qualified Nationals farmhands in ERA (2nd, 3.79), WHIP (2nd, 1.25), wins (16th, 8), innings (6th, 128.1) and strikeouts (7th, 113).

PERSONAL

Jacob David Irvin...Graduated from Jefferson High School in Bloomington, Minnesota...Attended the University of Oklahoma.

- Was a three-year starter for the Sooners...Went 6-2 with a 3.41 ERA (36 ER/95.0 IP) and 115 strikeouts in 16 starts in 2018...Named first-team All-Big 12.

TRANSACTIONS

2015 .....Selected by Minnesota in the 37th round of the First-Year Player Draft (did not sign).

2018 .....Selected by Washington in the fourth round of the First-Year Player Draft.



# #9 ANDREW KNIZNER

@andrewkiz

@A\_Knizner

C

**BORN / 2025 OPENING DAY AGE** 2/3/95 Glen Allen, Va. / 30 **BATS / THROWS** Right / Right

**MLB SERVICE / OPTIONS USED** 4.145 / 3 of 3 **HEIGHT / WEIGHT** 6'1" / 219

**ROUND / SCHOOL** 7nd Rd., 2016 North Carolina State University **SIGNING SCOUT** Charles Peterson (STL)

**NAME PRONUNCIATION** Andrew Knizner (KIZ-ner)

**ACQUIRED** Signed as a Minor League free agent Jan. 17, 2025

## UPDATED 2025 STATS

Research Tool BASEBALL REFERENCE savant FAN GRAPHS

## KNIZNER CAREER RECORD

YR	CLUB	AVG	G	AB	R	H	TB	2B	3B	HR	RBI	SH	SF	HP	BB	SO	SB	CS	OBP	SLG	OPS	F
2016	Johnson City	.319	53	185	35	59	91	12	1	6	42	0	2	14	21	21	0	0	.423	.492	.915	2
2017	Peoria	.279	44	179	18	50	86	10	1	8	29	0	0	3	9	22	1	1	.325	.480	.805	0
	Springfield	.324	51	182	27	59	84	13	0	4	22	0	4	2	14	27	0	1	.371	.462	.833	3
2018	Springfield	.313	77	281	39	88	122	13	0	7	41	1	5	3	23	40	0	1	.365	.434	.799	4
	Memphis	.315	17	54	3	17	22	5	0	0	4	1	0	2	4	8	0	0	.383	.407	.790	1
2019	Memphis	.276	66	246	41	68	114	10	0	12	34	0	2	8	24	37	2	0	.357	.463	.820	5
	St. Louis	.226	18	53	7	12	20	2	0	2	7	0	0	1	4	14	2	0	.293	.377	.670	1
2020	St. Louis	.250	8	16	1	4	5	1	0	0	4	0	1	0	0	5	0	0	.235	.313	.548	1
2021	St. Louis	.174	63	161	18	28	38	7	0	1	9	0	0	4	20	39	0	0	.281	.236	.517	3
2022	St. Louis	.215	97	260	28	56	78	10	0	4	25	1	0	6	26	62	0	1	.301	.300	.601	6
2023	St. Louis	.241	70	224	30	54	95	11	0	10	31	1	1	3	12	62	2	0	.288	.424	.712	1
2024	Round Rock	.105	5	19	0	2	2	0	0	0	0	0	0	1	0	4	0	0	.150	.105	.255	0
	Reno	.263	22	80	16	21	31	4	0	2	12	0	1	2	10	20	1	0	.355	.388	.743	3
	Texas	.167	37	90	5	15	19	1	0	1	9	0	1	1	1	22	0	0	.183	.211	.394	2
MLB TOTALS		.210	293	804	89	169	255	32	0	18	85	2	3	15	63	204	4	1	.279	.317	.596	14
MINORS TOTALS		.297	335	1226	179	364	552	67	2	39	184	2	14	35	105	179	4	3	.365	.450	.815	18

## CAREER

Veteran catcher signed with the Nationals as a Minor League free agent with an invitation to Major League Spring Training on Jan. 17, 2024.

## 2024

Saw action in 37 games for Texas after he signed with the Rangers as a free agent.

- Was optioned to Triple-A Round Rock on July 29 and designated for assignment on Aug. 9...Claimed by Arizona and assigned to Triple-A Reno.

## 2023

Produced career highs in doubles, home runs and RBI for St. Louis.

- Produced a .998 fielding percentage as a catcher (1 E/493 TC), the 7th-highest single-season fielding pct. by a Cardinals catcher (min. 550 innings caught) since 1901...joined Kansas City's Salvador Perez as the only two catchers in MLB with 550-or-more innings caught and one-or-fewer errors committed.
- First career multi-homer game on July 27 vs. Chicago (NL).

## 2022

Led St. Louis with 685.1 innings caught (a career high), becoming the first catcher to do so other than Yadier Molina since Mike Matheny in 2004.

- Set a career best, catching six potential base-stealers, throwing out 22.2% (6-for-27) of runners.

## 2021

Made his second consecutive Opening Day roster with St. Louis.

- Made 43 starts behind the plate with the Cardinals going 27-16 (.627) in those games.
- Caught six shutouts, including three straight starts (May 7, May 13, May 26).

## 2016-20

Made his first Opening Day roster with St. Louis in 2020.

- Threw out two of the three attempted base stealers he faced during the shortened season.
- Made his Major League debut in 2019, recording his first Major League hit (double) against Pittsburgh on July 17.

## PERSONAL

Andrew Robert Knizner...Graduated from Hanover (Va.) High School...Attended NC State University.

- Played high school baseball at Hanover (Va.) H.S., helping his team win the 2013 Virginia AAA State Championship as a shortstop...also played football as a quarterback and punter...uncle, Matt, was a quarterback at Penn State and a member of the 1986 National Championship team.

## TRANSACTIONS

2016 ...Selected by St. Louis in the seventh round of the First-Year Player Draft.

2024...Signed with Texas as a free agent, Jan. 11

2024...Claimed off waivers from Arizona, Aug. 8.

2025...Signed with Washington as a Minor League free agent, Jan. 17.



# #72 ANDRY LARA

@andry.lara23

RHP

**BORN / 2025 OPENING DAY AGE** 1/6/2003, Coro, VEN / 22 **BATS / THROWS** Right / Right

**MLB SERVICE / OPTIONS USED** 0.000 / 0 of 3 **HEIGHT / WEIGHT** 6'4" / 248

**NAME PRONUNCIATION** Andry (an-dree) Lara (la-rah) **SIGNING SCOUT** Ronald Morillo (WSH)

**ACQUIRED**  
Signed as a non-drafted free agent, July 2, 2019.

## UPDATED 2025 STATS

Research Tool BASEBALL REFERENCE savant FAN GRAPHS

## LARA CAREER RECORD

YEAR	CLUB	W	L	ERA	G	GS	CG	SHO	SV	IP	H	R	ER	HR	HB	BB	SO	SO/9	WP	BK	AVG
2019										DID NOT PITCH / Signed Late											
2020										DID NOT PITCH											
2021	FCL Nationals	3	2	4.54	9	7	0	0	0	39.2	35	21	20	5	2	13	47	10.7	2	1	.230
	Fredericksburg	0	1	5.19	2	2	0	0	0	8.2	6	6	5	2	0	8	5	5.2	2	0	.200
2022	Fredericksburg	3	8	5.51	23	23	0	0	0	101.1	103	70	62	10	6	44	105	9.3	12	2	.258
2023	Wilmington	6	8	4.58	23	23	0	0	0	98.1	90	58	50	11	6	34	66	6.04	4	1	.241
2024	Wilmington	2	4	2.35	6	6	0	0	0	30.2	23	11	8	2	0	9	39	11.45	2	0	.205
	Harrisburg	9	7	3.63	19	19	1	1	0	104.0	89	44	42	14	2	35	93	8.05	3	1	.233
MINORS TOTALS		23	30	4.40	82	80	1	1	0	382.2	346	210	187	44	16	143	355	8.35	25	5	.239

## CAREER

Tall, hard-throwing right-hander was the No. 16 prospect in the 2019 international signing class.

- Added to Washington's 40-man roster on Nov. 19, 2024.

## 2024

After beginning the season with High-A Wilmington, was promoted to Double-A Harrisburg on May 14...Led all Nationals Minor Leaguers in wins (11) and WHIP (1.16).

- Ranked in the top three in the Nationals organization in ERA (2nd, 3.34), innings pitched (2nd, 134.2), opponents average (2nd, .227) and strikeouts (3rd, 132).
- Was one of three Nationals farmhands to pitch a shutout...Allowed just one hit and struck out six in 6.0 innings on May 29 at Binghamton in a rain-shortened win.
- Pitched 6.0 innings or more in 12 of 25 starts...Allowed two runs or less in 11 of those 12 outings.

## 2023

Entered the season rated by Baseball America and MLB Pipeline.com as Washington's No. 15 prospect.

- Finished the season with a career-best six wins and pitched to a 4.58 ERA (50 ER/ 98.1 IP) with 66 strikeouts in 23 starts.
- Went 2-1 with a 2.67 ERA and 19 strikeouts in 27.0 innings in his final six starts.

## 2022

In his first full professional season, struck out 105 in 101.1 innings.

- Ranked among Nationals farmhands in strikeouts (7th, 105) and games started (5th, 23).
- His 23 starts were tied for the third-most in the Carolina league...Struck out a career-high nine batters on May 14 against Kannapolis.
- Turned in 6.0 scoreless innings allowing just three hits and one walk with seven strikeouts on Aug. 18 at Lynchburg.

## 2021

Entered the season rated by MLB Pipeline.com as the No. 4 prospect and by Baseball America as the No. 5 prospect in Washington's organization.

- Finished strong, going 1-1 with a 3.04 ERA (8 ER/23.2 IP) and a .165 opponents' average in his last five starts of the season.
- Participated in Instructional League following the season.

## PERSONAL

Andry Jose Lara

## TRANSACTIONS

2019 .....Signed as a non-drafted free agent, July 2, 2019.

## AWARDS AND HONORS

2025 .....Washington's No. 19 prospect, per Baseball America  
2024 .....Washington's No. 15 prospect, per Baseball America  
2023 .....Washington's No. 15 prospect, per Baseball America  
2022 .....Washington's No. 5 prospect, per Baseball America  
2021 .....Washington's No. 6 prospect, per Baseball America  
2020 .....Washington's No. 7 prospect, per Baseball America



# #58 DEREK LAW

@dereklaw64

@DerekLaw64

RHP

BORN / 2025 OPENING DAY AGE  
9/14/90 Pittsburgh, Pa. / 34

BATS / THROWS  
Right / Right

MLB SERVICE / OPTIONS USED  
5.081 / 3 of 3

HEIGHT / WEIGHT  
6'3" / 231

ROUND / SCHOOL  
9th Rd., 2011  
Miami Dade College

SIGNING SCOUT  
Michael Metcalf (SFG)

ACQUIRED  
Signed as a Minor League free agent, Feb. 21, 2024

## UPDATED 2025 STATS

Research Tool Baseball Reference savant Fan Graphs

## LAW CAREER RECORD

YEAR	CLUB	W	L	ERA	G	GS	CG	SHO	SV	IP	H	R	ER	HR	HB	BB	SO	SO/9	WP	BK	AVG
2011	AZL Giants	0	0	2.50	15	0	0	0	4	18.0	16	6	5	0	0	2	19	9.50	2	0	.232
2012	Augusta	5	2	2.91	32	0	0	0	2	55.2	45	20	18	6	2	23	67	10.83	8	0	.216
2013	AZL Giants	1	0	3.18	5	0	0	0	0	5.2	4	2	2	0	0	1	9	14.29	2	0	.200
	Augusta	0	3	2.31	19	0	0	0	3	35.0	27	12	9	1	1	10	48	12.34	4	0	.206
	San Jose	4	0	2.10	22	0	0	0	11	25.2	20	7	6	1	1	1	45	15.78	5	0	.208
2014	Richmond	2	0	2.57	27	0	0	0	13	28.0	19	8	8	1	1	14	29	9.32	1	0	.198
2015	Richmond	0	1	4.56	28	0	0	0	13	25.2	31	16	13	1	0	8	32	11.22	6	0	.292
2016	Sacramento	0	0	0.00	3	0	0	0	0	3.0	1	0	0	0	0	1	2	6.00	0	0	.100
	San Francisco	4	2	2.13	61	0	0	0	1	55.0	44	13	13	3	0	9	50	8.18	1	0	.215
	Sacramento	1	1	2.48	25	0	0	0	10	32.2	32	9	9	1	0	12	26	7.16	3	0	.262
2017	San Francisco	4	1	5.06	41	0	0	0	4	37.1	45	21	21	5	2	14	35	8.44	5	0	.304
	Sacramento	1	3	4.20	33	0	0	0	8	40.2	34	22	19	2	1	9	43	9.52	0	0	.233
	San Francisco	1	0	7.43	7	0	0	0	0	13.1	16	13	11	2	1	8	12	8.10	1	0	.286
2019	Buffalo	2	1	1.69	8	0	0	0	2	10.2	7	3	2	1	0	3	17	14.34	1	0	.179
	Toronto	1	2	4.90	58	4	0	0	5	60.2	61	36	33	8	3	40	67	9.94	7	0	.256
	Texas	Alternate Training Site																			
2021	Minnesota	0	0	4.20	9	0	0	0	0	15.0	16	7	7	2	0	8	14	8.40	1	0	.276
	St. Paul*	1	1	2.54	18	3	0	0	4	28.1	25	8	8	1	0	12	28	8.89	4	0	.238
2022	Toledo	1	3	3.23	33	0	0	0	15	39.0	37	15	14	2	1	10	44	10.15	1	2	.250
	Detroit	0	1	4.50	2	0	0	0	0	2.0	4	5	1	1	1	1	2	9.00	1	0	.444
	Louisville	0	0	1.13	6	0	0	0	0	8.0	4	1	1	0	0	3	3	3.38	1	0	.160
2023	Cincinnati	2	2	4.08	15	0	0	0	0	17.2	19	8	8	2	1	7	15	7.64	0	0	.271
	Cincinnati	4	6	3.60	54	3	0	0	2	55.0	50	24	22	6	3	26	45	7.36	5	0	.239
	Dayton*	0	0	0.00	1	1	0	0	0	1.0	0	0	0	0	0	0	1	9.00	0	0	.000
	Louisville*	0	0	0.00	2	0	0	0	0	2.0	3	0	0	0	0	0	3	13.50	0	0	.300
2024	Washington	7	4	2.60	75	0	0	0	1	90.0	82	31	26	7	1	24	76	7.60	6	0	.246
MLB TOTALS		23	18	3.69	322	7	0	0	13	346.0	337	158	142	36	12	137	316	8.22	27	0	.254
MINORS TOTALS		18	15	2.86	277	4	0	0	85	359.0	305	129	114	17	7	109	416	10.43	38	2	.229

\* - Rehab Assignment

## 2016 POSTSEASON

RD.	CLUB	OPP.	W	L	FRA	G	GS	CG	SHO	SV	IP	H	R	ER	HR	HB	BB	SO	SO/9	WP	BK	AVG
NLDS	SFG	vs. CHC	0	0	3.86	3	0	0	0	0	2.1	1	1	1	0	0	1	3	11.57	0	0	.100

## CAREER

Veteran reliever enters his second season with the Nationals after making the club as a non-roster invite in 2024.

- In 2024, he became just the fourth reliever in Nationals history (2005-pres.) to hit the 90.0 inning mark.

## 2024

Posted his best year in terms of ERA (2.60) since rookie season in 2016 (2.13).

- Set career marks in holds (17), strikeouts (76), wins (7), innings pitched (90.0) and games (75).
- Ranked second among MLB relievers in innings and tied for fifth with 75 appearances.
- Tossed more than 1.0 inning 30 times, second-most in Nationals history behind Craig Stammen (34 in 2012)...Went 5-1 with a 2.15 ERA in those games.
- Went 3-0 with five holds and a 1.98 ERA (6 ER/27.1 IP) with 31 strikeouts and seven walks in 21 games from April 24 to June 11.
- Pitched to a 0.79 ERA (2 ER/22.2 IP) with 21 strikeouts and a .179 opponents' average in his last 20 games...Tossed scoreless relief in final eight games.
- Earned the save on July 4 vs. New York Mets (NL)...Entered the game on the bullpen cart while holding the American Flag and tossed a perfect ninth.
- 2024 Pitch Mix: Cutter (37.9%) Slider (30.0%) Four-seam (13.6%) Sinker (9.8%) Change (5.1%) Curve (3.6%).

## AWARDS AND HONORS

2016 ..... San Francisco's No. 23 prospect, per Baseball America  
2015 ..... San Francisco's No. 23 prospect, per Baseball America  
2014 ..... San Francisco's No. 12 prospect, per Baseball America  
2013 ..... Arizona Fall League All-Prospect Team







# #51 DAYLEN LILE

@\_daylen\_lile

X@daylenlile

OF

**BORN / 2025 OPENING DAY AGE** 11/30/02 Louisville, Ky. / 22 **BATS / THROWS** Left / Right

**MLB SERVICE / OPTIONS USED** 0.000 / 0 of 3 **HEIGHT / WEIGHT** 6'0" / 194

**ROUND / SCHOOL** 2nd Rd., 2021 **SIGNING SCOUT** Brian Cleary (WSH)  
Trinity (Ky.) High School

**ACQUIRED**  
Selected in the second round of the 2021 First-Year Player Draft.

**UPDATED 2025 STATS**  
Research Tool **BASEBALL REFERENCE** **savant** **FAN GRAPHS**

## LILE CAREER RECORD

YR	CLUB	AVG	G	AB	R	H	TB	2B	3B	HR	RBI	SH	SF	HP	BB	SO	SB	CS	OBP	SLG	OPS	F
2021	FCL Nationals	.219	19	64	16	14	16	2	0	0	10	0	1	0	15	20	2	1	.363	.250	.613	0
2022	DID NOT PLAY / Injured																					
2023	Fredericksburg	.291	66	251	49	73	128	20	7	7	48	0	4	3	36	58	21	3	.381	.510	.891	1
	Wilmington	.234	40	154	16	36	55	7	3	2	18	0	0	1	16	41	2	3	.310	.357	.667	1
2024	Wilmington	.271	57	210	35	57	86	8	6	3	24	0	5	8	21	39	14	2	.352	.410	.762	3
	Harrisburg	.255	73	275	34	70	102	15	4	3	21	1	2	5	33	58	11	3	.343	.371	.714	1
MINORS TOTALS		.262	255	954	150	250	387	52	20	15	121	1	12	17	121	216	50	12	.351	.406	.757	6

## CAREER

Enters the 2025 season as the Nationals No. 10 prospect according to Baseball America...Will take part in his first Major League Spring Training.

### 2024

Washington's "Nationals Way" Award winner following a strong 2024 season.

- Named the Nationals Minor Leaguer who best demonstrates the professionalism, leadership, loyalty, passion, selflessness, durability, determination and work ethic required to play the game the "Washington Nationals Way."
- Led Washington's Minor League system in triples (10), tied for the lead in doubles (23) and ranked in hits (2nd, 127), total bases (T3rd, 188), walks (T3rd, 54), OBP (4th, .347), OPS (4th, .735), runs scored (4th, 69), batting average (5th, .262) and stolen bases (T6th, 25).
- Batted .262 with 23 doubles, 10 triples, six homers, 45 RBI, 54 walks, 25 stolen bases and 69 runs scored across 130 games between High-A Wilmington and Double-A Harrisburg.
- Posted a 15-game on-base streak from April 12-May 2 with Wilmington, the longest on-base streak of his career...Hit .309 (17-for-55) with two doubles, three triples, six RBI, 10 walks, six stolen bases and 12 runs scored over that span.

### 2023

Entered the season rated by MLB Pipeline.com as Washington's No. 16 prospect and by Baseball America as Washington's No. 27 prospect.

- Was named a Carolina League All-Star, hitting .291 with 20 doubles, seven triples, seven homers, 48 RBI, 36 walks and 21 stolen bases in 66 games with Fredericksburg.
- Named Carolina League Player of the Week (July 3-9) after he went 8-17 (.471) with three doubles, a triple, a homer, six RBI, five walks and six runs scored.

### 2022

Missed all of 2022 recovering from Tommy John surgery.

### 2021

Reported to the Florida Complex League after he was selected in the second round of the First-Year Player Draft.

- Played in 19 games for the FCL Nationals and participated in Instructional League following the season.

## PERSONAL

Daylen Anthony Lile...Graduated from Trinity High School (Louisville, Ky.).

- Was the 2021 Perfect Game/Rawlings National High School Player of the Year, a First-Team All-America by Baseball America and back-to-back (2020, 2021) Gatorade Player of the Year for the state of Kentucky.
- Hit .550/.680/1.413 with 12 doubles, 12 triples, 18 homers, 60 RBI, 41 walks, seven strikeouts and 66 runs during his senior season at Trinity High School.

## TRANSACTIONS

2021.....Selected in the second round of the 2021 First Year Player Draft.



# #38 TREY LIPSCOMB

Instagram @tlips22

X @tlips03

INF

**BORN / 2025 OPENING DAY AGE**  
6/14/00 Frederick, Md. / 24

**BATS / THROWS**  
Right / Right

**MLB SERVICE / OPTIONS USED**  
0.099 / 1 of 3

**HEIGHT / WEIGHT**  
6'3" / 209

**ROUND / SCHOOL**  
3rd Rd., 2022  
University of Tennessee

**SIGNING SCOUT**  
Brian Cleary (WSH)

**ACQUIRED**  
Selected in the third round of the 2022 First-Year Player Draft

## UPDATED 2025 STATS

Research Tool Baseball Reference savant Fan Graphs

## LIPSCOMB CAREER RECORD

YR.	CLUB	AVG	G	AB	R	H	TB	2B	3B	HR	RBI	SH	SF	HP	BB	SO	SB	CS	OBP	SLG	OPS	E
2022	Fredericksburg	.299	23	97	15	29	38	4	1	1	13	0	0	0	4	19	12	1	.327	.392	.719	3
2023	Wilmington	.251	49	191	19	48	74	14	0	4	27	0	3	3	15	42	6	3	.311	.387	.698	5
	Harrisburg	.284	80	320	40	91	140	15	2	10	45	0	2	1	12	61	4	3	.310	.438	.748	3
2024	Rochester	.283	65	240	31	68	94	14	0	4	35	0	0	1	22	50	8	5	.346	.392	.738	2
	Washington	.200	61	190	20	38	44	3	0	1	10	1	1	2	16	40	11	2	.268	.232	.500	9
MLB TOTALS		.200	61	190	20	38	44	3	0	1	10	1	1	2	16	40	11	2	.268	.232	.500	9
MINORS TOTALS		.276	152	608	74	168	252	33	3	15	85	0	5	4	31	122	22	7	.313	.414	.727	11

## CAREER

Washington's 2023 Minor League Defensive Player of the Year and the 2023 winner of the Rawlings Minor League Gold Glove Award for third basemen.

- Is mainly a third baseman, but has the ability to play every infield position.
- Attended Urbana High School in Frederick County, Maryland, approximately 30 miles outside of Washington, D.C.

## 2024

In his first MLB season, the versatile defender enjoyed five Major League stints, ultimately playing in 61 games at three different positions: third base (55 G), first base (5 G) and second base (2 G).

- Reported to Triple-A Rochester following Spring Training, but joined the Nationals due to an injury to Nick Senzel on Opening Day.
- Had contract selected on March 30 and made his debut at Cincinnati that day...Became the first National (2005-pres.) to record a hit and a stolen base in his Major League debut.
- Hit his first career home run the following day, March 31 at Cincinnati...It was a go-ahead home run in the seventh inning.
- Became the fourth player in Nationals history to collect hits in each of his first three games.
- Ended the season tied for tenth among National League rookies (14th in the NL overall) with 11 stolen bases despite playing in only 61 games.
- On April 8 at San Francisco, became the fourth Nationals rookie to steal home, the second to record three stolen bases in a game.
- Had four three-hit games in his first 31, tied with Keibert Ruiz for the most three-hit games in a players first 31 career games in Nationals history.

## 2023

Led Nationals Minor Leaguers with 139 hits and 29 doubles while ranking fourth in average (.272), home runs (14) and RBI (72) in his first full professional season.

- Led the Eastern League in hits (91) and ranked second on the Senators in home runs (10) from the his promotion (June 9) through the end of the season.
- Went 16-for-27 (.593) with two doubles, a triple, two homers, 10 RBI, three strikeouts and eight runs scored in six games from Aug. 1 to Aug. 6...Was named Eastern League Player of the Week for the effort.
- Hit .339/.370/.519 in 46 games from July 1 to Aug. 26.
- Named South Atlantic League Player of the Week on June 4 after hitting .429 with five doubles, a homer and seven RBI.

## 2022

Reported to Single-A Fredericksburg after the First-Year Player Draft

- He had hits in 20 of his first 26 games...He had hits in nine of his last 12 games, including four multi-hit efforts.
- Hit his first career home run in his first career at-bat on Aug. 9 against Augusta.

## PERSONAL

LaVictor Antwain Lipscomb...Graduated from Urbana (Md.) High School...Attended the University of Tennessee.

- Hit .355 as a senior in 2022 while leading the Southeastern Conference and ranking fifth nationally with 80 RBI...Was a Dick Howser Trophy finalist and Golden Spikes Award semi-finalist.
- He ranked in the top five in the conference in slugging percentage (2nd, .717), total bases (2nd, 180), home runs (4th, 22) and runs scored (4th, 68) en route to being named First-Team All-SEC.

## TRANSACTIONS

2022...Selected in the third round of the First-Year Player Draft.





# #82 CALEB LOMAVITA

braddahcaleb

@braddahcaleb

C



**BORN / 2025 OPENING DAY AGE** 11/18/02 Honolulu, Hawaii. / 22  
**BATS / THROWS** Right / Right  
**MLB SERVICE / OPTIONS USED** 0.000 / 0 of 3  
**HEIGHT / WEIGHT** 5'11" / 218  
**ROUND / SCHOOL** 1st Rd., 2024  
University of California - Berkeley  
**SIGNING SCOUT** Bryan Byrne (WSH)

**ACQUIRED** Selected in the first round (39th overall) in the 2024 First Year Player Draft

**UPDATED 2025 STATS** Research Tool BASEBALL REFERENCE savant FAN GRAPHS

## LOMAVITA CAREER RECORD

YR.	CLUB	AVG	G	AB	R	H	TB	2B	3B	HR	RBI	SH	SF	HP	BB	SO	SB	CS	OBP	SLG	OPS	E
2024	Fredericksburg	.213	17	61	15	13	15	2	0	0	10	0	1	4	5	13	3	2	.310	.246	.556	0
MINORS TOTALS		.213	17	61	15	13	15	2	0	0	10	0	1	4	5	13	3	2	.310	.246	.556	0

## CAREER

Competitive Balance-A selection (39th overall) from 2024 takes part in his first Major League Spring Training

## 2024

Selected 39th overall by the Nationals in the 2024 First Year Player Draft.

- Plated 10 runs and totaled 15 runs scored in 17 games with Single-A Fredericksburg, helping the FredNats to the Carolina League title.

## PERSONAL

Caleb Kaimi Kalae'pomakai Lomavita...Graduated from St. Louis High School (Hawaii)...Attended the University of California - Berkeley.

- Hit .322 with 13 doubles, one triple, 15 home runs, 52 RBI, 12 walks, 12 stolen bases and 51 runs scored in 55 games for Cal in 2024.
- Posted a .395 on-base percentage, .586 slugging percentage and was one of eight catchers in NCAA Division I with 10 or more stolen bases and 10 or more home runs.
- Led his team with 133 total bases, which ranked fifth-most in the Pac-12.

## TRANSACTIONS

2024....Selected in the first round of the First Year Player Draft.

## AWARDS AND HONORS

2025.....Washington's No.8 prospect, per Baseball America.





# #21 JORGE LOPEZ

@yabiee48

X@yabiee18

RHP

**BORN / 2025 OPENING DAY AGE** 2/10/93 Caguas, PR / 32 **BATS / THROWS** Right / Right

**MLB SERVICE / OPTIONS USED** 6.094 / 3 of 3 **HEIGHT / WEIGHT** 6'3" / 206

**ROUND / SCHOOL** 2nd Rd., 2011 **SIGNING SCOUT** Manolo Hernandez  
Caguas Military Academy (PR) Charlie Sullivan (MIL)

**ACQUIRED**  
Signed as a free agent, Jan 11, 2025

**UPDATED 2025 STATS**  
Research Tool BASEBALL REFERENCE savant FAN GRAPHS

## LOPEZ CAREER RECORD

YEAR	CLUB	W	L	ERA	G	GS	CG	SHO	SV	IP	H	R	ER	HR	HB	BB	SO	SO/9	WP	BK	AVG
2011	AZL Brewers	0	0	2.25	4	4	0	0	0	12.0	13	3	3	0	0	3	10	7.50	1	0	.265
2012	AZL Brewers	1	3	5.33	7	3	0	0	2	25.1	27	22	15	2	2	12	20	7.11	5	0	.270
	DSL Brewers	0	1	4.76	5	3	0	0	0	22.2	22	14	12	0	4	10	26	10.32	2	1	.256
2013	Wisconsin	7	8	5.23	25	22	0	0	2	117.0	120	78	68	13	9	48	92	7.08	13	0	.264
2014	Brayard County	10	10	4.58	25	25	1	0	0	137.2	144	80	70	12	4	46	119	7.78	8	0	.273
2015	Biloxi	12	5	2.26	24	24	0	0	0	143.1	105	37	36	9	3	52	137	8.60	13	0	.205
	Milwaukee	1	1	5.40	2	2	0	0	0	10.0	14	6	6	0	1	5	10	9.00	1	0	.350
2016	Biloxi	2	4	3.97	8	8	0	0	0	45.1	45	21	20	5	1	16	47	9.33	9	0	.260
	Colorado Springs	1	7	6.81	17	16	0	0	0	79.1	101	66	60	12	5	55	66	7.49	11	3	.312
2017	Biloxi	8	8	4.25	39	13	1	1	7	103.2	92	53	49	7	5	38	105	9.12	11	0	.238
	Milwaukee	0	0	4.50	1	0	0	0	0	2.0	4	1	1	0	0	1	0	0.00	0	0	.444
2018	Colorado Springs	3	3	5.65	24	0	0	0	5	28.2	33	23	18	3	2	10	23	7.22	4	1	.289
	Omaha	1	0	4.00	2	2	0	0	0	9.0	8	4	4	2	0	1	11	11.00	0	0	.235
	Milwaukee	0	1	2.75	10	0	0	0	0	19.2	16	6	6	1	0	13	15	6.86	1	0	.225
	Kansas City	2	4	6.35	7	7	0	0	0	34.0	41	24	24	5	1	9	23	6.09	2	0	.292
2019	Kansas City	4	9	6.33	39	18	0	0	1	123.2	140	94	87	27	10	42	109	7.93	6	0	.286
2020	Kansas City	0	0	27.00	1	0	0	0	0	0.2	3	2	2	0	0	0	0	0.00	0	0	.600
	Baltimore	2	2	6.34	9	6	0	0	0	38.1	43	30	27	7	3	12	28	6.57	4	0	.287
2021	Baltimore	3	14	6.07	33	25	0	0	0	121.2	142	83	82	21	10	56	112	8.28	9	2	.293
2022	Baltimore	4	6	1.68	44	0	0	0	19	48.1	30	15	9	3	4	17	54	10.06	2	2	.174
	Minnesota	0	1	4.37	23	0	0	0	4	22.2	23	11	11	1	3	14	18	7.15	3	0	.271
2023	Minnesota	4	2	5.09	37	0	0	0	3	35.1	34	22	20	7	8	11	27	6.88	2	0	.256
	Miami	2	0	9.26	12	0	0	0	0	11.2	20	13	12	1	0	9	8	6.17	3	0	.400
	Baltimore	0	0	5.25	12	0	0	0	0	12.0	13	7	7	4	0	2	14	10.50	0	0	.271
2024	AZL Cubs	0	0	27.00	1	0	0	0	0	1.0	4	3	3	0	0	0	2	18.00	0	0	.571
	Iowa	0	0	12.46	5	0	0	0	0	4.1	8	6	6	1	2	1	3	6.23	0	0	.400
	New York (NL)	1	2	3.76	28	0	0	0	2	26.1	25	13	11	3	2	11	19	6.49	2	0	.255
	Chicago (NL)	1	1	2.03	24	0	0	0	2	26.2	21	6	6	3	0	8	31	10.46	0	0	.214
MLB TOTALS		24	43	5.25	282	58	0	0	31	533.0	569	333	311	83	42	210	468	7.90	35	4	.275
MINORS TOTALS		45	49	4.49	186	120	2	1	16	729.1	722	410	364	66	37	292	661	8.16	77	5	.259

## CAREER

Veteran reliever signed with the Nationals as a free agent in the offseason.

- Named an American League All-Star in 2022 in his first year as a full-time reliever.
- Lopez is 13-14 with a 4.08 ERA, 31 saves and 242 strikeouts in 224 career games in relief.

## 2024

Went 2-3 with a 2.89 ERA, 50 strikeouts and four saves in 52 relief appearances between the New York Mets and Chicago Cubs.

- Worked 39 scoreless appearances, including 14 consecutive from July 11 to Aug. 16...That 16.0-inning scoreless streak was tied for the 10th-longest by a National League reliever in 2024.
- 2024 Pitch Mix:** Sinker (36.2%) Four-Seam (20.0%) Slider (18.8%) Knuckle Curve (13.2%) Changeup (11.8%)

## 2023

Split the season between the Twins, Marlins and Orioles.

- Combined to go 6-2 with three saves with 22 walks and 49 strikeouts in 61 appearances.
- 2023 Pitch Mix:** Sinker (33.7%) Four-Seam (16.4%) Slider (16.2%) Knuckle Curve (21.8%) Changeup (11.9%)

## 2022

Named an American League All-Star in his first full season in the bullpen, putting together career bests in ERA, saves and games.

- Went 4-5, 1.62 ERA (8 ER/44.1 IP) with 17 saves in 40 games for Baltimore before the All-Star break...ranked sixth in AL in saves at the time.
- Allowed just three earned runs in first 32 appearances from April 8-June 29, posting a 0.73 ERA (3 ER/37.0 IP) in that span.
- Traded to Minnesota at the trade deadline.
- 2022 Pitch Mix:** Sinker (50.5%) Four-Seam (4.5%) Slider (10.7%) Knuckle Curve (18.8%) Changeup (15.6%)

## AWARDS AND HONORS

**2022**.....American League All-Star at LAD  
**2015**.....Southern League Pitcher of the Year  
**2015**.....Southern League All-Star  
**2014**.....Futures Game Selection at MIN

2021

- Began the season in the Orioles rotation and made 25 starts
- Played in his 100th-career game on Sept. 3 at New York (AL)
  - Placed on the 10-day IL with a sprained right ankle on September 7 before being transferred to the 60-Day IL on September 16, ending his season.

2020

- Split the season between Kansas City and Baltimore.
- In his start on September 14 vs. Atlanta, he became the first Orioles pitcher to throw at least 7.0 innings in a game in 2020.

2019

- Made the Royals' Opening Day roster for the first time and set career highs in wins (4), appearances (39), starts (18), innings (123.2), and strikeouts (109).
- Earned his first career save on August 25 at Cleveland, recording a scoreless bottom of the 10th inning following Ryan O'Hearn's go-ahead homer in the top half.

2018

- Split the season between Milwaukee and Kansas City.
- Acquired by the Kansas City Royals with OF Brett Phillips on July 28, for INF Mike Moustakas
  - Earned his first major league win in 1,069 days, (Sept. 29, 2015 at SD), on September 2 vs. Baltimore...Struck out a then-career high eight hitters over 7.0 innings in a 9-1 win...On September 8 at Minnesota, a 4-1 win, he became the first Royal totake a perfect game into the ninth inning, retiring each of the first 24 batters.

2017

- Pitched in one Major League Game.
- Threw 2.0 innings and allowed one run on June 29 vs. Cincinnati. .

2015

- Made his Major League debut for Milwaukee in September.
- Made two starts with Milwaukee, going 1-1 with a 5.40 ERA (6 ER/10.0 IP)...Earned the 4-3 win in his major league debut on September 29 at San Diego, allowing three runs on eight hits and two walks in 5.0 innings, with seven strikeouts.

PERSONAL

Jorge Yabiel López...Graduated from Caguas Military Academy.

TRANSACTIONS

- 2011 .....Selected by Milwaukee in second round (70th overall) of 2011 First-Year Player Draft.
- 2018 .....Acquired by Kansas City along with outfielder Brett Phillips from the Brewers in exchange for infielder Mike Moustakas, July 28.
- 2018 .....Claimed off waivers by Baltimore on Aug. 9.
- 2022.....Acquired by Minnesota in exchange for pitchers Yennier Cano, Cade Povich, Juan Rojas and Juan Nunez, Aug. 2.
- 2023 .....Signed by New York (NL) as a free agent, Dec. 3.
- 2024.....Signed by Chicago (NL) a free agent, June 11.
- 2025 .....Signed with Washington as a free agent, Jan. 11.



# #61 BRAD LORD

@\_bradlord\_

RHP

**BORN / 2025 OPENING DAY AGE** **BATS / THROWS**  
2/14/00 Tallahassee, Fla. / 25 Right / Right

**MLB SERVICE / OPTIONS USED** **HEIGHT / WEIGHT**  
0.000 / 0 of 3 6'3" / 219

**ROUND / SCHOOL** **SIGNING SCOUT**  
18th Rd., 2022 Alex Morales (WSH)  
University of South Florida

**ACQUIRED**  
Selected in the 18th round of the 2022 First-Year Player Draft.

**UPDATED 2025 STATS**  
Research Tool BASEBALL REFERENCE savant FAN GRAPHS

## LORD CAREER RECORD

YEAR	CLUB	W	L	ERA	G	GS	CG	SHO	SV	IP	H	R	ER	HR	HB	BB	SO	SO/9	WP	BK	AVG
2022										DID NOT PITCH											
2023	Fredericksburg	3	1	4.38	18	8	0	0	1	61.2	67	32	30	2	7	18	44	6.42	1	0	.279
	Wilmington	1	5	3.56	9	9	0	0	0	43.0	44	24	17	2	5	10	40	8.37	3	0	.259
2024	Wilmington	0	0	0.00	1	1	0	0	0	4.0	0	2	0	0	1	6	3	6.75	0	0	.000
	Harrisburg	8	1	1.40	12	12	1	1	0	70.2	50	13	11	4	2	23	75	9.55	2	0	.201
	Rochester	2	3	3.93	12	12	0	0	0	55.0	56	25	24	4	5	20	57	9.33	3	1	.262
MINORS TOTALS		14	10	3.15	52	42	1	1	1	234.1	217	96	82	12	20	77	219	8.41	9	1	.245

## CAREER

Tall, right-hander will take part in his first Major League Spring Training in 2025 after a breakout 2024.

## 2024

Pitched at three levels, led the Nationals organization in ERA...Was one of just two pitchers in Minor League Baseball to win 10 games, pitch to an ERA less than 2.50 and strike out 100.

- Ranked in the Nationals organization in ERA (1st, 2.43), wins (2nd, 10), strikeouts (2nd, 135), opponents batting average (2nd, .224), WHIP (4th, 1.20) and innings pitched (5th, 129.2).
- Won the Nationals Way Award after the season as the Nationals Minor Leaguer who best demonstrates the professionalism, leadership, loyalty, passion, selflessness, durability, determination and work ethic required to play the game the "Washington Nationals Way."
- Finished 10-4 with a 2.43 ERA, 135 strikeouts and 49 walks across 25 starts between High-A Wilmington, Double-A Harrisburg and Triple-A Rochester.
- Was twice named Eastern League Pitcher of the Month (May and June) and earned one Eastern League Pitcher of the Week award (June 17).
- Was 5-0 with an 0.87 ERA (3 ER/31.0 IP) with 29 strikeouts in May.
- Was 3-0 with an 0.69 ERA (2 ER/26.0 IP) with 27 strikeouts in June before he was promoted to Rochester.
- Struck out 10 in 7.0 scoreless innings and allowed only two hits against Bowie on June 12.
- From May 3 to June 18 in Harrisburg, he allowed two or fewer earned runs across nine starts and finished 8-0 with a 0.79 ERA (5 ER/ 57.0 IP) with 19 walks and 56 strikeouts.
- From July 6-Aug. 17, he allowed two or fewer earned runs in seven consecutive starts with the Red Wings...During that span, he went 1-2 with a 2.41 ERA (9 ER/ 33.2 IP) with nine walks, 31 strikeouts and an opponent's batting average of .218 (27-for-124).

## 2023

Combined to go 4-6 with a 4.04 ERA in 27 games (17 starts) between Single-A Fredericksburg and High-A Wilmington in his first professional season.

- Recorded a career-high 12 strikeouts, while allowing one earned run on six hits and no walks on Sept. 8 against Brooklyn.
- Promoted to High-A Wilmington on July 2.

## 2022

Selected in the 18th round of the First-Year Player draft...Did not pitch

## PERSONAL

Bradley Ryan Lord...Graduated from Wakulla High School (Crawfordville, Fla.)...Attended Gulf Coast College (Perkinston, Miss.), Santa Fe Community College (Gainesville, Fla.) and University of South Florida.

- During his redshirt junior season, he was 3-7 with a 5.25 ERA and struck out 60 in 61.2 innings.
- At Wakulla High School, pitched three no-hitters, including the first game of his senior season, and another combined no-hitter.
- As a senior, struck out 75 and walked just 12 in 48 innings.

## TRANSACTIONS

2022...Selected by Washington in the 18th round of the First-Year Player Draft.

## AWARDS AND HONORS

- 2025.....Washington's No. 29 prospect, per *Baseball America*
- 2024.....Nationals Way Award
- 2024.....Eastern League Pitcher of the Month (May)
- 2024.....Eastern League Pitcher of the Month (June)
- 2024.....Eastern League Pitcher of the Week (June 17)





# #33 NATHANIEL LOWE

@nathaniel\_lowe

X@nathaniel\_lowe

1B

**BORN / 2025 OPENING DAY AGE**  
7/7/95 Norfolk, Va. / 29

**BATS / THROWS**  
Left / Right

**MLB SERVICE / OPTIONS USED**  
4.145 / 2 of 3

**HEIGHT / WEIGHT**  
6'4" / 245

**ROUND / SCHOOL**  
13th Rd., 2016  
Mississippi State University

**SIGNING SCOUT**  
Rickey Drexler (Rays)

**ACQUIRED**  
Via trade from the Texas Rangers in exchange for left-handed pitcher Robert Garcia, Dec. 22, 2024.

## UPDATED 2025 STATS

Research Tool BASEBALL REFERENCE savant FAN GRAPHS

## LOWE CAREER RECORD

YR.	CLUB	AVG	G	AB	R	H	TB	2B	3B	HR	RBI	SH	SF	HP	BB	SO	SB	CS	OBP	SLG	OPS	E
2016	Hudson Valley	.300	67	247	26	74	108	18	2	4	40	0	3	5	30	39	1	0	.382	.437	.819	4
2017	Bowling Green	.293	63	229	34	67	95	13	0	5	35	0	3	1	36	53	0	1	.387	.415	.802	1
	Charlotte	.249	52	173	21	43	61	10	1	2	24	0	1	1	28	52	1	1	.355	.353	.708	1
2018	Charlotte	.356	51	194	39	69	114	15	0	10	44	0	0	1	25	33	0	0	.432	.588	1.020	3
	Montgomery	.340	51	188	36	64	114	11	0	13	42	0	1	1	35	30	1	1	.444	.606	1.050	3
	Durham	.260	28	100	18	26	46	6	1	4	16	0	0	2	8	27	0	0	.327	.460	.787	1
2019	Durham	.289	93	329	63	95	167	24	0	16	63	0	1	4	72	82	1	0	.421	.508	.929	3
	Tampa Bay	.263	50	152	24	40	69	8	0	7	19	0	2	2	13	50	0	0	.325	.454	.779	1
2020	Tampa Bay	.224	21	67	10	15	29	2	0	4	11	0	0	0	9	28	1	0	.316	.433	.749	0
2021	Texas	.264	157	557	75	147	231	24	3	18	72	0	3	2	80	162	8	0	.357	.415	.772	11
2022	Texas	.302	157	593	74	179	292	26	3	27	76	0	0	4	48	147	2	2	.358	.492	.850	9
2023	Texas	.262	161	623	89	163	258	38	3	17	82	0	3	5	93	165	1	0	.360	.414	.774	3
2024	Frisco*	.111	3	9	4	1	4	0	0	1	3	0	0	1	2	0	0	0	.333	.444	.777	0
	Round Rock*	.182	3	11	1	2	3	1	0	0	1	0	0	0	1	0	0	0	.250	.273	.523	0
	Texas	.265	140	486	62	129	195	16	1	16	69	0	4	4	71	125	2	0	.361	.401	.762	5
MLB TOTALS		.272	686	2478	334	673	1074	114	10	89	329	0	12	17	314	677	14	2	.356	.433	.789	29
MINORS TOTALS		.298	411	1480	242	441	712	98	4	55	268	0	9	16	237	316	4	3	.398	.481	.879	16

\* - Rehab Assignment

## 2020 POSTSEASON

RD.	CLUB, OPP.	AVG	G	AB	R	H	TB	2B	3B	HR	RBI	SH	SF	HP	BB	SO	SB	CS	OBP	SLG	OPS	E
ALWC	TBR vs. TOR	.000	1	3	0	0	0	0	0	0	0	0	0	0	0	2	0	0	.000	.000	.000	0

## 2023 POSTSEASON

RD.	CLUB, OPP.	AVG	G	AB	R	H	TB	2B	3B	HR	RBI	SH	SF	HP	BB	SO	SB	CS	OBP	SLG	OPS	E
ALWC	TEX vs. TBR	.200	2	10	1	2	2	0	0	0	1	0	0	0	0	3	0	0	.250	.200	.400	0
ALDS	TEX vs. BAL	.167	3	12	2	2	5	0	0	1	1	0	0	0	1	6	0	0	.231	.417	.648	0
ALCS	TEX vs. HOU	.259	7	27	4	7	14	1	0	2	4	0	0	0	2	11	0	0	.310	.519	.829	0
WS	TEX vs. ARI	.176	5	17	3	3	4	1	0	0	0	0	0	0	3	2	0	0	.300	.235	.535	0
TOTALS		.212	17	66	10	14	25	2	0	3	6	0	0	0	6	22	0	0	.278	.379	.657	0

## CAREER

World Series Champion, Gold Glove and Silver Slugger Award winner was acquired by the Nationals in Dec. 2024...He is under team control through the 2026 season.

- Ranked among American League hitters in walks (2nd, 292), hits (7th, 618) and on-base percentage (8th, .359) during his time with the Rangers (2021-24)...His 292 walks rank 10th in Major League Baseball in that span.
- Since May 12, 2022, has gone more than two straight games without reaching base only once, a three-game streak, Aug. 19-21, 2024.
- Reached safely via hit or walk in 15 of the Rangers' 17 Postseason games en route to the 2023 World Series championship.

## 2024

Paced the Rangers and ranked in the American League in walks (6th, 71) and on-base percentage (9th, .361)...His 12.6% walk rate ranked fourth in all of Major League Baseball.

- Ranked among American League first basemen in on-base percentage (2nd, .361) and OPS (3rd, .762).
- Defensively, he ranked second among American League first basemen with seven outs above average and fourth with a .995 fielding percentage.
- Hit .330/.438/.461 with runners in scoring position...The .438 OBP ranked fifth in the American League and the .330 average ranked ninth.
- Hit 14 home runs and posted a .448 slugging percentage in his last 82 games of 2024.
- Slashed .327/.425/.545 with four doubles, six homers, 21 RBI, 16 walks and 15 runs scored in his final 30 games.
- Ranked fourth among MLB left-handed hitters with a .396 on-base percentage and seventh with a .292 average against left-handed pitching.
- Opened the season on the 10-day Injured List with a right oblique strain suffered in Spring Training.

## AWARDS AND HONORS

- 2023.....World Series Champion (TEX)
- 2023.....Rawlings Gold Glove Award Winner (AL 1B)
- 2023.....Harold McKinney "Good Guy" Award (Texas BBWAA)
- 2022.....Rangers Player of the Year (Texas BBWAA)
- 2022.....Louisville Slugger Silver Slugger Award Winner (AL 1B)
- 2022.....American League Player of the Week (Aug. 28)
- 2019.....Tampa Bay's No. 9 prospect, per *Baseball America*
- 2019.....MiLB.com Organization All-Star
- 2019.....American League Player of the Week (July 14)
- 2019.....Tampa's Minor League Player of the Year
- 2018.....MiLB.com Organization All-Star
- 2018.....Southern League Player of the Week (Aug. 5)
- 2018.....Southern League Player of the Week (June 17)
- 2018.....SiriusXM All-Star Futures Game at WSH
- 2018.....Florida State League All-Star (mid-season)
- 2018.....Florida State League Player of the Month (May)
- 2018.....Florida State League Player of the Month (April)
- 2018.....Florida State League Player of the Week (April 29)
- 2017.....Midwest League All-Star (mid-season)
- 2016.....New York-Penn League All-Star (mid-season)



2023

Won the Rawlings Gold Glove Award as the best defensive first baseman in the American League...Hit three Postseason home runs on the way to winning the 2023 World Series.

- Ranked among American League leaders in walks (2nd, 93), times on base (3rd, 261), doubles (5th, 38), hits (T8th, 163), and OBP (10th, .360).
- The 38 doubles were the most by an American League first baseman and second behind only Freddie Freeman among MLB first baseman.
- Started 161 of Texas' 162 games at first base (DNP on 6/14 vs. LAA).
- Led American League first baseman with three defensive runs saved and posted a .998 fielding percentage en route to the Gold Glove Award.

2022

Winner of the Louisville Slugger Silver Slugger and Rangers Player of the Year by the Dallas BBWAA.

- Led club and ranked among American League leaders in multi-hit games (2nd, 54), hits (4th, 179), batting average (7th, .302), OPS (8th, .851) and slugging (8th, .492).
- Became the first Rangers qualifier to hit over .300 since Elvis Andrus (.302) and Adrián Beltré (.300) in 2016.
- Led Major League Baseball with 93 hits after the All-Star break...Hit .339/.399/.566/ with 15 homers and 38 RBI in 72 games after the break.

2021

In his first full Major League season and first year in the Rangers' organization, led the club with 80 walks and a .357 on-base percentage.

- Clubbed a then career-high 18 home runs and 72 RBI.
- Had 22 RBI in April, and had 14 RBI in his first five games of the season tied for the second-most in MLB history (since 1920) for a team's first five games.
- Recorded a career-best 25-game on-base streak from April 17 to May 13.
- Collected hits in eight straight at-bats from Aug. 23 to 25.

2020

Opened the season at Tampa Bay's Alternate Training Site before being recalled on Sept. 1.

- Led the team with 11 RBI and was second with four home runs over the final month of the season.

2019

Had his contract seelcted on April 29 and made his Major League debut that night at Kansas City as the designated hitter.

- Recorded a double in the eighth inning off Scott Barlow for his first Major League hit.
- Enjoyed four Major League stints with the Rays, appearing in 50 games...Hit .263 with eight doubles, seven homers, 19 RBI, 13 walks and 24 runs scored in those 50 games.
- Hit his first Major League homer off New York's (AL) Masahiro Tanaka on July 5 to end a 10-pitch at bat.
- Named American League Player of the Week on July 14 after hitting .471 with three homers in four games..
- Ranked among the International League leaders in walks (2nd, 72), OBP (2nd, .421), and OPS (5th, .929).

2016-18

Advanced through Tampa's system, eventually becoming a top 100 prospect and named their Minor League Player of the Year in 2018.

- Led Rays Minor Leaguers with 27 homers and 102 RBI in 2018.
- Participated in the Futures Game at Nationals Park in 2018.

PERSONAL

David Nathaniel Lowe...Graduated from Pope High School in Marietta Ga...Began his college career at Mercer (Ga.) University before attending St. John's River (Fla.) State College and Mississippi State University.

- Married his wife, Brenna, during the 2024 offseason.
- Younger brother, Josh plays for the Tampa Bay Rays...Their father, David, was selected by the Mariners in 1986 but chose to attend the U.S. Naval Academy and spent 20 years as a pilot in the United States Navy.
- With the Rangers, he spent multiple New Year's Days on mission trips to the Bahamian Island of Eleuthera...The trips centered around youth ministry and athletic activities.

TRANSACTIONS

2016 .....Selected by Tampa Bay in the 13th round of the 2016 First-Year Player Draft.

2021.....Acquired by Texas along with first baseman Jake Guenther and a PTBNL (outfielder Carl Chester) in exchange for outfielder Heriberto Hernandez, infielder Osleivis Basabe and outfielder Alexander Ovalles, Dec. 10.

2024.....Acquired by Washington in exchange for left-handed pitcher Robert Garcia, Dec. 22, 2024.



# #81 DREW MILLAS

@drewmillas22

@drewmillas22

C



**BORN / 2025 OPENING DAY AGE** 1/15/98 Swansea, Ill. / 27 **BATS / THROWS** Switch / Right

**MLB SERVICE / OPTIONS USED** 0.116 / 1 of 3 **HEIGHT / WEIGHT** 6'0" / 204

**ROUND / SCHOOL** 7th Rd., 2019 Missouri State University **SIGNING SCOUT** Steve Abney (OAK)

**ACQUIRED** Via trade with Richard Guasch and Seth Shuman from Oakland for Yan Gomes and Josh Harrison, July 30, 2021

**UPDATED 2025 STATS** Research Tool BASEBALL REFERENCE savant FAN GRAPHS

## MILLAS CAREER RECORD

YR.	CLUB	AVG	G	AB	R	H	TB	2B	3B	HR	RBI	SH	SF	HP	BB	SO	SB	CS	OBP	SLG	OPS	E
2019																						
2020																						
2021	Lansing	.255	59	220	34	56	79	12	1	3	28	0	3	2	41	39	10	2	.372	.359	.731	9
	Wilmington	.284	27	102	15	29	33	4	0	0	20	0	1	2	13	14	5	1	.373	.324	.696	2
2022	Fredericksburg	.246	18	61	15	15	23	2	0	2	10	0	0	0	14	13	6	2	.387	.377	.764	4
	Wilmington	.237	25	76	13	18	33	8	2	1	10	0	0	0	22	20	1	0	.408	.434	.842	0
	Harrisburg	.211	45	152	12	32	45	4	0	3	16	0	1	0	15	53	1	1	.280	.296	.576	3
2023	Harrisburg	.341	25	82	14	28	44	4	0	4	19	0	0	1	16	16	2	1	.455	.537	.992	2
	Rochester	.270	58	196	26	53	79	11	3	3	24	0	3	4	26	33	4	1	.362	.403	.765	3
	Washington	.286	11	28	1	8	13	2	0	1	6	1	0	0	4	5	0	0	.375	.464	.839	1
2024	Rochester	.311	60	222	32	69	115	13	3	9	35	0	1	0	18	34	10	1	.361	.518	.879	6
	Washington	.246	20	57	7	14	18	1	0	1	1	0	0	0	5	16	4	0	.306	.316	.622	1
	MLB TOTALS	.259	31	85	8	22	31	3	0	2	7	1	0	0	9	21	4	0	.330	.365	.695	2
	MINORS TOTALS	.270	317	1111	161	300	451	58	9	25	162	0	9	9	165	222	39	9	.366	.406	.772	29

## CAREER

Switch-hitting catcher was acquired by the Nationals at the 2021 Trade Deadline in the deal that sent Yan Gomes and Josh Harrison to Oakland.

- Is the "Best Defensive Catcher" in Washington's system, per *Baseball America*...Earned the same recognition in 2021 as a member of the Athletics organization...Was also their No. 13 prospect at that point in the season.

## 2024

Enjoyed four Major League stints in his second big league season.

- Put together his strongest Minor League season, hitting .311/.361/.518 in 60 games with Triple-A Rochester.
- Went 9-for-27 (.333) with three walks, two stolen bases and five runs scored in his final nine games after his Aug. 24 recall.
- His four stolen bases were tied for fourth among NL catchers despite playing in just 20 games.
- Checked in with a career-high three hits on June 21 at Colorado (3-for-4, 2B, HR, RBI, BB, R).
- Recorded the second-fastest home to first time (4.38) and third-fastest sprint speed (28.3 ft/sec) among MLB catchers.

## 2023

Had his contract selected on Aug. 28 and made his Major League debut that night at Toronto.

- Recorded first Major League hit on Sept. 2 vs. Miami, a single off Geoff Hartlieb...Hit safely in six of eight starts...Had hits in each of his first four starts.
- Clubbed his first Major League homer on Sept. 13 at Pittsburgh (Priester)...Recorded first career multi-hit game September 21 vs. Atlanta (2-for-4, RBI).
- At the time of his promotion, ranked in Washington's Minor League system in on-base percentage (2nd, .390), OPS (4th, .832), average (5th, .291), slugging percentage (6th, .442) and RBI (T7th, 43).
- Hit .291/.390/.442 with 15 doubles, three triples, seven RBI, 43 RBI, 42 walks, six stolen bases and 40 runs in 83 games between Double-A and Triple-A.

## 2022

Hit .225 with 14 doubles, two triples, six homers, 36 RBI, 51 walks, eight stolen bases and 87 runs in 87 games between three levels of Washington's system

- Had a strong Arizona Fall League seasons for Peoria...Hit .305 with five doubles, two homers, 13 RBI, three walks, one stolen base and six runs in 15 games.

## 2020-21

Acquired by Washington at the 2021 Trade Deadline after spending 59 games at Single-A Lansing

- Combined to hit .264 with 16 doubles, one triple, three homers, 48 RBI, 15 stolen bases and 49 runs in 86 games...Had more walks (54) than strikeouts (53).
- His 15 stolen bases were sixth most among all Minor League catchers in 2021.

## PERSONAL

Andrew Theodore Millas...Graduated from Belleville (Ill.) East High School...Attended Missouri State University

- Was one of the top defensive catchers in the 2019 Draft...Was First-Team All-Missouri Valley Conference in 2018 and 2019.

## TRANSACTIONS

2019 .....Selected by Oakland in the seventh round of the First-Year Player Draft.

2021 .....Acquired by Washington along with right-handed pitcher Richard Guasch and right-handed pitcher Seth Shuman in exchange for catcher Yan Gomes and second baseman Josh Harrison, July 30.



# #39 YOHANDY MORALES

yoyo\_moralees

1B/3B

**BORN / 2025 OPENING DAY AGE** 10/9/01 Miami, Fla. / 23 **BATS / THROWS** Right / Right

**MLB SERVICE / OPTIONS USED** 0.000 / 0 of 3 **HEIGHT / WEIGHT** 6'3" / 224

**ROUND / SCHOOL** 2nd Rd., 2023 **SIGNING SCOUT** Alex Morales (WSH)  
University of Miami (FL)

**ACQUIRED**  
Selected in the second round of the 2023 First-Year Player Draft

**UPDATED 2025 STATS**

## MORALES CAREER RECORD

YR	CLUB	AVG	G	AB	R	H	TB	2B	3B	HR	RBI	SH	SF	HP	BB	SO	SB	CS	OBP	SLG	OPS	F
2023	FCL Nationals	.400	2	5	0	2	2	0	0	0	1	0	0	0	0	0	0	0	.400	.400	.800	0
	Fredericksburg	.390	18	77	18	30	44	10	2	0	17	0	1	1	8	18	1	1	.448	.571	1.019	3
	Wilmington	.314	18	70	12	22	31	5	2	0	14	0	0	2	8	16	0	0	.400	.443	.843	3
	Harrisburg	.286	4	14	0	4	5	1	0	0	0	0	0	0	3	2	0	0	.412	.357	.769	0
2024	Fredericksburg	.417	6	24	5	10	18	2	0	2	7	0	0	0	1	1	1	0	.440	.750	1.190	0
	Harrisburg	.269	69	245	25	66	94	11	1	5	34	0	1	5	31	69	4	3	.362	.384	.746	7
MINORS TOTALS		.308	117	435	60	134	194	29	5	7	73	0	2	8	51	106	6	4	.389	.446	.835	13

## CAREER

Washington's second-round pick in the 2023 First-Year Player Draft will take part in his first Major League Spring Training.

- Is a third baseman, but has the ability to play first base.

## 2024

Spent entire season with Double-A Harrisburg...Played in six rehab games for Single-A Fredericksburg.

- Hit his first professional home run on April 13 at Altoona, a three-run shot.
- Recorded hits in 18 of 22 games (.295, 23-for-78) before going down with a left thumb injury.
- Hit .304 with a .412 on-base percentage and 10 multi-hit games after returning to the Senators on Aug. 9.

## 2023

Quickly ascended through four levels of the organization after debuting with the FCL Nationals on July 29

- Led all of Single-A with 52 hits from Aug. 1 through the end of the season...Tied for the lead with 15 doubles.
- Ranked in extra-base hits (T4th, 19) and RBI (T5th, 31)...Hit .349 with 16 doubles, four triples, and 32 RBI across four levels during the season.
- Reached base safely in first 33 games of professional ball...Hit safely in 26 of his first 29 games from July 29-Aug. 31, going 44-for-117 (.376), with 14 doubles, three triples, and 29 RBI in that span...
- Earned Carolina League Player of the Week honors (Aug. 14-20), going 12-for-26 (.462) with five multi-hit contests that included four doubles and nine RBI.

## PERSONAL

Yohandy Morales...Graduated from G. Holmes Braddock High School (Miami, Fla.)...Attended the University of Miami.

- Nicknamed "Yoyo."
- Played for the USA Baseball Collegiate National Team while at the University of Miami.
- Hit .408 with 13 doubles, 20 home runs, 70 RBI, 30 walks, 55 strikeouts, seven stolen bases and 58 runs scored in 61 games as a Senior for the Hurricanes...Posted a .475 on-base percentage, .713 slugging percentage and ranked in the Atlantic Coast Conference in batting average (1st, .408), slugging (3rd, .713), OPS (3rd, 1.187), RBI (4th, 70) and home runs (6th, 20).

## TRANSACTIONS

2023...Selected in the second round of the 2023 First-Year Player Draft.



# #26 NASIM NUÑEZ

nasimnunez @Diamonds\_Nas23



INF

**BORN / 2025 OPENING DAY AGE** **BATS / THROWS**  
8/18/00 Bronx, N.Y. / 24 Switch / Right

**MLB SERVICE / OPTIONS USED** **HEIGHT / WEIGHT**  
1.000 / 0 of 3 5'9" / 168

**ROUND / SCHOOL** **SIGNING SCOUT**  
2nd Rd., 2019 Christian Castorri (MIA)  
Collins Hill (Ga.) High School

**ACQUIRED**  
Selected in the first round (No. 5 overall) of the 2023 Rule 5 Draft

**UPDATED 2025 STATS**

## NUÑEZ CAREER RECORD

YR.	CLUB	AVG	G	AB	R	H	TB	2B	3B	HR	RBI	SH	SF	HP	BB	SO	SB	CS	OBP	SLG	OPS	E
2019	GCL Marlins	.211	48	175	37	37	44	5	1	0	12	2	2	1	34	43	28	2	.340	.251	.591	16
	Batavia	.000	3	10	1	0	0	0	0	0	0	1	0	0	1	5	0	0	.091	.000	.091	0
2020																						
2021	Jupiter	.243	52	189	33	46	50	2	1	0	10	1	1	2	35	46	33	10	.366	.265	.631	7
2022	Beloit	.247	85	300	53	74	97	11	3	2	27	4	2	1	71	103	49	11	.390	.323	.713	17
	Pensacola	.261	38	142	22	37	43	6	0	0	14	1	2	2	24	36	21	5	.371	.303	.674	7
2023	Pensacola	.224	125	490	84	110	140	11	2	5	43	2	4	2	87	107	52	7	.341	.286	.627	17
2024	Washington	.246	51	61	14	15	16	1	0	0	1	5	0	0	12	15	8	2	.370	.262	.632	5
	MLB TOTALS	.246	51	61	14	15	16	1	0	0	1	5	0	0	12	15	8	2	.370	.262	.632	5
	MINORS TOTALS	.233	351	1306	230	304	374	35	7	7	106	11	11	8	252	340	183	35	.358	.286	.644	64

## CAREER

Washington's first round pick in the 2023 Rule 5 Draft...Spent the entire 2024 season on the Nationals active roster...Was one of the best base stealers and one of the best defensive infielders in Minor League Baseball when he was chosen.

- Is the "Best Defensive Infielder" in Washington's system entering 2025, according to *Baseball America*...Earned the same recognition after joining Washington in 2024...Was set to enter the 2024 season as Miami's No. 6 prospect.
- Was also cited by *Baseball America* as having the "Best Strike-Zone Discipline," being the "Fastest Baserunner," the "Best Defensive Infielder" and having the "Best Infield Arm" among Marlins Minor Leaguers before Washington selected him.
- Was rated the "Best Defensive Shortstop" in the 2019 First-Year Player Draft by MLB.com.
- Ranked second in all of Minor League Baseball with 183 stolen bases from 2019 to 2023.

## 2024

Speedy, switch-hitting plus-plus infielder enjoyed his first Major League season.

- Made his MLB debut on March 30 at Cincinnati as a pinch runner in the ninth inning...Stole second base and scored the game-winning run on sacrifice fly.
- Played in 51 games, the third-most by a Rule 5 pick in Nationals history (2005-pres.), trailing only Jesús Flores (79 in 2007) and Tony Blanco (56 in 2005).
- Had three outs above average, according to *Baseball Savant* and averaged 91.6 mph on his throws, third-hardest among MLB shortstops (min. 100 throws).
- Recorded his first Major League hit, June 26 at San Diego (single off Tom Cosgrove).
- Went 10-for-19 (.526) with a double, RBI, four walks, three stolen bases and eight runs in his next 19 games following that first hit.
- Hit .294 (15-for-51) with a .419 on-base percentage (11 BB, 12 SO) from June 26 through the end of the season.

## 2023

Was named the Most Valuable Player of the 2023 SiriusXM All-Star Futures Game as well as an Arizona Fall League Fall Star.

- Led the Southern League and ranked tied for third in all of Double-A with 52 stolen bases and was fourth with 87 walks in 125 games with Double-A Pensacola.
- Also ranked among Southern League hitters in runs (11st, 84), walks (3rd, 87) and hits (10th, 110).

## 2022

Ranked tied for third in all of Minor League Baseball with 70 stolen bases...Was three short of the Marlins Minor League record.

- Ranked 12th in all of Minor League Baseball and second in Miami's system with 95 walks...Also led the system with 75 runs scored and ranked second among Marlins full season Minor Leaguers with a .384 on-base percentage.
- Hit .251 with 17 doubles, three triples, two home runs, 41 RBI, 95 walks, 70 stolen bases and 75 runs in 123 games between High-A Beloit and Double-A Pensacola.

## 2019-21

Advanced through Miami's Minor League system after being selected in the second round in 2019.

- Ranked second in Low-A Southeast with 33 stolen bases in 2021.

## PERSONAL

Nasim Emmanuel Nuñez...Graduated from Collins Hill High School in Suwanee, Georgia...Committed to Clemson University before signing with Miami.

- Began journaling in 2022 when Miami Minor League operations employees Hector Crespo and Colleen Mitchell gave journals to the players to prioritize their mental health and stay focused during the season.

## TRANSACTIONS

2019 ....Selected by Miami in the second round of the First-Year Player Draft.

2023 ....Selected by Washington in the first round (No. 5 overall) of the Rule 5 Draft.

# #16 SHINNOSUKE OGASAWARA

@dshinnosuke11

@D\_11\_oga\_shin

LHP

BORN / 2025 OPENING DAY AGE

10/8/97 Fugisawa, Japan / 27

BATS / THROWS

Left / Left

MLB SERVICE / OPTIONS USED

0.000 / 0 of 3

HEIGHT / WEIGHT

6'0" / 223

NAME PRONUNCIATION

Shinnosuke (shin-OH-skeh) Ogasawara (og-ah-sah-wah-rah)

ACQUIRED

Signed as a free agent, Jan. 24, 2025

UPDATED 2025 STATS



## OGASAWARA CAREER RECORD

YEAR	CLUB	W	L	ERA	G	GS	CG	SHO	SV	IP	H	R	ER	HR	HB	BB	SO	SO/9	WP	BK	AVG
2016	Chunichi	5	8	3.97	24	24	0	0	0	118.0	101	57	52	10	2	67	92	7.0	9	0	-
2017	Chunichi	7	9	4.70	27	27	1	0	0	141.2	143	75	74	22	2	63	128	8.1	8	0	-
2018	Chunichi	5	6	4.28	18	18	1	1	0	109.1	111	56	52	15	3	49	77	6.3	3	0	-
2019	Chunichi	5	2	2.15	12	12	0	0	0	62.2	51	16	15	6	2	9	48	6.9	6	0	-
2020	Chunichi	2	6	4.93	12	12	1	0	0	69.1	78	43	38	7	3	19	43	5.6	4	0	-
2021	Chunichi	8	10	3.64	25	25	0	0	0	143.1	141	60	58	16	4	51	115	7.2	4	0	-
2022	Chunichi	10	8	2.72	23	23	0	0	0	148.2	127	47	45	9	1	40	144	8.7	4	0	-
2023	Chunichi	7	12	3.59	25	25	1	1	0	160.2	153	69	64	14	4	41	134	7.5	3	0	-
2024	Chunichi	5	11	3.12	24	24	0	0	0	144.1	151	59	50	9	4	22	82	5.1	2	0	-
NPB TOTALS		54	72	3.67	190	190	4	2	0	1098.0	1056	482	448	108	25	361	863	7.2	43	0	-

## CAREER

Washington's first player signed directly from Japan, Ogasawara turned professional at 18 years old and pitched to a 54-72 record with a 3.67 ERA in nine seasons for the Chunichi Dragons of the Nippon Professional Baseball League.

- Pronounced Shinnosuke (shin-OH-skeh) Ogasawara (og-ah-sah-wah-rah).

## 2024

Went 5-11 with a 3.12 ERA and 82 strikeouts in 144.1 innings for the Dragons.

- Issued just 22 walks

## 2023

Went 7-12 with a 3.59 ERA and 134 strikeouts in 160.2 innings.

- Named to the NPB All-Star Team
- Walked only 41 hitters.

## 2022

Won a career high 10 games.

- Went 10-8 with a 2.72 ERA in 23 games.
- Struck out a career high 144.

## 2021

Went 8-10 with a 3.64 ERA and 115 strikeouts in 143.1 innings.

- Pitched in 25 games, his highest total since throwing in 27 in 2017.

## 2016-20

Pitched for the Dragons and amassed 24 wins before turning 23 years old.

- He was Chunichi's Opening Day starter 2018 as a 20 year old.

## PERSONAL

Shinnosuke Ogasawara...Graduated from Tokai University Sagami Senior High School in Sagamihara, Japan.

- Helped Japan to a second place finish at the U-18 Baseball World Cup in 2015.
- Played with former Red Sox pitcher Daisuke Matsuzaka from 2018-19 and maintains a close relationship with him.

## TRANSACTIONS

2025....Signed with Washington as a free agent on Jan. 24

## AWARDS AND HONORS

2023....Nippon Professional Baseball League All-Star





# #70 MITCHELL PARKER

@ mitchyp13 @ Mitch\_Parker18



LHP

**BORN / 2025 OPENING DAY AGE** 9/27/99 Albuquerque, NM / 25 **BATS / THROWS** Left / Left

**MLB SERVICE / OPTIONS USED** 0.168 / 1 of 3 **HEIGHT / WEIGHT** 6'4" / 245

**ROUND / SCHOOL** 5th Rd., 2020 **SIGNING SCOUT** Brandon Larson (WSH)  
San Jacinto (TX) College

**ACQUIRED**  
Selected in the fifth round of the 2020 First-Year Player Draft

**UPDATED 2025 STATS**  
Research Tool BASEBALL REFERENCE savant FAN GRAPHS

## PARKER CAREER RECORD

YEAR	CLUB	W	L	ERA	G	GS	CG	SHO	SV	IP	H	R	ER	HR	HB	BB	SO	SO/9	WP	BK	AVG
2021	Fredericksburg	3	7	4.08	12	10	0	0	0	57.1	47	33	26	8	3	21	85	13.34	8	0	.215
	Wilmington	1	5	5.89	11	11	0	0	0	44.1	56	34	29	4	3	17	59	11.98	5	0	.303
2022	Wilmington	6	4	2.88	24	24	1	0	0	100.0	76	37	32	3	1	67	117	10.53	6	2	.208
2023	Harrisburg	9	6	4.20	25	23	0	0	0	113.2	100	58	53	10	0	54	132	10.45	13	3	.235
	Rochester	0	1	10.45	3	3	0	0	0	10.1	15	12	12	3	0	7	18	15.68	1	0	.326
2024	Rochester	0	0	0.00	1	1	0	0	0	4.0	1	1	0	0	0	1	5	11.25	0	0	.077
	Washington	7	10	4.29	29	29	0	0	0	151.0	154	82	72	18	2	43	133	7.93	7	0	.259
MLB TOTALS		7	10	4.29	29	29	0	0	0	151.0	154	82	72	18	2	43	133	7.93	7	0	.259
MINORS TOTALS		19	23	4.20	75	71	1	0	0	325.2	294	174	152	28	7	166	411	11.36	33	5	.237

## CAREER

Tall left-hander was the 27th pitcher drafted or signed and developed to start a game for Washington since 2005 when he made his debut in 2024.

- His 133 strikeouts in 2024 were the most by a rookie in Nationals history (2005-pres.).
- Ranked among all Minor League pitchers in opponents' slugging (2nd, .351), strikeouts per 9.0 innings (3rd, 11.36), strikeouts (15th, 411) and home runs (6th, 28) from 2021 to 2023.

## 2024

Made his Major League debut on April 15 at Dodger Stadium and went on to make 29 starts in his rookie campaign.

- Ranked among Major League rookies in strikeouts (5th, 133) and wins (T8th, 7)...Also ranked (min. 90.0 IP) in walks per 9.0 innings (8th, 2.56) and strikeout-to-walk ratio (9th, 3.09).
- Led all Major League rookies with a 2.65 ERA (26 ER/88.1 IP) at home.
- Posted the third-lowest ERA (3.06) by any Nationals pitcher (2005-pres.) through his first 12 starts behind Tanner Roark (2.87) and Stephen Strasburg (2.91).
- Earned the win over the Dodgers in his debut (5.0 IP, 4 H, 2 ER, 4 SO).
- Followed that with his best start of the season, April 21 vs. Houston (7.0 IP, 3 H, 8 SO).
- Faced each of the last four World Series champions (Dodgers, Braves twice, Astros, Rangers)...Went 3-1 with a 2.41 ERA (10 ER/30.2 IP), 25 strikeouts and two walks in those starts.
- **2024 Pitch Mix:** Four-Seam (48.6%) Curveball (22.5%), Split Finger (19.1%) Slider (9.8%)

## 2023

Led Washington's system with 150 strikeouts, tied for the lead with nine wins, and ranked third in the organization with a .244 opponents' average.

- Went 9-7 with a 4.72 ERA in a career-high 28 games (26 starts).
- Posted a 2.98 ERA (18 ER/54.1 IP), 66 strikeouts and just 15 walks from July 16 to September 2.
- Tossed 7.0 innings and allowed just one hit twice, including July 16 vs. Richmond (SFG) when he tossed 7.0 innings of one-hit, shutout ball with eight strikeouts and two walks.
- Struck out a career-high 13 batters in 6.0 innings on Aug. 8 vs. Akron (CLE).

## 2021-22

Ranked among Nationals Minor League pitchers in starts (T1st, 24) and strikeouts (T2nd, 117) in 2022 and second in the system with 144 strikeouts in 2021.

- Started 24 games for High-A Wilmington in 2022, tied for the third-most of any pitcher in the South Atlantic League.
- Struck out a then-career-high 12 batters in 5.2 innings on July 7, 2022 at Winston Salem (CWS).
- Posted 12.70 strikeouts per 9.0 innings in 2021, sixth-best in all of MiLB (min. 100.0 IP).

## PERSONAL

Mitchell James Parker...Graduated from Manzano High School in Albuquerque...Attended San Jacinto College.  
• Led NJCAA Division 1 with 64 strikeouts in the shortened 2020 season, his sophomore year at San Jacinto College...Went 5-0 with a 1.19 ERA (4 ER/30.1 IP) in six starts.

## TRANSACTIONS

2020 ...Selected by Washington in the fifth round of the First-Year Player Draft.

## AWARDS AND HONORS

- 2024....Washington's No. 30 prospect, per *Baseball America*
- 2023....Washington's No. 14 prospect, per *Baseball America*
- 2022....MiLB.com Organization All-Star
- 2022....Washington's No. 20 prospect, per *Baseball America*
- 2021....MiLB.com Organization All-Star
- 2021....High-A East Pitcher of the Week (June 13)
- 2021....High-A East Pitcher of the Week (May 30)

## HOMEGROWN STARTERS

No.	Player	1st MLB Start
1.	John Lannan	7/26/07 at PHI
2.	Jordan Zimmermann	4/20/09 vs. ATL
3.	Ross Detwiler	5/18/09 vs. PIT
4.	Craig Stammen	5/21/09 vs. PIT
5.	Marco Estrada	9/12/09 at FLA
6.	Stephen Strasburg	6/8/10 vs. PIT
7.	Tommy Milone	9/3/11 vs. NYM
8.	Brad Peacock	9/14/11 at NYM
9.	Nathan Karns	5/28/13 vs. BAL
10.	Taylor Jordan	6/29/13 at NYM
11.	Taylor Hill	9/26/14 vs. MIA
12.	A.J. Cole	4/28/15 at ATL
13.	Reynaldo Lopez	7/19/16 vs. LAD
14.	Lucas Giolito	6/28/16 vs. NYM
15.	Erick Fedde	7/30/17 vs. COL
16.	Matt Grace	8/18/17 at SD
17.	Jeffrey Rodriguez	6/19/18 vs. BAL
18.	Austin Voth	7/14/18 at NYM
19.	Wil Crowe	8/22/20 vs. MIA
20.	Ben Braymer	9/20/20 at MIA
21.	Joan Adon	10/3/21 vs. BOS
22.	Evan Lee	6/1/22 at NYM
23.	Jackson Tetreault	6/14/22 vs. ATL
24.	Cade Cavalli	8/26/22 vs. CIN
25.	Jake Irvin	5/3/23 at CHC
26.	Jackson Rutledge	9/13/23 at PIT
27.	Mitchell Parker	4/15/24 at LAD

# #45 KONNOR PILKINGTON

@\_kcpilk\_

@kpiilk48

LHP

**BORN / 2025 OPENING DAY AGE** **BATS / THROWS**  
9/12/97 Pascagoula, Miss. / 27 Left / Left

**MLB SERVICE / OPTIONS USED** **HEIGHT / WEIGHT**  
0.083 / 3 of 3 6'3" / 245

**ROUND / SCHOOL** **SIGNING SCOUT**  
3rd Rd., 2018 Warren Hughes (CWS)  
Mississippi State University

**ACQUIRED**  
Signed as a Minor League free agent, Dec. 9, 2024

**UPDATED 2025 STATS**  
Research Tool Baseball Reference savant FAN GRAPHS

## PILKINGTON CAREER RECORD

YEAR	CLUB	W	L	ERA	G	GS	CG	SHO	SV	IP	H	R	ER	HR	HB	BB	SO	SO/9	WP	BK	AVG
2018	AZL White Sox	0	0	18.00	2	1	0	0	0	2.0	7	4	4	0	1	1	2	9.00	0	0	.538
	Great Falls	0	1	5.25	6	6	0	0	0	12.0	14	9	7	1	0	4	9	6.75	2	0	.292
2019	Kanapolis	1	0	1.62	6	6	0	0	0	33.1	15	6	6	2	4	11	42	11.34	2	0	.132
	Winston-Salem	4	9	4.99	19	19	0	0	0	95.2	99	56	53	7	2	39	96	9.03	3	1	.270
2021	Birmingham	4	4	3.48	14	14	0	0	0	62.0	36	24	24	9	3	21	71	10.31	5	0	.173
	Akron	3	2	2.33	8	7	0	0	0	38.2	25	11	10	2	2	18	49	11.41	2	0	.187
2022	Columbus	3	5	5.88	13	12	0	0	0	56.2	59	40	37	8	3	26	58	9.21	4	0	.266
	Cleveland	1	2	3.88	15	11	0	0	0	58.0	53	30	25	6	2	32	50	7.76	1	0	.238
2023	Columbus	0	2	8.36	4	4	0	0	0	14.0	19	14	13	3	1	11	14	9.00	2	0	.339
	Reno	2	4	8.46	22	14	0	0	0	60.2	71	58	57	14	3	52	63	9.35	4	0	.290
	Cleveland	0	0	0.00	1	0	0	0	0	2.0	1	0	0	0	0	1	2	9.00	0	0	.143
2024	Reno	3	5	5.91	33	21	0	0	0	77.2	88	52	51	7	3	49	79	9.15	5	0	.289
	MLB TOTALS	1	2	3.75	16	11	0	0	0	60.0	54	30	25	6	2	33	52	7.80	1	0	.235
	MINORS TOTALS	20	32	5.21	127	104	0	0	0	452.2	433	274	262	53	22	232	483	9.60	29	1	.253

## CAREER

Born third-round pick joins the Nationals on a Minor League deal with an invitation to Spring Training.

## 2024

Spent the entire season with Triple-A Reno in the Diamondbacks organization.

- Struck out 79 in 77.2 innings in 33 games (21 starts).
- Earned Pacific Coast League Pitcher of the Week after he worked a season high 5.1 innings of one-hit ball with three strikeouts on July 13 against Round Rock.
- Struck out a season high eight in 3.2 innings in his final start of the season on Sept. 20 against Albuquerque.

## 2023

Spent most of the season in Triple-A between the Diamondbacks and Guardians organizations.

- Made one appearance in the Major Leagues for Cleveland...Allowed one hit in 2.0 scoreless frames against Colorado on April 25.
- 2023 Pitch Mix:** Four-Seam (67.5%). Changeup (17.5%), Slider (15%)

## 2022

Made his Major League debut for Cleveland on April 15 and finished the season with 15 games in the Major Leagues.

- Made his Major League debut in relief working a scoreless inning on April 15 vs. San Francisco.
- Made his first MLB start on May 8, 2022 vs. Toronto... Struck out six in 3.2 innings of two-run ball.
- Earned his first Major League win with 5.0 scoreless innings with eight strikeouts against Kansas City on June 1.
- 2022 Pitch Mix:** Four-Seam (63.3%), Changeup (21.5%), Slider (7.9%), Curveball (7.2%), Sinker (0.1%)

## 2021

Traded from Chicago (AL) to Cleveland for Cesar Hernandez on July 29, 2021.

- Posted a breakout season between Double-A Akron and Triple-A Columbus, going 2-2 with a 1.62 ERA (11 ER/61.0 IP) in 15 games (14 starts) with 93 strikeouts.
- Went 3-0 with a 1.31 ERA in nine games (eight starts) from July 15-Sept. 4.

## 2018-20

Progressed through the Chicago White Sox organization.

- Did not pitch in 2020...Entered the season as Chicago's (AL) No. 17 prospect.

## PERSONAL

Konnor Chase Pilkington...Graduated from East Central High School (Moss Point, Miss.)...Attended Mississippi State University.

- Played for the USA Collegiate National Team in 2017.
- Struck out 100 in back-to-back seasons in 2017 and 2018 for the Bulldogs...Ranked sixth in the Southeastern Conference with 111 strikeouts in 2017.

## TRANSACTIONS

**2018** ...Selected by Chicago (AL) in the third round of the 2018 First-Year Player Draft.

**2021** ...Acquired by Cleveland in exchange for second baseman Cesar Hernandez, July 29.

**2023** ...Acquired by Arizona in exchange for cash considerations, May 1.

**2024** ...Signed with Washington as a Minor League free agent, Dec. 3.

## AWARDS AND HONORS

- 2024** ... Pacific Coast League Pitcher of the Week (July 14)
- 2022** ... Cleveland's No. 30 prospect per *Baseball America*
- 2020** ... Chicago's (AL) No. 17 prospect per *Baseball America*
- 2019** ... Chicago's (AL) No. 22 prospect per *Baseball America*

# #59 ANDREW PINCKNEY

@andrewpinckney\_ X @andrewpinckney\_

OF

BORN / 2025 OPENING DAY AGE 12/7/00 Tuscaloosa, Ala. / 24 BATS / THROWS Right / Right

MLB SERVICE / OPTIONS USED 0.000 / 0 of 3 HEIGHT / WEIGHT 6'4" / 204

ROUND / SCHOOL 4th Rd., 2023 University of Alabama SIGNING SCOUT Tommy Jackson (WSH)

ACQUIRED Selected in the fourth round of the 2023 First-Year Player Draft

UPDATED 2025 STATS Research Tool BASEBALL REFERENCE savant FAN GRAPHS

## PINCKNEY CAREER RECORD

YR.	CLUB	AVG	G	AB	R	H	TB	2B	3B	HR	RBI	SH	SF	HP	BB	SO	SB	CS	OBP	SLG	OPS	E
2023	FCL Nationals	.500	2	4	2	2	3	1	0	0	1	0	0	0	2	0	1	0	.667	.750	1.417	0
	Fredericksburg	.329	17	73	21	24	39	6	0	3	15	0	0	5	4	16	6	1	.402	.534	.936	3
	Wilmington	.324	18	68	13	22	28	1	1	1	4	0	0	2	13	18	3	1	.446	.412	.858	1
	Harrisburg	.235	4	17	3	4	4	0	0	0	0	0	0	0	0	4	1	1	.235	.235	.470	0
	Harrisburg	.259	114	437	54	113	160	20	3	7	44	2	2	10	36	130	22	9	.328	.366	.694	4
2024	Rochester	.253	23	83	11	21	28	2	1	1	6	0	0	3	7	37	5	1	.333	.337	.670	1
	MINORS TOTALS	.273	178	682	104	186	262	30	5	12	70	2	2	20	62	205	38	13	.350	.384	.734	9

## CAREER

Tall, powerful outfielder played at four levels in 2023 before reaching Triple-A in 2024.

## 2024

Began the season with Double-A Harrisburg before finishing the season at Triple-A Rochester.

- Led all Nationals Minor Leaguers in hits (134)...Ranked in the top 10 in total bases (3rd, 188), triples (T3rd, 4), doubles (T4th, 22), stolen bases (5th, 27), extra-base hits (6th, 34), runs (16th, 65), on-base percentage (7th, .329), RBI (T7th, 50), OPS (8th, .691) and slugging percentage (9th, .362).
- Was named Eastern League Player of the Week on May 20 after hitting .429 (9-for-21) with two doubles, a triple, two homers and seven RBI during the week.
- Promoted to Triple-A Rochester on Aug. 27 after hitting .262 (28-for-107) over his previous 29 games at Double-A.
- Tallied five multi-hit efforts in his first nine games (.333, 12-for-36) with the Red Wings

## 2023

Played at four levels, finishing the season at Double-A Harrisburg after he drafted in the fourth round.

- Reported to the FCL Nationals and played two games after the Draft.
- Earned Carolina League Player of the Week honors (Aug. 6) with Single-A Fredericksburg after he produced five multi-hit efforts and hit safely in all six games (10-for-20) with three doubles, a home run, and six RBI.
- Hit safely in 15-of-17 games for the FredNats.
- Continued his hot debut season with Single-A Wilmington, collecting hits in 15 of 18 games before ending the season with Double-A Harrisburg.
- Finished his first professional season with 17 multi-hit efforts in 41 games.

## PERSONAL

Andrew David Pinckney...Graduated from McIntosh High School (Peachtree, Ga.)...Attended the University of Alabama.

- Started all 64 games for the Crimson Tide in his redshirt junior season, earning ABCA/Rawlings All-Southeast Region First Team, NCAA All-Tournament Team, SEC Baseball All-Tournament Team, and Second Team All-SEC honors.
- Homered off 2024 National League Rookie of the Year Paul Skenes during SEC play in 2023.

## TRANSACTIONS

2023...Selected in the fourth round of the First-Year Player Draft.





# #41 COLIN POCHE

@colinpoche

@colinpoche

LHP



**BORN / 2025 OPENING DAY AGE** 1/17/94 Flower Mound, Texas / 31  
**BATS / THROWS** Left / Left  
**MLB SERVICE / OPTIONS USED** 5.114 / 3 of 3  
**HEIGHT / WEIGHT** 6'3" / 225  
**ROUND / SCHOOL** 14th Rd., 2016  
**SIGNING SCOUT** J.R. Salinas (ARI)  
Dallas Baptist University

**NAME PRONUNCIATION**  
Colin Poche (po-SHAY)

**ACQUIRED**  
Signed as a Minor League free agent, Feb. 16, 2025

**UPDATED 2025 STATS**



## POCHE CAREER RECORD

YEAR	CLUB	W	L	ERA	G	GS	CG	SHO	SV	IP	H	R	ER	HR	HB	BB	SO	SO/9	WP	BK	AVG
2016	Hillsboro	1	2	3.19	21	4	0	0	0	31.0	20	14	11	2	1	17	36	10.45	3	0	.194
2017	Kane County	2	0	1.09	13	0	0	0	1	24.2	16	3	3	0	0	6	44	16.05	1	1	.186
	Visalia	1	1	1.40	18	0	0	0	2	25.2	14	5	4	0	0	13	37	12.97	2	0	.163
2018	Jackson	0	0	0.00	9	0	0	0	1	11.0	3	0	0	0	0	2	23	18.82	1	0	.086
	Montgomery	1	0	0.00	3	0	0	0	0	5.0	1	0	0	0	0	0	9	16.20	0	0	.067
	Durham	5	0	1.08	28	2	0	0	1	50.0	29	7	6	2	0	17	78	14.04	1	1	.172
2019	Durham	2	2	6.26	20	2	0	0	0	27.1	32	20	19	4	0	9	48	15.80	1	0	.286
	Tampa Bay	5	5	4.70	51	0	0	0	2	51.2	33	27	27	9	5	19	72	12.54	2	0	.181
2020																					
2021																					
2022	Durham	0	0	0.00	6	0	0	0	1	6.0	1	0	0	0	0	2	11	16.50	1	0	.053
	Tampa Bay	4	2	3.99	65	0	0	0	7	58.2	46	30	26	11	1	22	64	9.82	4	0	.211
2023	Tampa Bay	12	3	2.23	66	0	0	0	1	60.2	42	17	15	4	1	24	61	9.05	3	0	.194
2024	Durham	0	0	6.75	3	0	0	0	0	2.2	3	2	2	0	0	1	1	3.38	0	0	.273
	Tampa Bay	1	2	3.86	43	0	0	0	2	37.1	30	16	16	7	0	13	33	7.96	1	0	.217
MLB TOTALS		22	12	3.63	225	0	0	0	12	208.1	151	90	84	31	7	78	230	9.94	10	0	.200
MINORS TOTALS		12	5	2.21	121	8	0	0	6	183.1	119	51	45	8	1	67	287	14.09	10	2	.187

## CAREER

Trusted member of the Tampa Bay Rays bullpen for four seasons joins the Nationals on a Minor League free agent.

- His 82 holds as a Ray rank third in franchise history.

## 2024

Recorded a team-high 20 holds as a member of the Rays bullpen.

- Went 1-2 with a 3.86 ERA (37.1IP, 16ER) and two saves in 43 appearances...Had two stints on the Injured list: April 26 (retro April 24)–June 8 (mid-back tightness) and Aug. 31–Sept. 16 (left shoulder inflammation).
- Pitched scoreless relief in 12 straight games from June 8–July 12, matching a career-high...He allowed just three hits across 11.2 innings during that time.
- Did not allow a hit in five straight appearances from July 12-27.
- In 23 appearances from June 8–Aug. 8, he recorded a 0.86 ERA (2 ER/21.0 IP), .116 (8-for-69) opponent average and a 0.71 WHIP.
- 2024 Pitch Mix:** Four-Seam (68.1%), Slider (39.1%)

## 2023

Set career bests in appearances (66), wins (12), ERA (2.23), innings (60.2) and HR/9.0 IP (0.59)...His 2.23 ERA ranked eighth in the AL (min. 50.0 IP).

- His 12 wins led all MLB relievers...They were the second-most victories by a reliever in Rays history, trailing only Ryan Yarbrough's 14 in 2018.
- Became the sixth pitcher in Rays history to appear in 65 or more games in consecutive seasons, joining Roberto Hernández (1998-2000), Dan Wheeler (2008-09), Joel Peralta (2011-14), Jake McGee (2012-14) and Fernando Rodney (2012-13).
- Pitched to a 1.64 ERA (4ER/22.0 IP) across 23 appearances after Aug. 6, holding opponents to a .173 (13-for-75) average...The stretch included a career-high 12 consecutive scoreless appearances from Aug. 30–Sept. 23.
- 2023 Pitch Mix:** Four-Seam (65%), Slider (35%)

## 2022

Began the season with Triple-A Durham before he was recalled on April 22 and spent the rest of the season with Tampa Bay.

- Struck out 64 hitters in 58.2 innings over 65 games.
- Collected a career high seven saves.
- 2022 Pitch Mix:** Four-Seam (77.6%), Curveball (21.0%), Slider (1.4%)

## 2020-21

Missed the both seasons recovering from Tommy John Surgery on July 29, 2020.

## 2019

Made his Major League debut on June 8 after he was selected between games of a doubleheader at Boston.

- Led American League lefty relievers with a .181 opponent average (33-for-182), and ranked seventh overall among all AL relievers...His 12.54 SO/9.0 IP ranked fourth among AL lefties (min. 50.0 IP) behind New York's Aroldis Chapman (13.42), Boston's Chris Sale (13.32) and Cleveland's Brad Hand (13.19).
- Recorded his first career save on July 26 at Toronto.



2018

- Named Rays Minor League Pitcher of the Year.*
- Began the season with Double-A Jackson in the Arizona Diamondbacks organization...Pitched for Double-A Montgomery and Triplr-A Durham in the Rays system following a May 1 acquisition as a player to be named in the Steven Souza Jr. trade.
  - Went 6-0 with a 0.82 ERA (66.0IP, 6ER) and 110 strikeouts for a 15.0 SO/9.0IP ratio between the two organizations...No Minor League pitcher with as many innings recorded a better SO/9.0 IP ratio...struck out 45.6 pct. of his batters faced.
  - Named the Rays Minor League Pitcher of the Month for June after he went 1-0 with a 0.57 ERA (1 ER/15.2 IP) and 28 strikeouts.

2017

- Went 3-1 with a 1.25 ERA (7 ER/50.1 IP) and 81 strikeouts in 31 appearances between Single-A Visalia and Single-A Kane County.*
- Following the season, he went 1-0 with a 3.31 ERA (6 ER/16.1 IP) in 11 appearances for the Salt River Rafterers in the Arizona Fall League.

2016

- Made his professional debut with Short Season-A Hillsboro after he was selected in the 14th round by Arizona.*
- Made four starts in his first five outings and then pitched out of the bullpen to end the season.

PERSONAL

- Colin Michael Poche (Poh-shay)...Graduated from Edward S. Marcus High School (Flower Mound, Texas)...Attended the University of Arkansas and Dallas Baptist University.*
- Married to his wife, Jessica...Has a daughter, Mia Grace and a golden retriever, Zeus.
  - Inducted into the Dallas Baptist University Athletics Circle of Honor in 2023.

TRANSACTIONS

- 2016** ....Selected by the Arizona Diamondbacks in the 14th round of the First-Year Player Draft.
- 2021**.....Acquired by the Tampa Bay Rays along with Sam McWilliams (as players to be named, May 1, 2018) and Anthony Banda from Arizona and Nick Solak from the New York Yankees as part of a three-team trade that Tampa Bay sent Steven Souza Jr. to Arizona, Feb. 20.
- 2025**.....Signed with Washington as a Minor League free agent, Feb. 16.



# #64 ORLANDO RIBALTA

 orlando\_ribalta

RHP

**BORN / 2025 OPENING DAY AGE**      **BATS / THROWS**  
3/5/98 Santa Clara, Cuba / 27      Right / Right

**MLB SERVICE / OPTIONS USED**      **HEIGHT / WEIGHT**  
0.013 / 1 of 3      6'8" / 257

**ROUND / SCHOOL**      **SIGNING SCOUT**  
12th Rd., 2019      Alex Morales (WSH)  
Miami Dade Community College

**ACQUIRED**  
Selected in the 12th round of the 2019 First-Year Player Draft

**UPDATED 2025 STATS**  
   

## RIBALTA CAREER RECORD

YEAR	CLUB	W	L	ERA	G	GS	CG	SHO	SV	IP	H	R	ER	HR	HB	BB	SO	SO/9	WP	BK	AVG
2019	GCL Nationals	2	0	3.18	9	0	0	0	0	17.0	11	7	6	1	4	13	19	10.06	2	3	.196
2020										DID NOT PITCH											
2021	FCL Nationals	1	1	4.24	11	0	0	0	2	17.0	14	9	8	1	3	7	17	9.00	0	0	.222
2022	Fredericksburg	1	2	3.97	25	0	0	0	1	34.0	28	17	15	4	3	19	33	8.74	2	0	.230
	Wilmington	0	1	2.20	11	0	0	0	1	16.1	12	5	4	1	0	8	21	11.57	2	0	.203
2023	FCL Nationals	0	0	0.00	2	0	0	0	0	1.2	2	1	0	0	0	0	3	16.20	0	0	.250
	Fredericksburg	0	0	5.79	4	0	0	0	0	4.2	3	3	3	0	0	2	5	9.64	0	0	.188
	Wilmington	1	0	4.76	3	0	0	0	0	5.2	2	3	3	0	0	2	8	12.71	0	1	.105
	Harrisburg	2	1	3.92	17	0	0	0	2	20.2	21	10	9	2	0	10	19	8.27	6	0	.259
	Rochester	1	0	0.00	1	0	0	0	0	2.0	1	0	0	0	0	2	1	4.50	0	0	.167
2024	Harrisburg	1	0	1.00	16	0	0	0	5	18.0	10	2	2	1	0	8	32	16.00	0	0	.161
	Rochester	5	2	3.72	35	0	0	0	0	36.1	28	16	15	4	1	24	45	11.15	2	0	.215
	Washington	0	0	13.50	4	0	0	0	0	3.1	10	5	5	0	1	2	3	8.10	0	0	.500
MLB TOTALS		0	0	13.50	4	0	0	0	0	3.1	10	5	5	0	1	2	3	8.10	0	0	.500
MINORS TOTALS		14	7	3.38	134	0	0	0	11	173.1	132	73	65	14	11	95	203	10.54	14	4	.212

## CAREER

Tall, hard-throwing reliever made his Major League debut in 2024 after five seasons in Washington's Minor League system.

- Owns the "Best Changeup" in Washington's system, according to *Baseball America*.
- Joins Livan Hernandez, Yunesky Maya and Roenis Elias as the fourth Cuban born pitcher in Nationals history (2005-pres.).
- Was one of four Cuban born and drafted players to play in 2024, joining, Yasmani Grandal, Nestor Cortes Jr. and Victor Mederos...Was one of 30 Cuban born and drafted big leaguers in Major League history at the time of his debut, according to the *Elias Sports Bureau*.

## 2024

Enjoyed two stints in his first Major League season...Had his contract selected on Aug. 13 and made his Major League debut that night at Baltimore...Struck out Ramon Urias for his first big league strikeout in that outing.

- Was 5-1 with a 2.58 ERA with 67 strikeouts in 45.1 innings between Triple-A Rochester and Double-A Harrisburg at the time of the call-up.
- Ranked among Nationals Minor League relievers in strikeouts per 9.0 IP (2nd, 12.75), strikeouts (3rd, 77), opponents' average (3rd, 2.41) and ERA (7th, 2.82).
- Opened the season with Harrisburg before being promoted to Rochester on May 25...Posted a 2.82 ERA and 77 strikeouts in 51 total games (54.1 IP).
- Tossed 18.0 straight scoreless innings from April 9 to May 26...Recorded 32 strikeouts and a .131 opponents' average (8-for-61) during the streak.
- 2024 Pitch Mix:** Four-Seam (46.4%) Changeup (34.0%) Slider (19.6%)

## 2023

Split his time across four levels of Washington's system...Participated in the Arizona Fall League for the second consecutive season.

- Went 4-1 with two saves and a 3.89 ERA in 27 games between his four stops.

## 2022

Split his first full professional season between Single-A Fredericksburg and High-A Wilmington...Participated in the Arizona Fall League following the season

- Went 1-3 with two saves and a 3.58 ERA in 36 games.

## 2019-21

Reported to the GCL Nationals following the 2019 First-Year Player Draft...Did not pitch in 2020 and returned to the FCL Nationals in 2021.

- Participated in Instructional League following the 2020 season.

## PERSONAL

Orlando Andres Ribalta...Graduated from Miami Christian High School...Attended Miami Dade Community College.

- Went 2-3 with 10 saves and a 3.92 ERA (17 ER/39.0 IP) with 38 strikeouts in 27 appearances as the team's closer in 2019.

## TRANSACTIONS

**2019** ....Selected by Washington in the 12th round of the First-Year Player Draft.





#80 MAX ROMERO JR.

@mj\_rtbromero @mj\_rtbromero

C

BORN / 2025 OPENING DAY AGE 4/29/01 Miami, Fla. / 23 BATS / THROWS Left / Right

MLB SERVICE / OPTIONS USED 0.000 / 0 of 3 HEIGHT / WEIGHT 6'0" / 240

ROUND / SCHOOL 9th Rd., 2022 University of Miami (Fla.) SIGNING SCOUT Alex Morales (WSH)

ACQUIRED Selected in the ninth round of the 2022 First-Year Player Draft.

UPDATED 2025 STATS Research Tool BASEBALL REFERENCE savant FAN GRAPHS

ROMERO CAREER RECORD

YR.	CLUB	AVG	G	AB	R	H	TB	2B	3B	HR	RBI	SH	SF	HP	BB	SO	SB	CS	OBP	SLG	OPS	E
2022	Fredericksburg	.172	9	29	3	5	6	1	0	0	2	0	0	0	0	14	0	0	.273	.207	.480	1
2023	FCL Nationals	.286	9	28	2	8	11	3	0	0	8	0	1	0	4	9	0	0	.364	.393	.757	0
	Fredericksburg	.266	54	177	27	47	76	8	0	7	29	0	0	5	42	60	1	1	.420	.429	.849	4
2024	Wilmington	.188	82	271	25	51	94	14	1	9	33	1	2	7	27	102	0	0	.277	.347	.624	3
MINORS TOTALS		.220	154	505	57	111	187	26	1	16	72	1	3	12	77	185	1	1	.335	.370	.705	8

CAREER

Fourth-year professional catcher will take part in his first Major League Spring Training.

2024

Reached High-A in his third professional season.

- Spent entire season with High-A Wilmington.
- Reached base safely in 14 straight games from July 3-31...Slashed .326/.418/.652 with three doubles, four homers, 10 RBI, seven walks and nine runs scored during the streak.

2023

Played in 63 games between Single-A and Rookie-level in his first full professional season.

- Hit safely in eight straight games from Aug. 6-18, posting a slash line of .393/.553/.536 over 28 at-bats for Single-A Fredericksburg.
- Went 3-4 with a pair of home runs on Aug. 29 vs. Lynchburg, the first multi-homer game of his professional career

2022

Reported to Single-A Fredericksburg following the draft.

- Played in nine total games, collecting a double, two RBI and five hits in 29 at-bats.

PERSONAL

Maxwell Vianney Romero...Graduated from Pembroke Pines Charter High School (Pembroke Pines, Fla.)...Attended the University of Miami.

- Hit .272 with 15 doubles, 12 home runs and 54 RBI in 59 games in 2022, his first year at Miami after he transferred from Vanderbilt.

TRANSACTIONS

2022...Selected in the ninth round of the 2022 First-Year player Draft.



# #13 AMED ROSARIO

@amedrosario1

INF

**BORN / 2025 OPENING DAY AGE** 11/20/95 Santo Domingo, DOM / 29 **BATS / THROWS** Right / Right

**MLB SERVICE / OPTIONS USED** 7.062 / 3 of 3 **HEIGHT / WEIGHT** 6'2" / 240

**SIGNING SCOUT**  
Gerardo Cabrera (NYM)

**ACQUIRED**  
Signed as a free agent, Jan. 8, 2025

**UPDATED 2025 STATS**

Research Tool BASEBALL REFERENCE savant FAN GRAPHS

## ROSARIO CAREER RECORD

YR.	CLUB	AVG	G	AB	R	H	TB	2B	3B	HR	RBI	SH	SF	HP	BB	SO	SB	CS	OBP	SLG	OPS	E
2013	Kingsport	.241	58	212	22	51	76	8	4	3	23	0	2	1	11	43	2	6	.279	.358	.637	14
2014	Brooklyn	.289	68	266	39	77	101	11	5	1	23	2	2	3	17	47	7	3	.337	.380	.717	20
	Savannah	.133	7	30	2	4	9	0	1	1	4	0	0	0	1	11	0	0	.161	.300	.461	1
2015	St. Lucie	.257	103	385	41	99	129	20	5	0	25	3	1	5	23	73	12	4	.307	.335	.642	17
	Binghamton	.100	2	10	1	1	1	0	0	0	1	0	0	0	0	5	1	0	.100	.100	.200	0
2016	St. Lucie	.309	66	265	27	82	117	10	8	3	40	0	3	1	21	36	13	6	.359	.442	.801	11
	Binghamton	.341	54	214	38	73	103	14	5	2	31	0	3	1	19	51	6	2	.392	.481	.873	12
2017	Las Vegas	.328	94	393	66	129	183	19	7	7	58	0	5	4	23	67	19	6	.367	.466	.833	19
	New York (NL)	.248	46	165	16	41	65	4	4	4	10	0	0	2	3	49	7	3	.271	.394	.665	6
2018	New York (NL)	.256	154	554	76	142	211	26	8	9	51	3	3	3	29	119	24	11	.295	.381	.676	16
2019	New York (NL)	.287	157	616	75	177	266	30	7	15	72	2	3	3	31	124	19	10	.323	.432	.755	17
2020	New York (NL)	.252	46	143	20	36	53	3	1	4	15	0	0	0	4	34	0	1	.272	.371	.643	2
2021	Cleveland	.282	141	550	77	155	225	25	6	11	57	0	4	3	31	120	13	0	.321	.409	.730	10
2022	Cleveland	.283	153	637	86	180	257	26	9	11	71	0	4	4	25	111	18	4	.312	.403	.715	14
2023	Cleveland	.265	94	385	51	102	142	19	6	3	40	0	3	2	22	77	9	0	.306	.369	.675	11
	Los Angeles (NL)	.256	48	125	19	32	51	6	2	3	18	0	0	1	7	22	6	2	.301	.408	.709	1
2024	Tampa Bay	.307	76	264	22	81	110	17	3	2	26	0	1	3	7	48	9	4	.331	.417	.748	2
	Los Angeles (NL)	.273	5	11	1	3	4	1	0	0	2	0	0	0	1	2	1	1	.333	.364	.697	0
	Cincinnati	.158	22	57	6	9	12	0	0	1	4	0	0	1	1	23	3	0	.186	.211	.397	0
MLB TOTALS		.273	942	3507	449	958	1396	157	46	63	366	5	18	22	161	729	109	36	.308	.398	.706	79
MINORS TOTALS		.291	452	1775	236	516	719	82	35	17	205	5	16	15	115	333	60	27	.336	.405	.741	94

## CAREER

Versatile veteran infielder signed a one-year deal with the Nationals in January.  
• Former Mets No. 1 prospect and No. 8 overall prospect in baseball, per *Baseball America*.

## 2024

Hit .280 with 18 doubles, three triples, three home runs, 32 RBI, 13 stolen bases and 29 runs scored in 103 games between Tampa Bay, Los Angeles (NL) and Cincinnati.

- Began his season by recording 10 multi-hit games in his first 18 starts and finished the year with 26 multi-hit efforts in 82 starts.
- Played 27 games at second base, 26 games in right field, 15 games at third base and 14 games at shortstop throughout the season.

## 2023

Hit .263 with 25 doubles, eight triples, six home runs and 58 RBI over 142 games between Cleveland and Los Angeles (NL).

- Acquired by Los Angeles in a mid-season trade on July 26 in exchange for right-handed pitcher Noah Syndergaard and cash considerations.
- Made 88 starts at shortstop for Cleveland and seven for Los Angeles (NL). Played 19 games at second base for the Dodgers, his first career games at the position.
- Hit .321 (44-for-137) with runners in scoring position and .333 (18-for-54) with runners in scoring position and two outs.
- Batted .282 with a .768 OPS against left-handed pitchers and .252 with a .636 OPS against righties.

## 2022

Set career highs in runs (86), hits (180) and triples (9).

- He became the first Cleveland hitter to lead the majors in triples since Kenny Loftin in 1995.
- Led the American League in singles (134) and ranked third in hits.
- Appeared in 153 games, including 139 starts....started in left field on Opening Day.

## 2021

Traded to Cleveland on Jan. 7 along with Andrés Giménez, Isaiah Greene and Josh Wolf in exchange for Francisco Lindor and Carlos Carrasco

- Led Major League Baseball with six four-or-more-hit games during the season.
- Slashed .313/.356/.483 against left-handed pitchers.
- Led the American League in average (.372) and hits (42) in August...Also ranked among league leaders in total bases (4th, 66) and OPS (5th, .981).
- Became the first player since RBI became an official stat in 1920 with 5 or more hits, 5 or more RBI, an inside-the-park HR and an over-the fence HR in the same game on Aug. 31 at Kansas City.

## AWARDS AND HONORS

2017.....New York's (NL) No. 1 prospect, per *Baseball America*  
2017.....Futures Game Selection at MIA  
2017.....Pacific Coast League All-Star  
2016.....New York's (NL) No. 2 prospect, per *Baseball America*  
2016.....Futures Game Selection at SDP  
2015.....New York's (NL) No. 6 prospect, per *Baseball America*  
2015.....Florida State League All-Star  
2014.....New York-Penn League All-Star  
2014.....New York's (NL) No. 7 prospect, per *Baseball America*  
2013.....New York's (NL) No. 28 prospect, per *Baseball America*

## 2020

Played in 46 games for the Mets during the COVID-shortened season.

- Hit his first career walkoff homer, a pinch-hit, two-run shot off Aroldis Chapman in the 7th inning at Yankee Stadium On Aug. 28... The Mets were considered the home team as part of efforts to make up a three-game series scheduled for Aug. 21-23 at Citi Field that was postponed due to positive COVID tests in the Mets clubhouse...it marked the first instance of a walk-off home run by a visiting player in the majors since Ed McKean did so for the St. Louis Perfectos at the Cleveland Spiders in 1899.
- Ranked sixth in the National League (min. 40 at-bats) with a .366 (15-for-41) average in September.

## 2019

Set career highs in batting average (.287), on-base percentage (.323), slugging (.432), OPS (.755), home runs (15), RBI (72), doubles (30), walks (31), total bases (266) and games (157).

- Ranked fourth in the NL with seven triples, fifth with 177 hits and 10th with 19 steals.
- Notched his first career walk-off RBI and hit with an infield single off Kyle Barraclough on May 21 vs. Washington.
- Hit .322 in 89 games after June 17.

## 2018

Made his first Opening Day Roster and played in 154 games for the Mets.

- Ranked seventh in Major League Baseball in triples with eight.
- Became the first Met with 20 or more stolen bases at the age of 22 or younger since José Reyes (60) in 2005.
- Stole a career-high 24 bases, tied for seventh most in the NL...his 18 stolen bases after the All-Star break ranked second in the NL behind Washington's Trea Turner (21).

## 2013-17

Made his Major League debut on Aug. 1, 2017 after progressing through the Mets Minor League system.

- Made his major league debut and recorded his first hit, an infield single in the 8th inning against Scott Oberg on Aug. 1 at Colorado.
- Named Pacific Coast League Rookie of the Year and earned PCL mid-season and postseason All-Star honors in 2017.
- Selected as the Mets Minor League Organizational Co-Player of the Year in 2016.

## PERSONAL

German Amed Rosario

- Has 17 dogs, most of which are french bulldogs.

## TRANSACTIONS

**2013**.....Signed with New York (NL) as a non-drafted free agent, June 20.

**2021**.....Acquired by Cleveland Guardians with Andrés Giménez, Isaiiah Greene and Josh Wolf in exchange for Francisco Lindor and Carlos Carrasco on Jan. 7.

**2023**.....Acquired by Los Angeles (NL) in exchange for Noah Syndergaard and cash considerations on July 26.

**2024**.....Signed with Tampa Bay as a free agent on Feb. 21.

**2024**.....Acquired by Los Angeles (NL) in exchange for Michael Flynn pm July 29.

**2024**.....Claimed off waivers by Cincinnati on Aug. 18.

**2025**.....Signed with Washington as a free agent on Jan. 8.





# #20 KEIBERT RUIZ

keibert\_ruiz

@KeibertRuiz

C

**BORN / 2025 OPENING DAY AGE** 7/20/98 Valencia, VEN / 26 **BATS / THROWS** Switch / Right

**MLB SERVICE / OPTIONS USED** 3.064 / 3 of 3 **HEIGHT / WEIGHT** 6'0" / 222

**SIGNING SCOUT**  
Francisco Cartaya and Pedro Avila (LAD)

**ACQUIRED**  
Via trade with Josiah Gray, Gerardo Carrillo and Donovan Casey from the Los Angeles Dodgers in exchange for Trea Turner and Max Scherzer, July 30, 2021

**UPDATED 2025 STATS**  
Research Tool BASEBALL REFERENCE savant FAN GRAPHS

## RUIZ CAREER RECORD

YR.	CLUB	AVG	G	AB	R	H	TB	2B	3B	HR	RBI	SH	SF	HP	BB	SO	SB	CS	OBP	SLG	OPS	E
2015	DSL Dodgers	.300	44	150	14	45	58	8	1	1	19	0	0	1	8	15	4	2	.340	.387	.726	8
2016	AZL Dodgers	.485	8	33	5	16	22	4	1	0	15	0	2	1	3	4	0	0	.513	.667	1.179	0
	Ogden	.354	48	189	28	67	95	18	2	2	33	0	3	2	12	23	0	0	.393	.503	.896	1
2017	Great Lakes	.317	63	227	34	72	96	16	1	2	24	1	2	3	18	30	0	0	.372	.423	.795	4
	Rancho Cucum.	.315	38	149	24	47	74	7	1	6	27	0	3	1	7	23	0	0	.344	.497	.840	3
2018	Tulsa	.268	101	377	44	101	151	14	0	12	47	0	3	9	26	33	0	1	.328	.401	.728	4
2019	Oklahoma City	.316	9	38	6	12	18	0	0	2	9	0	0	0	2	1	0	0	.350	.474	.824	1
	Tulsa	.254	76	276	33	70	91	9	0	4	25	0	2	4	28	21	0	0	.329	.330	.659	3
2020	Los Angeles (NL)	.250	2	8	1	2	5	0	0	1	1	0	0	0	0	3	0	0	.250	.625	.875	0
2021	Los Angeles (NL)	.143	6	7	1	1	4	0	0	1	1	0	0	0	0	5	0	0	.143	.571	.714	0
	Oklahoma City	.311	52	206	39	64	130	18	0	16	45	0	1	1	23	27	0	0	.381	.631	1.012	5
	Rochester	.308	20	78	11	24	45	6	0	5	14	0	0	0	7	6	0	0	.365	.577	.942	0
	Washington	.284	23	81	9	23	32	3	0	2	14	0	0	2	6	4	0	0	.348	.395	.743	1
2022	Washington	.251	112	394	33	99	142	22	0	7	36	1	2	6	30	50	6	1	.313	.360	.673	7
2023	Washington	.260	136	523	55	136	214	24	0	18	67	0	2	6	31	58	1	1	.308	.409	.717	8
2024	Washington	.229	127	459	46	105	165	21	0	13	57	0	5	5	16	54	3	1	.260	.359	.619	2
	Harrisburg*	.111	2	9	0	1	1	0	0	0	0	0	0	0	0	2	1	0	.111	.111	.222	0
MLB TOTALS		.249	406	1472	145	366	562	70	0	42	176	1	9	19	83	174	10	3	.296	.382	.678	18
MINORS TOTALS		.300	461	1732	238	519	781	100	6	50	258	1	16	22	134	185	5	3	.355	.451	.806	29

\* - Rehab Assignment

## CAREER

A switch-hitting catcher, Ruiz is one of the top young backstops in Major League Baseball... Signed an eight-year contract in 2023 that will keep him in D.C. until 2030...The deal includes club options for 2031 and 2032.

- Enters 2025 with 40 home runs with the Nationals, second-most among catchers in Nationals history (2005-pres.) behind Wilson Ramos (83 from 2010-16).
- Ranks third in Major League Baseball with a 10.9% strikeout rate over the last four Major League seasons (2021-24).
- Is the only catcher in Nationals history to ever steal third base (has done it four times)... Was the only catcher in Major League Baseball to steal third more than once in 2024.
- Was Washington's top prospect and the No. 11 prospect in all of baseball according to Baseball America entering the 2022 season.
- Homered in his first career at bat, a solo home run off Julio Teheran on Aug. 16 at Los Angeles (AL).

## 2024

Embarked on his third full season as Washington's primary backstop.

- Ranked sixth in Major League Baseball (min. 450 PA) with an 11.1% strikeout rate.
- Finished the season strong, hitting .288 (23-for-80) with a .413 slugging percentage (7 2B, HR) in 21 games from Sept. 3 through the end of the season.
- Hit .250/.278/.396 with 20 doubles, 11 homers, 51 RBI, 13 walks, three stolen bases and 41 runs in 102 games after May 18...Was hitting .147/.190/.221 entering play that day.
- Finished the season on a four-game hitting streak: 6-for-17 (.353) with four RBI.
- Matched a career-high with four straight multi-hit games, May 24-27.
- Recorded his third career multi-homer game, Aug. 15 at Philadelphia.

## 2023

Posted the best offensive season of his young career, setting career marks in nearly every offensive category.

- Ranked third in Major League Baseball with 10.3% strikeout rate.
- 18 home runs were the second most by a catcher in a single season in Nationals history (2005-pres.) behind only Wilson Ramos' 22 home runs in 2016.
- Finished eighth in Major League Baseball (5th in the NL) and second among MLB catchers with .365 average with runners in scoring position.
- From July 9 through the end of the season, ranked among MLB catchers in average (2nd, .303), hits (3rd, 74) and on-base percentage (5th, .345).
- Hit his first career walk-off homer on Aug. 12 vs. Oakland (Erceg)...Was the first pitch in the bottom of the ninth inning.

## AWARDS AND HONORS

2022.....Washington's No. 1 prospect, per Baseball America  
2021.....MiLB.com Organization All-Star  
2021.....Triple-A West Player of the Week (July 25)  
2021.....Los Angeles' No. 1 prospect, per Baseball America  
2020.....Los Angeles' No. 4 prospect, per Baseball America  
2020.....Texas League All-Star (mid-season)  
2019.....Los Angeles' No. 1 prospect, per Baseball America  
2018.....Arizona Fall League All-Prospect Team  
2018.....Arizona Fall League Rising Stars Game  
2018.....SiriusXM All-Star Futures Game at WSH  
2018.....Texas League All-Star (mid-season)  
2018.....Los Angeles' No. 3 prospect, per Baseball America  
2017.....MiLB.com Organization All-Star  
2017.....Baseball America All-Star  
2017.....Midwest League All-Star (mid-season)  
2017.....Los Angeles' No. 20 prospect, per Baseball America  
2016.....MiLB.com Organization All-Star

2022

Ranked among National League catchers in pickoffs (11st, 4), catcher caught stealing (2nd, 18), games (2nd, 112), doubles (5th, 22), hits (5th, 99) and extra-base hits (T6th, 29), despite having his season end on Sept. 8.

- His 18 catcher caught stealings ranked second in MLB behind Philadelphia catcher J.T. Realmuto (27)
- Ruiz picked off four runners at first base, tied for the most in Major League Baseball with Colorado's Elias Diaz and New York's (AL) Jose Trevino...The four pickoffs were tied for the most in a single season in Nationals history (2005-pres.) with Brian Schneider in 2005.
- Hit .281/.340/.381 from Opening Day through the end of May.
- He hit a go-ahead 10th inn. double in Washington's 5-4 win, May 18 at Miami...Reached safely five times in that game (3-for-3, 2 2B, RBI, 2 BB, R).
- Recorded his first career multi-homer game, Aug. 9 at Chicago (NL).
- Ruiz hit safely in 14 of his final 19 games, hitting .300 (18-for-60).
- He struck out just one time in his last 43 plate appearances to end the season.

2021

Was acquired by Washington at the Trade Deadline...Reported to Triple-A Rochester...Hit .284 with three doubles, two homers, 14 RBI, six walks and nine runs scored in 23 games for the Nationals after being recalled on Aug. 30

- Ranked fourth in all of Minor League Baseball with a .616 slugging percentage and ninth with a .993 OPS at the time of his promotion.
- Homered in back-to-back games with the Nationals, Sept. 24 and 25 at Cincinnati...That was part of a stretch in which he went 16-for-34 (.471) with two doubles, two homers and nine RBI in eight games.
- Struck out just four times and did not strike out in 37 consecutive plate appearances from Sept. 20 through the end of the season, the third-longest streak by a rookie in Major League Baseball in 2021, per the *Elias Sports Bureau*...Elias also notes that was the longest streak by a rookie in Nationals history (2005-pres.)...He struck out just once in his last 75 plate appearances (1.3%).
- He clubbed a home run in his first game of the season, May 4 at Chicago (NL), a pinch-hit solo home run off Kyle Hendricks.
- Hit .310 with 24 doubles, 21 homers, 59 RBI, 30 walks and 50 runs scored in 72 games between Triple-A Oklahoma City and Triple-A Rochester.

2020

Spent the majority of the season at Los Angeles' Alternate Training Site before making his Major League debut on Aug. 16 at Los Angeles (AL).

- Hit a home run in his first career at bat, a solo home run off Julio Teheran...He became the first Dodger since Garey Ingram in 1994 to hit a home run in his first Major League at bat.
- Went 2-for-8 (.250) with one homer, one RBI and one run scored in two Major League games.

2015-19

Worked his way through the Dodgers' Minor League system, eventually becoming their No. 1 prospect in 2019.

- Participated in the SiriusXM All-Star Futures Game in 2018 at Nationals Park.
- Hit .299/.351/.420 in 387 Minor League games across five seasons.

PERSONAL

Keibert (KAY-ber) Jose Ruiz...Is married to wife, Ryena...They have one son, Keibert Jr.

TRANSACTIONS

2014 .....Signed with Los Angeles (NL) as a non-drafted free agent, July 20.

2021.....Acquired by Washington along with right-handed pitcher Josiah Gray, outfielder Donovan Casey and right-handed pitcher Gerardo Carrillo in exchange for right-handed pitcher Max Scherzer and shortstop Trea Turner, July 30, 2021.



# #79 JACKSON RUTLEDGE

@j\_rutledge34

X@J\_Cheddar34

RHP

**BORN / 2025 OPENING DAY AGE**  
4/1/99 Fenton, Mo. / 26

**BATS / THROWS**  
Right / Right

**MLB SERVICE / OPTIONS USED**  
0.025 / 2 of 3

**HEIGHT / WEIGHT**  
6'8" / 257

**ROUND / SCHOOL**  
1st Rd., 2019  
San Jacinto (TX) College

**SIGNING SCOUT**  
Brandon Larson (WSH)

**ACQUIRED**  
Selected in the first round (No. 17) of the 2019 First-Year Player Draft

## UPDATED 2025 STATS

Research Tool BASEBALL REFERENCE savant FAN GRAPHS

## RUTLEDGE CAREER RECORD

YEAR	CLUB	W	L	ERA	G	GS	CG	SHO	SV	IP	H	R	ER	HR	HB	BB	SO	SO/9	WP	BK	AVG
2019	GCL Nationals	0	0	27.00	1	1	0	0	0	1.0	4	3	3	0	1	1	2	18.00	2	0	.571
	Auburn	0	0	3.00	3	3	0	0	0	9.0	4	4	3	2	1	3	6	6.00	0	0	.133
	Hagerstown	2	0	2.30	6	6	0	0	0	27.1	14	9	7	0	1	11	31	10.21	5	0	.151
2020	Fredericksburg									Alternate Training Site											
	Wilmington	0	3	12.66	4	4	0	0	0	10.2	17	16	15	0	1	9	10	8.44	3	0	.370
	FCL Nationals	0	1	7.36	2	2	0	0	0	3.2	3	3	3	1	0	2	5	12.27	0	0	.214
2022	Fredericksburg	1	2	5.32	7	7	0	0	0	22.0	20	16	13	1	2	9	26	10.64	4	0	.235
	Fredericksburg	8	6	4.90	20	20	0	0	0	97.1	106	58	53	7	8	29	99	9.15	13	1	.276
	Harrisburg	6	1	3.16	12	12	0	0	0	68.1	50	25	24	5	5	25	62	8.17	5	0	.209
2023	Rochester	2	3	4.44	11	11	0	0	0	50.2	46	26	25	7	7	30	44	7.82	3	0	.250
	Washington	1	1	6.75	4	4	0	0	0	20.0	24	15	15	4	2	6	12	5.40	1	0	.304
	Rochester	4	9	6.40	27	27	0	0	0	122.1	128	89	87	17	9	77	128	9.42	10	0	.271
2024	Washington	0	0	3.24	3	1	0	0	0	8.1	8	3	3	1	1	2	9	9.72	0	0	.258
	Washington	1	1	5.72	7	5	0	0	0	28.1	32	18	18	5	3	8	21	6.67	1	0	.291
MLB TOTALS		1	1	5.72	7	5	0	0	0	28.1	32	18	18	5	3	8	21	6.67	1	0	.291
MINORS TOTALS		23	25	5.09	93	93	0	0	0	412.1	392	249	233	40	35	196	413	9.01	45	1	.252

## CAREER

Tall right-hander became the 26th pitcher drafted or signed and developed to start a game for Washington since 2005 when he made his debut in 2023.

- Was cited as having the "Best Fastball" (2021, 2020) and "Best Slider" (2021) in Washington's system, per *Baseball America*, during his climb through the organization.
- In 2019, his 0.87 ERA led all of NJCAA Division I, while his 134 strikeouts were good for second...He was named a semi-finalist for the Golden Spikes Award (top amateur baseball player)...Was the only semi-finalist from a Junior College and was just the fourth Junior College player to be named a semi-finalist in the award's history.

## 2024

Spent majority of 2024 season with Triple-A Rochester and made three appearances (one start) with Washington.

- Ranked among Washington's Minor League system in games started (2nd, 27), strikeouts (5th, 128) and opponents' batting average (5th, .271).
- Finished the season strong, posting a 3.31 ERA (6 ER/16.1 IP) with 17 strikeouts in his last three starts.
- In his lone MLB start on July 12 at Milwaukee, he struck out six over 4.2 innings of two-run ball on three hits and two walks in a 5-2 win.
- Posted a 2.45 ERA (1 ER/3.2 IP) in two MLB relief outings.
- 2024 Pitch Mix:** Sinker (33.8%) Slider (23.7%) Cutter (15.8%) Four-Seam (15.1%) Split (8.6%) Curveball (2.9%)

## 2023

Put together his best professional season on his way to making his Major League debut on Sept. 13 at Pittsburgh.

- Ranked among Nationals Minor Leaguers in opponents' average (2nd, .227), wins (T3rd, 8), ERA (3rd, 3.71), strikeouts (4th, 106) and WHIP (4th, 1.27).
- Was recalled on Sept. 13 and made his MLB debut at Pittsburgh (3.2 IP, 10 H, 7 ER, BB, 2 SO).
- Was strong in his next two starts: 2.38 ERA (3 ER/11.1 IP)...Earned his first MLB win on Sept. 24 at Atlanta (5.0 IP, 3 H, ER, 2 BB, 4 SO).
- 2023 Pitch Mix:** Four-Seam (45.4%) Slider (21.7%) Sinker (14.5%) Changeup (12.7%) Curveball (5.8%)

## 2022

Recorded a career-high eight wins, tied for the most among Nationals Minor Leaguers.

- Finished the season strong, going 5-1 with a 2.72 ERA (13 ER/43.0 IP), 47 strikeouts and a .223 opponents' batting average in his final seven starts.

## 2019-21

Climbed through Washington's Minor League system.

- Was a member of the 60-Player Pool in 2020...Spent the entire season at the Alternate Training Site (Fredericksburg)...Participated in Instructional League following the season.

## PERSONAL

Jackson Christian Rutledge...Attended Rockwood Summit High School in Fenton, Mo...Started his collegiate career at the University of Arkansas.

- Went 9-2 with a 0.87 ERA (8 ER/82.2 IP) and 134 strikeouts in 13 starts in his only season (2019) at San Jacinto.

## TRANSACTIONS

2019 ....Selected by Washington in first round (No. 17) of the First-Year Player Draft.

## AWARDS AND HONORS


2024 ....Washington's No. 6 prospect, per *Baseball America*  
2023 ....MiLB.com Organization All-Star  
2023 ....Washington's No. 9 prospect, per *Baseball America*  
2022 ....Washington's No. 9 prospect, per *Baseball America*  
2021 ....Washington's No. 2 prospect, per *Baseball America*  
2020 ....Washington's No. 3 prospect, per *Baseball America*





#62

EDUARDO SALAZAR



@eduardo\_sj5

RHP

BORN / 2025 OPENING DAY AGE 5/5/1998 Cumana, VEN / 26 BATS / THROWS Right / Right

MLB SERVICE / OPTIONS USED 0.103 / 2 of 3 HEIGHT / WEIGHT 6'2" / 205

SIGNING SCOUT Richard Jimenez (CIN)

ACQUIRED Claimed off waivers from Seattle, June 13, 2024

UPDATED 2025 STATS Research Tool BASEBALL REFERENCE savant FAN GRAPHS

SALAZAR CAREER RECORD

YEAR	CLUB	W	L	ERA	G	GS	CG	SHO	SV	IP	H	R	ER	HR	HB	BB	SO	SO/9	WP	BK	AVG
2017	DSL Reds	4	4	2.70	12	12	0	0	0	60.0	54	22	18	1	3	10	47	7.05	1	2	.245
2018	AZL Reds	0	1	5.29	7	6	0	0	0	17.0	17	12	10	3	1	6	15	7.94	2	0	.243
	Greenville	2	0	6.57	4	0	0	0	0	12.1	10	9	9	2	0	6	11	8.03	0	1	.217
2019	Dayton	6	3	3.81	35	11	0	0	0	106.1	105	52	45	9	12	36	81	6.86	8	4	.259
2020										DID NOT PITCH											
2021	Dayton	4	5	3.49	19	19	1	1	0	98.0	81	43	38	6	3	32	107	9.83	4	2	.222
	Chattanooga	0	1	6.00	1	1	0	0	0	3.0	5	4	2	0	0	1	2	6.00	0	0	.333
2022	Chattanooga	6	10	5.16	27	27	0	0	0	125.2	130	78	72	11	14	64	111	7.95	14	6	.270
2023	Chattanooga	0	0	0.68	9	0	0	0	1	13.1	9	2	1	0	1	2	22	14.85	2	0	.176
	Louisville	1	1	9.09	27	0	0	0	0	32.2	53	36	33	5	6	20	27	7.44	4	0	.379
	Cincinnati	1	0	8.03	8	0	0	0	0	12.1	16	11	11	0	4	5	5	3.65	1	0	.327
2024	Oklahoma City	1	2	5.61	7	7	0	0	0	33.2	47	22	21	3	4	12	21	5.61	1	1	.343
	Tacoma	1	0	5.40	4	0	0	0	0	3.1	3	3	2	0	0	3	1	2.70	0	0	.273
	Rochester	1	0	0.75	10	0	0	0	0	12.0	9	2	1	0	1	3	17	12.75	0	0	.200
	Los Angeles (NL)	0	0	0.00	1	0	0	0	0	2.0	3	1	0	0	0	2	3	13.50	0	0	.375
	Washington	0	1	2.96	25	0	0	0	0	27.1	31	10	9	2	1	12	24	7.90	1	0	.282
MLB TOTALS		1	1	4.32	34	0	0	0	0	41.2	50	22	20	2	5	19	32	6.91	2	0	.299
MINORS TOTALS		26	27	4.38	162	83	1	1	1	517.1	523	285	252	40	45	195	462	8.04	36	16	.263

CAREER

Hard-throwing right-handed reliever acquired off waivers from Seattle in 2024.  
• Has pitched in the Major Leagues with Washington, Cincinnati and Los Angeles (NL).

AWARDS AND HONORS

2021.....Advanced-A Central Division Pitcher of the Week (Aug. 22)

2024

Claimed off waivers from the Seattle Mariners on June 13...Made his Nationals debut on July 14 at Milwaukee.

- Combined to go 0-1 with a 2.76 ERA (9 ER/29.1 IP) and 27 strikeouts in 26 combined outings between Los Angeles (NL) and Washington.
- Did not allow an earned run (one unearned) from Aug. 2 to Sept. 13: 16 games (17.1 IP), two holds, 190 opp. AVG (12-for-63) and 14 strikeouts.
- Pitched to a 0.75 ERA (1 ER/12.0 IP), 17 strikeouts, three walks, .200 opp. AVG (9-for-45) in 10 games with Triple-A Rochester.
- Began the season with the Dodgers before being claimed by the Mariners on May 23.
- Pitched in one game for the Dodgers...Struck out three and allowed one unearned run in 2.0 innings on May 15 vs. San Francisco.
- 2024 Pitch Mix: Sinker (49.8%) Slider (42.7%) Four-Seam (6.9%) Changeup (0.4%) Curveball (0.2%)

2023

Began the season in Double-A with the Reds organization and made his Major League debut with Cincinnati in May.

- Pitched in eight Major League games for the Reds going 1-0 with an 8.03 ERA (11 ER/12.1 IP).
- Worked 1.0 inning in relief and allowed one run on two hits and a walk in his Major League debut on May 24 against St. Louis to close out a 10-3 win...Struck out Nolan Gorman for his first career strike out.
- Struck out 22 in 13.1 innings of relief for Double-A Chattanooga...Allowed just one earned run in those innings.
- Combined to pitch to a 1-1 record with a 6.65 ERA in 46.0 Minor League innings with 49 strikeouts.
- 2023 Pitch Mix: Sinker (50.6%) Slider (31.1%) Four-Seam (12.6%) Changeup (5.0%)

2017-22

Pitched in five Minor League seasons with the Reds organization after signing with them as a Minor League free agent on March 4, 2017.

- Pitched in 141 games, making 76 starts in those five seasons...Went 23-25 with a 4.38 ERA and 423 strikeouts in 468.1 innings.
- Named Advanced-A Central Division Pitcher of the Week with Advanced-A Dayton on August 21, 2021 after tossing 7.0-inning shutout on August 21, 2021.

PERSONAL

Eduardo Jose Salazar

TRANSACTIONS

- 2017 ...Signed with Cincinnati as a non-drafted free agent, March 4.
- 2023.....Signed with Los Angeles (NL) as a free agent, Nov. 16.
- 2024....Claimed off waivers by Seattle, May 23.
- 2024....Claimed off waivers by Washington, June 13.



# #39 LUCAS SIMS

Instagram: @Lsims\_

X: @Lsims\_

RHP

**BORN / 2025 OPENING DAY AGE**  
5/10/94 Lawrenceville, Ga. / 30

**BATS / THROWS**  
Right / Right

**MLB SERVICE / OPTIONS USED**  
6.014 / 3 of 3

**HEIGHT / WEIGHT**  
6'2" / 213

**ROUND / SCHOOL**  
1st Rd. (No. 21), 2012  
Brookwood (Ga.) High School

**SIGNING SCOUT**  
Brian Bridges (ATL)

**ACQUIRED**  
Signed as a Major League free agent, Feb. 19, 2025

## UPDATED 2025 STATS

Research Tool Baseball Reference savant Fan Graphs

## SIMS CAREER RECORD

YEAR	CLUB	W	L	ERA	G	GS	CG	SHO	SV	IP	H	R	ER	HR	HB	BB	SO	SO/9	WP	BK	AVG
2012	GCL Braves	0	0	1.29	3	3	0	0	0	7.0	2	2	1	1	1	1	10	12.86	0	0	.091
	Danville	2	4	4.33	8	8	0	0	0	27.0	26	14	13	2	3	12	29	9.67	1	0	.243
2013	Rome	12	4	2.62	28	18	1	0	0	116.2	83	44	34	3	15	46	134	10.34	14	0	.203
2014	Lynchburg	8	11	4.19	28	28	0	0	0	156.2	146	81	73	12	17	57	107	6.15	15	1	.247
2015	GCL Braves	0	0	9.00	2	2	0	0	0	5.0	7	7	5	0	2	2	7	12.60	0	0	.333
	Carolina	3	4	5.18	9	9	1	0	0	40.0	39	27	23	2	3	23	37	8.33	8	2	.260
	Mississippi	4	2	3.21	9	9	0	0	0	47.2	29	18	17	1	4	29	56	10.57	2	0	.180
2016	Mississippi	5	5	2.67	17	17	0	0	0	91.0	64	34	27	3	11	55	101	9.99	5	1	.203
	Gwinnett	2	6	7.56	11	10	0	0	0	50.5	56	44	42	12	2	37	58	10.44	9	0	.280
2017	Gwinnett	7	4	3.75	20	19	0	0	0	115.1	95	49	48	19	6	36	132	10.30	5	1	.224
	Atlanta	3	6	5.62	14	10	0	0	0	57.2	64	37	36	9	4	23	44	6.87	0	0	.288
2018	Gwinnett	4	3	2.84	15	14	0	0	0	73.0	66	29	23	6	4	34	83	10.23	3	0	.248
	Louisville	0	2	3.81	5	5	0	0	0	28.1	20	14	12	5	4	5	32	10.16	1	0	.192
	Atlanta	0	0	7.84	6	0	0	0	0	10.1	12	9	9	2	1	8	10	8.71	0	0	.279
	Cincinnati	0	0	6.75	3	0	0	0	0	5.1	3	4	4	1	1	5	6	10.13	0	0	.158
2019	Louisville	5	0	4.56	16	16	0	0	0	79.0	69	43	40	9	6	36	102	11.62	1	0	.235
	Cincinnati	2	1	4.60	24	4	0	0	0	43.0	31	22	22	8	2	19	57	11.93	1	0	.201
2020	Cincinnati	3	0	2.45	20	0	0	0	0	25.2	13	10	7	3	3	11	34	11.92	0	0	.146
2021	Louisville*	0	0	3.86	5	2	0	0	0	4.2	6	2	2	2	0	3	4	7.71	2	0	.333
	Cincinnati	5	3	4.40	47	0	0	0	7	47.0	34	26	23	6	4	18	76	14.55	2	1	.200
2022	Louisville*	0	0	2.25	4	2	0	0	0	4.0	2	1	1	1	0	1	5	11.25	0	0	.143
	Cincinnati	1	0	9.45	6	0	0	0	1	6.2	5	7	7	0	1	6	5	6.75	0	0	.217
2023	Louisville*	0	0	0.00	3	0	0	0	0	3.0	1	0	0	0	0	2	3	9.00	1	0	.100
	Cincinnati	7	3	3.10	67	0	0	0	3	61.0	33	23	21	5	10	39	72	10.62	3	1	.163
2024	Cincinnati	1	4	3.57	43	0	0	0	1	35.1	30	14	14	6	1	20	40	10.19	1	0	.231
	Worcester*	0	0	0.00	2	0	0	0	0	1.1	0	0	0	0	0	2	3	20.25	0	0	.000
	Boston	0	2	6.43	15	0	0	0	0	14.0	11	10	10	2	1	10	9	5.79	1	0	.224
MLB TOTALS		22	19	4.50	245	14	0	0	12	306.0	236	162	153	42	28	159	353	10.38	8	2	.214
MINORS TOTALS		52	45	3.82	185	162	2	0	0	849.2	711	409	361	78	78	381	903	9.56	67	5	.229

## 2020 POSTSEASON

RD.	CLUB	OPP.	W	L	FRA	G	GS	CG	SHO	SV	IP	H	R	ER	HR	HB	BB	SO	SO/9	WP	BK	AVG
NLWC	CIN	ATL	0	0	0.00	2	0	0	0	0	2.2	0	0	0	0	0	1	5	16.88	0	0	.000

## CAREER

Veteran reliever signed a one-year contract at the start of Spring Training.

- Ranks seventh in Major League Baseball with a .192 opponent's batting average since the start of the 2019 season (min. 230.0 IP).
- Has twice been acquired at the Trade Deadline...In 2024 he went from Cincinnati to Boston and in 2018, he went from Atlanta to Cincinnati.

## 2024

Began the season with Cincinnati before being acquired by the Boston Red Sox at the trade deadline.

- Ranked in MLB's 99th percentile in average exit velocity (85.4 mph) and 95th in hard-hit rate (31.3%)...The 85.4 mph exit velocity was the fourth-lowest in MLB in 2024.
- Pitched to a 2.20 ERA (8 ER/32.2 IP) with a .207 opponents average, 34 strikeouts and 10 holds in 40 outings from April 19 to Aug. 5.
- Allowed two earned runs in 13.2 innings (1.32 ERA ) with a .152 opponents average in 17 games from April 19 to May 31.
- Recorded his only save of the season on May 27 vs. St. Louis.
- Finished the season stranding the final 11 runners he inherited with Boston.
- **2024 Pitch Mix:** Sweeper (43.1%) Four-Seam (31.4%) Cutter (15.5%) Curveball (7.1%) Slider (2.7%) Split Finger (0.2%)

## AWARDS AND HONORS

- 2019 ..... International League Pitcher of the Week (July 7)
- 2018 ..... International League Pitcher of the Week (July 8)
- 2017 ..... International League Pitcher of the Week (April 23)
- 2017 ..... Atlanta's No. 14 prospect, per *Baseball America*
- 2016 ..... Atlanta's No. 11 prospect, per *Baseball America*
- 2015 ..... Southern League Pitcher of the Week (Aug. 24)
- 2015 ..... Arizona Fall League Rising Star
- 2015 ..... Atlanta's No. 2 prospect, per *Baseball America*
- 2014 ..... Atlanta's No. 1 prospect, per *Baseball America*
- 2013 ..... MiLB.com Organization All-Star
- 2013 ..... Atlanta's No. 5 prospect, per *Baseball America*
- 2012 ..... Atlanta's Minor League Pitcher of the Year



2023

- Set career marks in holds (25), wins (7) and games (67).
- Opened the season with 10.1 scoreless innings and capped the season with 11.1 scoreless innings.
  - **2023 Pitch Mix:** Sweeper (49.8%) Four-Seam (42.8%) Cutter (5.8%) Slider (1.6%)

2022

- Endured two stints on the Injured List, limiting him to just six Major League games.
- On May 4 at Milwaukee, he snapped a streak of 68 batters faced (28 strikeouts) without issuing a walk since Aug. 20, 2021 vs. Miami...The 68-batter walkless streak included his last 55 batters of 2021 and his first 13 batters of 2022.

2021

- Recorded his first seven Major League saves in a then-career-high 47 games out of Cincinnati's bullpen.
- Pitched to a 1.26 ERA (2 ER/14.1 IP) with 25 strikeouts and a .140 opponents' average in the final 15 games of the season...Tossed scoreless relief in 14 of the 15 games.
  - Earned his first professional save on April 12 at San Francisco...Entered the game in the ninth inning with 2 outs and a runner on base and struck out Evan Longoria to end the game.
  - Retired 18 consecutive batters between a Aug. 20 vs Mia and a Sept. 6 at Chicago (NL).

2020

- Made his first career Opening Day Roster.
- Went 3-0 with a 2.45 ERA in 20 games out of the Reds' bullpen...Struck out 34 batters and allowed just three home runs.
  - Pitched in both games of the Wild Card Series at Atlanta...Did not allow a hit and retired the last eight of his nine batters.

2019

- Enjoyed two Major League stints with the Reds.
- Made four starts in addition to his 20 relief appearances...The four starts were the last of his career before moving to the bullpen permanently.

2018

- Opened the season with Atlanta before being acquired by Cincinnati at the Trade Deadline
- Joined the Reds as a September callup...On Sept. 2 at St. Louis, he became the 32nd pitcher to appear for the Reds, tying the 2016 franchise record for pitchers in a season.

2017

- Opened the season with Triple-A Gwinnett before being promoted on Aug. 1.
- Made his Major League debut on Aug. 1 against Los Angeles (6.0 IP, 6 H, 3 ER, 3 SO).
  - Earned his first Major League win on Aug. 17 at Colorado.
  - Went 3-6 with a 5.62 ERA in 14 games (10 starts) during his first Major League season.

2012-16


- Advanced through Atlanta's system, eventually becoming the Braves' No. 1 prospect in 2014.
- Was Atlanta's Minor League Pitcher of the Year in 2012.
  - Went 36-36 with a 3.91 ERA and 9.0 strikeouts per 9.0 innings in 115 games (104 starts) through his Minor League career.

PERSONAL

- Lucas Sundberg Sims...Graduated from Brookwood High School in Snellville, Georgia.
- Committed to Clemson University but chose to sign with the Braves.

TRANSACTIONS

- 2012**.....Selected by Atlanta in the first round (No. 21) of the First-Year Player Draft.
- 2018**.....Acquired by Cincinnati with right-handed pitcher Matt Wisler and outfielder Preston Tucker in exchange for outfielder Adam Duvall, July 30.
- 2025**.....Signed with Washington as a free agent, Feb. 19.





# #75 JACK SINCLAIR

@j.sinclair11

RHP

**BORN / 2025 OPENING DAY AGE** 5/3/99 Coral Springs, Fla. / 25  
**BATS / THROWS** Right / Right

**MLB SERVICE / OPTIONS USED** 0.000 / 0 of 3  
**HEIGHT / WEIGHT** 6'4" / 208

**ROUND / SCHOOL** 16th Rd., 2021  
University of Central Florida  
**SIGNING SCOUT** Tommy Jackson (WSH)

**ACQUIRED**  
Selected in the 16th round of the 2021 First-Year Player Draft

**UPDATED 2025 STATS**  
Research Tool BASEBALL REFERENCE savant FAN GRAPHS

## SINCLAIR CAREER RECORD

YEAR	CLUB	W	L	ERA	G	GS	CG	SHO	SV	IP	H	R	ER	HR	HB	BB	SO	SO/9	WP	BK	AVG
2021	FCL Nationals	0	0	5.06	6	2	0	0	0	10.2	13	9	6	1	3	4	8	6.8	1	0	.302
2022	Fredericksburg	4	1	1.21	18	0	0	0	2	22.1	15	3	3	0	2	6	28	11.3	0	1	.183
	Wilmington	2	1	2.05	20	0	0	0	3	30.2	15	9	7	2	5	9	33	9.7	4	0	.152
2023	Wilmington	3	2	3.18	12	0	0	0	5	17.0	10	8	6	0	3	5	17	9.00	3	1	.172
	Harrisburg	2	5	4.12	35	0	0	0	1	43.2	39	22	20	8	3	25	45	9.27	7	1	.250
	Rochester	0	0	0.00	1	0	0	0	0	1.0	0	0	0	0	0	1	3	27.00	1	0	.000
2024	Harrisburg	5	3	2.20	43	0	0	0	8	57.1	35	16	14	3	6	20	65	10.20	5	0	.180
MINORS TOTALS		16	12	2.76	135	2	0	0	19	182.2	127	67	56	14	22	70	199	9.80	21	3	.200

## CAREER

Tall, right-handed reliever will take part in his first Major League Spring Training.

### 2024

Spent the entire season with Double-A Harrisburg.

- Ranked among Double-A relievers (min. 55.0 IP) in ERA (T3rd, 2.20), WHIP (4th, 0.96) and opponents' batting average (6th, .180).
- Ranked fifth in the Nationals Organization with eight saves.
- Pitched to a 1.74 ERA (6 ER/31.0 IP) with a 0.90 WHIP in the first half.
- Worked 10 straight scoreless outings (12.1 IP) from April 17-May 19.
- Finished the season with four straight scoreless outings, allowing just two base runners on a hit batsman and a walk.

### 2023

Pitched at three levels, making it to Triple-A.

- Began the season with Single-A Wilmington and was promoted to Double-A Harrisburg on May 18.
- Did not allow an earned run in his first eight outings and in six of his last eight with the Senators before finishing the year with Rochester.
- Participated in the Arizona Fall League after the season, going 3-0 with a 3.12 ERA and nine strikeouts in 8.2 innings.

### 2022

Pitched in 38 games in his first full professional season.

- Combined to go 6-2 with a 1.70 ERA in 38 relief appearances between Single-A Fredericksburg and Advanced-A Wilmington.
- Assigned to Wilmington on June 21 after starting the season with Fredericksburg.
- Pitched multiple innings in 15 outings.

### 2021

Reported to the Florida Complex League after the Draft.

- Participated in Instructional League after the season.

## PERSONAL

Jack Thomas Sinclair...Graduated from J.P. Taravella High School in Coral Springs, Fla.... Attended the University of Central Florida.

- Won five games his junior year at Central Florida...Struck out 42 in 17 games making 13 starts.
- Named First Team All-County and received the 9A-11 Player of the Year Award as a senior at J.P. Taravella High School

## TRANSACTIONS

2021.....Selected by Washington in the 16th round of the First-Year Player Draft.



#34 MICHAEL SOROKA

@mikesoroka @mike\_soroka28

RHP



BORN / 2025 OPENING DAY AGE 8/4/97 Calgary, CAN / 27 BATS / THROWS Right / Right

MLB SERVICE / OPTIONS USED 6.009 / 3 of 3 HEIGHT / WEIGHT 6'5" / 230

ROUND / SCHOOL 1st Rd. , 2015 SIGNING SCOUT Brett Evert (ATL) Bishop Carroll High School (CAN)

ACQUIRED Signed as a free agent on Dec. 19, 2024

UPDATED 2025 STATS Research Tool BASEBALL REFERENCE savant FAN GRAPHS

SOROKA CAREER RECORD

YEAR	CLUB	W	L	ERA	G	GS	CG	SHO	SV	IP	H	R	ER	HR	HB	BB	SO	SO/9	WP	BK	AVG
2015	GCL Braves	0	0	1.80	4	3	0	0	0	10.0	5	2	2	0	2	1	11	9.90	0	0	.143
	Danville	0	2	3.75	6	6	0	0	0	24.0	28	12	10	0	2	4	26	9.75	1	0	.283
2016	Rome	9	9	3.02	25	24	1	0	0	143.0	130	58	48	3	9	32	125	7.87	8	1	.244
2017	Mississippi	11	8	2.75	26	26	0	0	0	153.2	133	58	47	10	10	34	125	7.32	7	0	.233
2018	Rome	0	0	0.00	1	1	0	0	0	3.2	0	0	0	0	0	0	3	7.36	0	0	.000
	Gwinnett	2	1	2.00	5	5	1	1	0	27.0	20	6	6	0	0	6	31	10.33	1	0	.204
2019	Atlanta	2	1	3.51	5	5	0	0	0	25.2	30	14	10	1	0	7	21	7.36	2	0	.288
	Gwinnett	1	0	3.86	2	2	0	0	0	9.1	5	4	4	1	0	1	10	9.64	0	0	.156
	Atlanta	13	4	2.68	29	29	0	0	0	174.2	153	56	52	14	7	41	142	7.32	3	0	.236
	Atlanta	0	1	3.95	3	3	0	0	0	13.2	11	7	6	0	1	7	8	5.27	1	0	.224
2020	Atlanta																				
2021																					
2022	Rome	0	0	0.00	1	1	0	0	0	4.0	1	0	0	0	0	0	8	18.00	0	0	.071
	Gwinnett	0	2	6.43	5	5	0	0	0	21.0	20	15	15	3	2	7	17	7.29	1	0	.253
2023	Gwinnett	4	4	3.41	17	17	2	1	0	87.0	65	35	33	6	8	28	92	9.52	1	1	.205
	Atlanta	2	2	6.40	7	6	0	0	0	32.1	36	23	23	9	4	12	29	8.07	2	0	.321
2024	Charlotte	3	0	3.38	6	0	0	0	0	8.0	5	3	3	1	2	2	12	13.50	1	0	.179
	Chicago (AL)	0	10	4.74	25	9	0	0	0	79.2	66	49	42	13	3	44	84	9.49	2	2	.224
MLB TOTALS		17	18	3.67	69	52	0	0	0	326.0	296	149	133	37	15	111	284	7.84	10	2	.242
MINORS TOTALS		30	26	3.08	98	90	4	2	0	490.2	412	193	168	24	35	115	460	8.44	20	2	.227

CAREER

Tall, talented right-hander signed with the Nationals as a free agent in December 2024.

- National League All-Star and All-MLB Second Team in his breakout rookie campaign in 2019...Finished second in the National League Rookie of the Year voting and sixth in NL Cy Young Award voting.

2024

Pitched in 25 Major League games for Chicago (AL) after pitching in just seven in the three years prior combined.

- Pitched to a 4.74 ERA with 84 strikeouts in 79.2 innings pitched in 25 games (nine starts) for the Chicago White Sox in 2024.
- Opened the season in Chicago's rotation before moving to the bullpen in mid-May...He went on to post a .189 opponents' batting average, 15.00 strikeouts per 9.0 innings (60 SO/36.0 IP) and a 2.75 ERA (11 ER/36.0 IP) in 16 relief appearances the rest of the season.
- Capped the 2024 campaign by striking out 13 of the 26 batters he faced with two walks and a .083 opponents' batting average (2-for-24) across his final three outings.
- 2024 Pitch Mix: Slider (36.5%) Four-Seam (32.3%) Sinker (21.4%) Changeup (9.8%)

2023

Spent most of the season with Triple-A Gwinnett but pitched in seven games (six starts) for Atlanta.

- Spent most of the season with Triple-A Gwinnett, going 4-4 with a 3.41 ERA (33 ER/87.0 IP), 92 strikeouts and a .205 opponents average over 17 starts.
- Went 2-2 with a 6.40 ERA (23 ER/32.1 IP) and 29 strikeouts over seven games (six starts) in three stints with Atlanta.
- 2023 Pitch Mix: Four-Seam (32.2%) Slider (26.6%) Sinker (22.9%) Changeup (18.2%)

2022

Spent most of the season recovering from a right Achilles tendon tear, but was able to make six starts between Single-A Rome or Triple-A Gwinnett.

- Went 0-2 with a 5.40 ERA (15 ER/25.0 IP) in all during the season.

2021

Missed the entire season recovering from a right Achilles tendon tear on Aug. 3, 2020.

2020

Made his first career Opening Day start at age 22.35 years ...Became the youngest Opening Day starter in Braves history and youngest in MLB since Miami's José Fernández (21.243) in 2014.

- Started three games before suffering a season-ending right Achilles tendon tear on Aug. 3 vs. the New York Mets
- 2020 Pitch Mix: Sinker (31.2%) Slider (28.6%) Four-Seam (28.1%) Changeup (12.1%)

AWARDS AND HONORS

- 2023 ..... International League Pitcher of the Month (Aug.)
- 2023 ..... International League Pitcher of the Week (June 25)
- 2019 ..... All-MLB Second Team
- 2019 ..... National League All-Star at CLE
- 2019 ..... Atlanta's No. 3 prospect, per Baseball America
- 2018 ..... Atlanta's No. 3 prospect, per Baseball America
- 2017 ..... Atlanta's No. 4 prospect, per Baseball America
- 2017 ..... Futures Game Selection (MIA)
- 2017 ..... Southern League All-Star
- 2017 ..... Southern League Pitcher of the Week (May 14)
- 2016 ..... South Atlantic League All-Star
- 2016 ..... Atlanta's No. 9 prospect, per Baseball America

2019

*Named a National League All-Star, finished second in NL Rookie of the Year Award voting and sixth in NL Cy Young Award voting.*

- Ranked third in the NL in ERA (2.68) and tied for 10th in wins (13) ... Ranked among the MLB rookies in ERA (1st), opponents average (1st, .236), wins (T2nd), IP (T3rd), strikeouts (6th) and starts (T6th).
- His 2.68 ERA was the lowest by a rookie pitcher since Miami's José Fernández (2.19) in 2013 and third-lowest by a Braves rookie behind Jim Turner (2.57 in 1937) and Nate Andrews (2.57 in 1943).
- Went 7-1 with a 1.55 ERA (17 ER/98.2 IP) over 16 starts on the road...His 1.55 ERA away from home led MLB and was the fourth-best mark in Braves franchise history behind Greg Maddux (1.12 in 1995 and 1.37 in 1994) and Bill James (1.53 in 1914).
- Allowed one earned run or less in each of his first eight starts...He joined Cincinnati's Edinson Vólquez (2008) and Oakland's Mike Norris (1980) as the only MLB pitchers since 1920 to accomplish that feat ... no pitcher has gone nine straight.
- Went 10-0 with a 2.27 ERA (23 ER/91.1 IP) over 15 starts from 4/24-7/14 ... He became just the sixth Braves pitcher since 1920 to record a double-digit win streak and the first since Greg Maddux in 2001 (also 10).
- Became the youngest pitcher in Braves history to be named to the All-Star Game after he went 9-1 with a 2.42 ERA in the first half.
- Started Game 3 of the National League Division Series vs. St. Louis ... Received a no decision despite allowing just one run on two hits with no walks and seven strikeouts over 7.0 IP ... He became the youngest pitcher in MLB history to allow two or fewer baserunners over 7.0 or more innings in a postseason game ... Set a Braves postseason record by retiring 17 consecutive batters between the second and seventh innings.
- **2019 Pitch Mix:** Sinker (44.7%) Slider (24.4%) Four-Seam (18.8%) Changeup (12.3%)

2018

*Made his Major League debut on May 1 at New York (NL) at just 20 years old... , earned the win after allowing one run on six hits with five strikeouts over 6.0 IP.*

- Ranked third in the NL in ERA (2.68) and tied for 10th in wins (13) ... Ranked among the MLB rookies in ERA (1st), opponents average (1st, .236), wins (T2nd), IP (T3rd), strikeouts (6th) and starts (T6th).
- Started on June 19 at Toronto at age 20 years and 319 days, becoming the youngest Canadian-born pitcher to pitch in Canada, surpassing Milwaukee's Barry Cort, who was 21 years and 18 days on May 3, 1977 at the Blue Jays.
- **2018 Pitch Mix:** Sinker (39.5%) Four-Seam (28.4%) Slider (22.7%) Changeup (9.4%)

2015-17

*Progressed through the Braves Minor League system.*

- Named Braves Organizational Pitcher of the Year in 2017
- Pitched for the World Team at the All-Star Futures Game in 2017.
- Made two postseason starts, going 1-1 with a 0.61 ERA (1 ER/14.2 IP) in his first full professional season to help the Braves win the South Atlantic League championship in 2016.

PERSONAL

*Michael John Graydon Soroka...Graduated from Bishop Carroll High School in Calgary, Alberta, Canada.*

- Was committed to play college baseball at California, Berkeley prior to signing with the Braves

TRANSACTIONS

**2015**.....Selected by Atlanta in the first round (28th overall) of the 2015 First-Year Player Draft.

**2024**.....Acquired by Chicago (AL) with Riley Gowens, Nicky Lopez, and Braden Shewmake and Jared Shuster in exchange for Aaron Bummer.

**2024**.....Signed with Washington as a free agent, Dec. 19.





# #78 TYLER STUART

tylerstuart19

@tylerstuart19

RHP

BORN / 2025 OPENING DAY AGE 10/8/99 Kankakee, Ill. / 25 BATS / THROWS Right / Right

MLB SERVICE / OPTIONS USED 0.000 / 0 of 3 HEIGHT / WEIGHT 6'9" / 248

ROUND / SCHOOL 6th Rd., 2022 SIGNING SCOUT Jet Butler (NYM) University of Southern Mississippi

ACQUIRED Via trade with New York (NL) in exchange for Jesse Winker, July 28, 2024.

UPDATED 2025 STATS Research Tool BASEBALL REFERENCE savant FAN GRAPHS

## STUART CAREER RECORD

YEAR	CLUB	W	L	ERA	G	GS	CG	SHO	SV	IP	H	R	ER	HR	HB	BB	SO	SO/9	WP	BK	AVG
2022	FCL Mets	0	0	0.00	1	1	0	0	0	1.0	0	0	0	0	1	0	1	9.00	1	0	.000
	St. Lucie	0	0	13.50	2	1	0	0	0	2.2	4	4	4	0	1	3	6	20.25	2	0	.364
2023	Brooklyn	4	0	1.55	14	14	0	0	0	75.2	56	14	13	3	3	23	84	9.99	3	3	.204
	Binghamton	3	2	3.60	7	7	0	0	0	35.0	34	16	14	4	1	9	28	7.20	3	1	.258
2024	Binghamton	3	7	3.96	17	17	1	0	0	84.0	85	39	37	8	2	20	90	9.64	3	1	.259
	Harrisburg	0	0	2.08	4	4	0	0	0	21.2	16	6	5	1	3	7	32	13.29	1	2	.205
	Rochester	1	1	7.56	4	4	0	0	0	16.2	17	14	14	1	2	10	13	7.02	2	0	.270
	MINORS TOTALS	11	10	3.31	49	48	1	0	0	236.2	212	93	87	17	13	72	254	9.66	15	7	.280

## CAREER

Very tall right-hander acquired for Jesse Winker at the 2024 trade deadline will participate in his first Major League Spring Training.

## 2024

Split the season between the Mets and Nationals organizations after he was acquired on July 28 from the Mets in exchange for Jesse Winker.

- According to Baseball America, he was rated as the pitcher with the "Best Control" in the Eastern League at the conclusion of the season.
- Posted a 2.25 ERA (8 ER/32.0 IP) in his six starts for Double-A Binghamton before being acquired from the Mets in the Jesse Winker trade.
- Struck out a career-high 13 batters in 5.2 innings on Aug. 10 at Bowie.
- Closed out the year with four outings at Triple-A Rochester.

## 2023

Enjoyed a breakout season splitting time between High-A and Double-A.

- Led qualified full-season Minor League pitchers with a 2.20 ERA and ranked 12th with a 1.10 WHIP over 110.2 innings between High-A and Double-A.
- Named Eastern League Pitcher of the Week on Aug. 27 after tossing 6.0 innings of shutout two-hit ball with six strikeouts.
- Named a MiLB.com Mets Organizational All-Star and Baseball America High-A All-Star.

## 2022

Pitched in just 3.2 innings after he was picked in the sixth round of the Draft.

- Finished the season at Single-A Port St. Lucie.

## PERSONAL

Tyler Matthew Stuart...Graduated from Herscher High School in Herscher, Ill....Attended the University of Southern Mississippi.

- Pitched to a 3.38 ERA (15 ER/40.0 IP) in his final season at Southern Miss., working primarily as a reliever.

## TRANSACTIONS

2022....Selected by New York (NL) in the sixth round of the 2022 First-Year Player Draft.

2024....Acquired by Washington in exchange for outfielder Jesse Winker, July 28.

## AWARDS AND HONORS

- 2025 ....Washington's No. 25 prospect per, Baseball America
- 2024 ....New York's (NL) No. 22 prospect per, Baseball America
- 2023 ....Eastern League Pitcher of the Week (Aug. 27)
- 2023 ....MiLB.com Organizational All-Star (NYM)
- 2023 ....Baseball America High-A All Star

# #49 JARLIN SUSANA

@jarlin\_susana\_23

RHP

**BORN / 2025 OPENING DAY AGE** 3/23/04 Villa Isabela, DOM / 21 **BATS / THROWS** Right / Right

**MLB SERVICE / OPTIONS USED** 0.000 / 0 of 3 **HEIGHT / WEIGHT** 6'7" / 283

**SIGNING SCOUT**  
Trevor Schumm and Chris Kemp (SDP)

**ACQUIRED**  
Via trade with CJ Abrams, MacKenzie Gore, Robert Hassell III, James Wood, and Luke Voit from the San Diego Padres for Josh Bell and Juan Soto, Aug. 2, 2022

**UPDATED 2025 STATS**  
Research Tool **BASEBALL REFERENCE** **savant** **FAN GRAPHS**

## SUSANA CAREER RECORD

YEAR	CLUB	W	L	ERA	G	GS	CG	SHO	SV	IP	H	R	ER	HR	HB	BB	SO	SO/9	WP	BK	AVG
2022	ACL Padres	0	0	2.45	8	7	0	0	0	29.1	15	8	8	1	3	11	44	13.50	2	0	.155
	FCL Nationals	0	0	1.69	2	2	0	0	0	5.1	4	1	1	0	0	4	9	15.19	1	0	.200
	Fredericksburg	0	0	2.61	3	3	0	0	0	10.1	9	3	3	1	0	5	13	11.32	1	0	.231
2023	Fredericksburg	1	6	5.14	17	17	0	0	0	63.0	56	42	36	3	6	40	62	8.86	9	4	.241
2024	Fredericksburg	1	7	4.47	14	14	0	0	0	56.1	47	30	28	0	4	30	83	13.26	0	2	.226
	Wilmington	3	3	4.18	10	10	0	0	0	47.1	41	24	22	2	2	18	74	14.07	4	0	.230
MINORS TOTALS		5	16	4.17	54	53	0	0	0	211.2	172	108	98	7	15	108	285	12.12	17	6	.222

## CAREER

Tall, hard-throwing right-hander enters the season as the Nationals No. 3 prospect and as the pitcher with the "Best Slider" in the system according to Baseball America.

- Ranked the No. 86 overall prospect in baseball by Baseball America entering the 2025 season.
- Ranks fourth in Minor League Baseball (min. 150.0 IP) in home runs per 9.0 innings (0.28) and 13th in strikeouts per 9.0 innings (11.83) over the last two seasons.

## 2024

Led all of Minor League Baseball (min. 100.0 IP) in strikeouts per 9.0 IP (13.63)...Was one of 18 Minor-Leaguers to throw 100.0 innings and strikeout 150 or more.

- Was rated as the pitcher with the "Best Fastball" in the Carolina League at the conclusion of the season, according to Baseball America.
- Led the Nationals Minor League system with a career-high 157 strikeouts: 83 at Single-A Fredericksburg and 74 with High-A Wilmington.
- Across both stops, he limited opposing hitters to a .228 average (88-for-386).
- Ranked second in Minor League Baseball with 123 strikeouts in 77.1 innings after May 31.
- Struck out at least seven batters in seven of his 10 outings with Wilmington and ended the season with back-to-back 10-strikeout performances (10.0 IP, 3 ER, 20 SO).
- Entered the season rated by Baseball America as Washington's No. 10 prospect and as the pitcher with the "Best Fastball" and "Best Slider" in the system.

## 2023

Made 17 starts for Single-A Fredericksburg in his first full season with the Nationals organization.

- Entered the season rated by MLB Pipeline.com as Washington's No. 6 prospect and by Baseball America as Washington's No. 7 prospect and as having the "Best Fastball" in the system.
- Made 17 starts with Single-A Fredericksburg...Did not allow an earned run in seven of those outings.

## 2022

Split the season between the Nationals and Padres organizations after he was acquired by Washington on August 2.

- Traded to Washington as part of an eight-player deal involving Juan Soto and Josh Bell.
- Was ranked as the Padres' No. 14 prospect by MLB.com at the time of the trade.
- Combined for a 2.40 ERA (12 ER/45.0 IP) over his first 13 professional games (12 starts).

## PERSONAL

Jarlin Joel Susana

- Was the top-ranked pitcher in the 2021-22 international class according to MLB.com.

## TRANSACTIONS

2022....Signed by San Diego as a non-drafted free agent, January 15.

2021....Acquired by Washington with first baseman Luke Voit, left-handed pitcher MacKenzie Gore, shortstop C.J. Abrams, outfielder Robert Hassell III and outfielder James Wood in exchange for outfielder Juan Soto and first baseman Josh Bell, Aug. 2.

## AWARDS AND HONORS

2025.....Washington's No. 3 prospect per Baseball America  
2024.....Washington's No. 10 prospect per Baseball America  
2023.....Washington's No. 7 prospect per Baseball America



# #8 JOSE TENA

@joseluistena20

INF

BORN / 2025 OPENING DAY AGE 3/20/2001 Azua, DOM. / 24 BATS / THROWS Left / Right

MLB SERVICE / OPTIONS USED 0.100 / 3 of 4 HEIGHT / WEIGHT 5'11" / 203

SIGNING SCOUT Anthony Roa and Jhonathon Leyba (CLE)

ACQUIRED Via trade with Alex Clemmey and Rafael Ramirez Jr. from Cleveland in exchange for Lane Thomas, July 29, 2024

UPDATED 2025 STATS Research Tool REFERENCE savant FAN GRAPHS

## TENA CAREER RECORD

YR.	CLUB	AVG	G	AB	R	H	TB	2B	3B	HR	RBI	SH	SF	HP	BB	SO	SB	CS	OBP	SLG	OPS	E
2018	DSL Indians	.313	51	195	28	61	80	8	4	1	23	0	4	4	15	29	10	7	.367	.410	.777	8
2019	AZL Indians	.325	44	191	30	62	84	7	6	1	18	0	0	2	6	44	6	2	.352	.440	.792	12
2020																						
2021	Lake County	.281	107	413	58	116	193	25	2	16	58	0	2	5	27	117	10	5	.331	.467	.798	7
2022	Akron	.264	127	516	74	136	212	25	6	13	66	1	5	3	25	138	8	5	.299	.411	.710	19
	Columbus	.368	5	19	7	7	12	2	0	1	2	0	0	0	4	4	0	0	.478	.632	1.110	0
2023	Akron	.260	81	308	44	80	114	20	1	4	37	2	5	6	41	104	16	7	.353	.370	.723	14
	Columbus	.350	15	60	9	21	40	5	1	4	11	0	1	1	4	17	0	1	.394	.667	1.061	6
	Cleveland	.226	18	31	2	7	9	2	0	0	3	0	0	0	3	13	0	0	.294	.290	.584	2
2024	Columbus	.298	90	369	54	110	182	17	2	17	63	3	1	2	30	102	14	8	.353	.493	.846	18
	Rochester	.179	10	39	6	7	14	4	0	1	5	0	0	0	4	13	1	0	.256	.359	.615	1
	Cleveland	.000	3	4	0	0	0	0	0	0	0	0	0	0	0	2	0	0	.000	.000	.000	1
	Washington	.274	41	157	14	43	57	5	0	3	15	0	0	0	7	39	6	1	.305	.363	.668	9
MLB TOTALS		.260	62	192	16	50	66	7	0	3	18	0	0	0	10	54	6	1	.297	.344	.641	12
MINORS TOTALS		.284	530	2110	310	600	931	113	22	58	283	6	18	23	156	568	65	35	.338	.441	.779	85

## CAREER

Versatile infielder that impressed with his bat after coming over in a trade from Cleveland at the 2024 trade deadline.

- Became the first player in Nationals history (2005-present) to record a walk-off hit in his team debut on August 10, 2024 against Los Angeles (AL).

## 2024

Acquired at the 2024 Trade Deadline from Cleveland...Played in 41 of the Nationals final 45 games of the season after Aug. 10.

- Hit in 25 of 41 games with Washington, including 15 multi-hit games...Reached base safely in 12 straight from Sept. 4-16.
- Went 33-for-113 (.292) with three doubles, three home runs, 11 RBI vs. right-handed pitching.
- Produced a 49.2 hard hit percentage in his 44 games in the Major Leagues.
- Hit .287 with 21 doubles, two triples, 18 home runs, 68 RBI, 34 walks, 15 stolen bases and 60 runs in 100 games in Triple-A.
- At the time of the trade from Cleveland, led their Minor League system with 110 hits and ranked in home runs (2nd, 17), RBI (3rd, 63), extra-base hits (4th, 36) and batting average (4th, .298).

## 2023

Spent most of the season with Double-A Akron before being promoted to Triple-A Columbus for one game and then making his Major League debut on August 5.

- Made his Major League debut as a pinch runner on August 5...Finished the game at shortstop.
- Recorded his first Major League hit on August 10, an RBI-single off Alek Manoah in the second inning...Later recorded a double in the fifth inning.
- Finished the season in the Major Leagues after his call up on September 1...Made eight total starts, six at shortstop, one at third, one at second.
- Ranked fourth in Cleveland's organization in batting average (.274)...Hit a .337 (35-for-104) batting average against left-handed pitching in the Minors.

## 2019-22

Advanced through Cleveland's Minor League System, ranking among their top 30 prospects every season, according to Baseball America.

- Ranked among the Eastern League leaders in hits (1st, 136), runs (T2nd, 74) and total bases (T4th, 212) in 2022.
- Won the Arizona Fall League batting title in 2021, hitting .387 for the Scottsdale Scorpions...Also ranked fourth in on-base percentage (.467).
- Won the Minor League Rawlings Gold Glove Award at shortstop following the 2021 season.
- Was ranked 15th among all prospects in the Arizona League according to Baseball America in 2019.

## PERSONAL

José Luis Tena

- Is the nephew of former Major Leaguers Juan Uribe and a distant cousin of Frannmil Reyes.

## TRANSACTIONS

2017.....Signed with Cleveland as a non-drafted free agent, July 2.

2024.....Acquired by Washington with left-handed pitcher Alex Clemmey and shortstop Rafael Ramirez Jr. in exchange for outfielder Lane Thomas, July 29.



# #71 MASON THOMPSON

@mason\_thompson22

X @MasonThompson22

RHP

**BORN / 2025 OPENING DAY AGE**  
2/20/98 Round Rock, TX / 27

**BATS / THROWS**  
Right / Right

**MLB SERVICE / OPTIONS USED**  
3.046 / 2 of 3

**HEIGHT / WEIGHT**  
6'6" / 253

**ROUND / SCHOOL**  
3rd Rd., 2016  
Round Rock (TX) High School

**SIGNING SCOUT**  
Matt Schaffner (Padres)

## ACQUIRED

Acquired via trade from San Diego in exchange for Daniel Hudson, July 30, 2021

## UPDATED 2025 STATS

Research Tool BASEBALL REFERENCE savant FAN GRAPHS

## THOMPSON CAREER RECORD

YEAR	CLUB	W	L	ERA	G	GS	CG	SHO	SV	IP	H	R	ER	HR	HB	BB	SO	SO/9	WP	BK	AVG
2016	AZL Padres	0	0	2.25	5	5	0	0	0	12.0	8	3	3	0	2	5	12	9.00	2	0	.186
2017	Fort Wayne	2	4	4.67	7	7	0	0	0	27.0	23	17	14	2	1	12	28	9.33	2	0	.237
2018	Fort Wayne	6	8	4.94	22	20	0	0	0	93.0	95	61	51	8	8	37	97	9.39	9	1	.255
2019	AZL Padres 1	0	0	0.00	1	0	0	0	0	1.0	0	0	0	0	0	0	0	0.0	0	0	.000
	AZL Padres 2	0	0	6.75	2	2	0	0	0	4.0	6	4	3	1	0	3	3	6.75	0	0	.353
	Lake Elsinore	0	5	7.66	7	6	0	0	0	22.2	22	21	19	3	3	19	22	8.87	2	0	.253
2020										DID NOT PITCH											
2021	El Paso	3	2	5.74	23	0	0	0	7	26.2	25	18	17	4	0	8	24	8.10	1	0	.245
	San Diego	0	0	3.00	4	0	0	0	0	3.0	4	1	1	0	0	1	2	6.00	2	0	.333
	Washington	1	3	4.15	27	0	0	0	0	21.2	28	14	10	4	1	14	21	8.72	1	0	.308
2022	Washington	1	1	2.92	24	0	0	0	1	24.2	19	8	8	2	1	9	15	5.47	1	0	.211
	FCL Nationals*	0	0	3.38	3	3	0	0	0	2.2	2	2	1	0	2	0	7	23.63	0	0	.200
	Rochester*	0	4	3.52	11	1	0	0	0	15.1	15	9	6	0	1	5	19	11.15	2	0	.254
2023	Washington	4	4	5.50	51	0	0	0	1	54.0	62	35	33	4	4	22	44	7.33	4	0	.294
	Harrisburg	0	0	0.00	1	0	0	0	0	1.0	0	0	0	0	0	0	1	9.00	0	0	.000
2024	Washington									DID NOT PITCH/INJURED											
MLB TOTALS		6	8	4.53	106	0	0	0	2	103.1	113	58	52	10	6	46	82	7.14	8	0	.280
MINORS TOTALS		11	23	5.00	82	44	0	0	7	205.0	196	135	114	18	17	89	213	9.35	18	1	.247

## CAREER

Tall, hard-throwing reliever enters his fourth full season with Washington in 2025.

- Has allowed six inherited runners to score (75 G, 6-for-31, 19.4%) since the start of 2022.

## 2024

Missed the entire 2024 season recovering from Tommy John Surgery.

## 2023

Made his second Opening Day roster...Ranked third on the club with 10 holds.

- Opened the season strong, posting a 0.96 ERA (2 ER/1.2 IP), .159 opponents' average, 17 strikeouts, one walk and 0-for-6 inherited runners in his first 10 outings.
- In 16 games from June 2 to July 17: 8 Holds, 1.72 ERA (3 ER/15.2 IP), 14 strikeouts, 0-for-8 inherited runners scored.
- Recorded second career save, April 25 at New York (3.0 IP, 1 H, 4 SO)...Became the first player in Nationals history to record two separate 3.0-inning saves.
- 2023 Pitch Mix:** Sinker (56.9%) Slider (28.5%) Curveball (8.4%) Four-Seam (6%) Changeup (0.2%)

## 2022

Made his first Opening Day roster but was placed on the Injured List on April 10 with a right biceps strain...Returned to Nationals on July 1.

- Was one of four MLB relievers to inherit at least nine runners and have none come across to score...Tossed scoreless relief in 20 of 24 outings
- 2022 Pitch Mix:** Sinker (72.8%) Slider (23.9%) Four-Seam (1.9%) Changeup (1.4%)

## 2021

Made his Major League debut on June 22 at Los Angeles (NL) before being acquired by Washington a month later at the Trade Deadline.

- In four games with San Diego, recorded a 3.00 ERA (1 ER/3.0 IP), four hits, one earned run, one walk and two strikeouts.
- In 27 games with Washington, he went 1-3 with five holds, a 4.15 ERA (10 ER/21.2 IP), 21 strikeouts and 14 walks.
- Earned his first career win on Aug. 18 vs. Toronto.
- 2021 Pitch Mix:** Sinker (81.4%) Slider (13.6%) Four-Seam (3.9%) Changeup (1.2%).

## 2016-20

Progressed through San Diego's Minor League system.

- Did not appear in the Padres' 60-man player pool in 2020.
- In 2019, was limited to just 22.1 innings pitched with Low-A Lake Elsinore due to a comebacker off his leg

## PERSONAL

Mason Lane Thompson...Graduated from Round Rock (Texas) High School.

- Committed to University of Texas, but signed with San Diego.

## TRANSACTIONS

**2016** .....Selected by San Diego in third round of First-Year Player Draft.

**2021**.....Acquired by Washington along with infielder Jordy Barley in exchange for right-handed pitcher Daniel Hudson, July 30.

## AWARDS AND HONORS

**2021**.....Washington's No. 10 prospect, per Baseball America (following trade)

**2021**.....San Diego's No. 17 prospect, per Baseball America

**2018**.....San Diego's No. 25 prospect, per Baseball America

**2017**.....San Diego's No. 26 prospect, per Baseball America



# #56 CAYDEN WALLACE

@caydenwallace10

@cayden\_wallace

INF

**BORN / 2025 OPENING DAY AGE** 8/7/2001 Little Rock, Ark. / 24  
**BATS / THROWS** Right / Right  
**MLB SERVICE / OPTIONS USED** 0.000 / 0 of 0  
**HEIGHT / WEIGHT** 6'0" / 200  
**ROUND / SCHOOL** 2nd Rd., 2022  
University of Arkansas  
**SIGNING SCOUT** Matt Price (KCR)

**ACQUIRED**  
Via trade with a competitive balance A pick in exchange for Hunter Harvey, July 14, 2024.

**UPDATED 2025 STATS**  
Research Tool BASEBALL REFERENCE savant FAN GRAPHS

## WALLACE CAREER RECORD

YR.	CLUB	AVG	G	AB	R	H	TB	2B	3B	HR	RBI	SH	SF	HP	BB	SO	SB	CS	OBP	SLG	OPS	E
2022	AZL Royals	.286	3	7	3	2	3	1	0	0	1	0	0	0	3	1	0	0	.500	.429	.929	1
	Columbia	.294	27	109	15	32	51	7	3	2	16	0	0	1	12	22	8	1	.369	.468	.837	3
2023	Quad Cities	.261	97	376	56	98	162	22	6	10	64	0	4	6	42	94	15	6	.341	.431	.772	11
	NW Arkansas	.236	33	127	19	30	46	5	1	3	20	0	1	0	12	23	3	0	.300	.362	.662	5
2024	AZL Royals	.263	7	19	2	5	5	0	0	0	2	0	0	1	1	4	1	1	.333	.263	.596	1
	Wilmington	.222	4	9	3	2	2	0	0	0	2	0	0	0	4	2	0	0	.462	.222	.684	0
	NW Arkansas	.282	34	124	17	35	53	9	0	3	16	0	2	5	9	26	2	3	.350	.427	.777	5
	Harrisburg	.186	11	43	6	8	9	1	0	0	3	0	0	0	2	7	1	0	.222	.209	.431	0
MINORS TOTALS		.260	216	814	121	212	331	45	10	18	124	0	7	13	85	179	30	11	.337	.407	.744	26

## CAREER

Strong third baseman acquired for Hunter Harvey enters the season as the Nationals No. 9 overall prospect per Baseball America.

- He will take part in his first Major League Spring Training in his first full season with the Nationals.

## 2024

Acquired at the 2024 Trade Deadline from Kansas City.

- Started season with Double-A Northwest Arkansas and hit .329 (25-for-76) in 21 games from April 21-May 21.
- Went on rehab assignment with ACL Royals before he was traded to Nationals on July 14.
- Played in four games with High-A Wilmington upon return and the remaining 11 games with Double-A Harrisburg.
- Reached base safely in eight of his 11 games with the Senators to close out the season.

## 2023

Collected 44 extra-base hits in his first full professional season.

- Spent the majority of the season in High-A Quad Cities and slashed .261/.341/.431 (98-for-376, .772 OPS) before being promoted to Double-A Northwest Arkansas, where he drove in 20 runs over 33 games.
- His combined 84 RBI ranked 2nd among Royals farmhands.
- His older brother, Paxton, signed a minor league contract with Kansas City on Dec. 19, 2022.

## 2022

Selected in the second round of the 2022 First Year Player Draft by Kansas City.

- Reported to the Arizona Complex League for 3 games before being promoted to Class-A Columbia, where he batted .294 (32-for-109) with 12 extra-base hits and 16 RBI in 27 games.

## PERSONAL

Cayden Browning Wallace...Graduated from Greenbrier (Ark.) High School...Attended the University of Arkansas.

- Was a starter for the Arkansas team that reached the College World Series semifinals in 2022 and hit .298 (82-for-275) with 16 HR and 60 RBI in 67 games as a sophomore, while leading the team in runs (62), doubles (20), RBI, stolen bases (12) and slugging (.553).
- Tied the school freshman record of 14 home runs, a mark held by two previous first-round picks in Zack Cox (2010) and Heston Kjerstad (2020).

## TRANSACTIONS

2017.....Selected in the second round of the 2022 First Year Player Draft.

2024.....Acquired by Washington with a competitive balance A pick in exchange for right-handed pitcher Hunter Harvey, July 14.



#32 TREVOR WILLIAMS

MeLlamoTrevor @MeLlamoTrevor

RHP

BORN / 2025 OPENING DAY AGE 4/25/92 San Diego, Calif. / 31 BATS / THROWS Right / Right

MLB SERVICE / OPTIONS USED 7.027 / 0 of 3 HEIGHT / WEIGHT 6'3" / 238

ROUND / SCHOOL 2nd Rd., 2013 SIGNING SCOUT Scott Stanley (MIA) Arizona State University

ACQUIRED Signed as a Major League free agent, Dec. 10, 2022

UPDATED 2024 STATS Research Tool BASEBALL REFERENCE savant FAN GRAPHS

WILLIAMS CAREER RECORD

YEAR	CLUB	W	L	ERA	G	GS	CG	SHO	SV	IP	H	R	ER	HR	HB	BB	SO	SO/9	WP	BK	AVG
2013	GCL Marlins	0	0	4.50	1	1	0	0	0	2.0	3	2	1	0	0	0	1	4.50	0	0	.300
	Batavia	0	2	2.48	10	10	0	0	0	29.0	26	13	8	0	1	8	20	6.21	0	0	.228
	Greensboro	0	0	0.00	1	1	0	0	0	3.0	2	0	0	0	0	0	3	9.00	0	0	.182
2014	Jupiter	8	6	2.79	23	23	0	0	0	129.0	138	49	40	5	0	29	90	6.35	4	0	.277
	Jacksonville	0	1	6.00	3	3	0	0	0	15.0	22	12	10	0	0	6	14	8.40	0	0	.344
2015	Jacksonville	7	8	4.00	22	21	0	0	0	117.0	126	53	52	9	1	36	88	6.77	3	0	.275
	New Orleans	0	2	2.57	3	3	0	0	0	14.0	15	5	4	0	1	7	13	8.40	1	0	.268
2016	Bradenton	1	0	0.00	1	1	0	0	0	5.0	4	0	0	0	0	0	4	7.20	0	0	.235
	Indianapolis	9	6	2.53	20	19	0	0	0	110.1	103	43	31	5	4	30	74	6.04	2	1	.249
	Pittsburgh	1	1	7.82	7	1	0	0	0	12.2	19	13	11	4	0	5	11	7.82	0	0	.339
2017	Pittsburgh	7	9	4.07	31	25	0	0	0	150.1	145	73	68	14	9	52	117	7.00	2	0	.255
2018	Pittsburgh	14	10	3.11	31	31	1	1	0	170.2	146	64	59	15	4	55	126	6.64	4	0	.231
2019	Pittsburgh	7	9	5.38	26	26	0	0	0	145.2	162	93	87	27	7	44	113	6.98	2	0	.284
	Indianapolis*	0	1	6.00	1	1	0	0	0	3.0	4	2	2	0	0	1	5	15.00	0	0	.308
2020	Pittsburgh	2	8	6.18	11	11	0	0	0	55.1	66	42	38	15	4	21	49	8.07	1	0	.296
2021	Chicago (NL)	4	2	5.06	13	12	0	0	0	58.2	68	37	33	10	2	22	61	9.36	0	0	.286
	Iowa*	1	0	0.00	2	2	0	0	0	7.0	2	1	0	0	1	1	5	6.43	0	0	.087
	Syracuse*	1	0	2.25	2	2	0	0	0	12.0	9	3	3	1	1	2	10	7.50	0	0	.205
	New York (NL)	0	0	3.06	10	3	0	0	0	32.1	37	14	11	1	1	9	29	8.90	0	0	.289
2022	New York (NL)	3	5	3.21	30	9	0	0	1	89.2	87	34	32	12	4	23	84	8.43	1	0	.253
2023	Washington	6	10	5.55	30	30	0	0	0	144.1	178	97	89	34	5	53	111	6.92	0	2	.300
2024	Harrisburg*	0	0	2.45	2	2	0	0	0	7.1	8	2	2	0	1	1	5	6.14	0	0	.296
	Washington	6	1	2.03	13	13	0	0	0	66.2	51	17	15	3	0	18	59	7.97	0	1	.214
MLB TOTALS		50	55	4.30	202	161	1	1	1	926.1	959	484	443	135	36	302	760	7.38	10	3	.267
MINORS TOTALS		27	26	3.04	91	89	0	0	0	453.2	462	185	153	20	10	121	332	6.59	10	1	.264

\* - Rehab assignment

CAREER

Veteran right-hander signed a second two-year contract with the Nationals in Dec. 2024.

- From 2018-21, was exclusively a starter, but he transitioned to a versatile swingman in 2021 and 2022.
- Was a second-round pick of the Miami Marlins in 2013 but was traded to Pittsburgh in 2015 while pitching in the Arizona Fall League.

2024

Produced a career-best 2.03 ERA in 13 starts, but navigated through a two-month IL stint from June to Sept.

- His career-best 2.03 ERA was the lowest in a season in Nationals history (2005-pres.) by a pitcher with at least 10 starts.
- He was particularly strong at home, going 3-0 with a 1.37 ERA (4 ER/26.1 IP), 30 strikeouts and four walks in five starts at Nationals Park.
- Started the season 4-0 with a 1.94 ERA (9 ER/41.2 IP) in his first eight starts...His best stretch came in three starts from May 1 to May 14 when he pitched to a 0.60 ERA (1 ER/15.0 IP).
- Placed on the Injured List on June 1 with a right flexor muscle strain and did not return to the mound until Sept. 20.
- Capped the season by allowing just one earned run in 10.0 innings (0.90 ERA) with 12 strikeouts, two walks and a .176 opponents' average (6-for-34) over his last two starts.
- 2024 Pitch Mix: Four-Seam (36.4%) Sweeper (21.1%) Changeup (16.8%) Slider (13.5%) Sinker (12.1%)

2023

Made 30 starts, his most since he made a career-high 31 starts for Pittsburgh in 2018...His 111 strikeouts were his most since 2019.

- Opened the season going 1-1 with a 3.41 ERA (12 ER/31.2 IP) with 21 strikeouts and just seven walks in his first six starts.
- Earned the win vs. Philadelphia in the 2023 Little League Classic (6.0 IP, 2 H, 3 BB, 4 SO).
- Posted a 2.57 ERA (6 ER/25.0 IP) in 5 starts against the NL Central.
- Tossed a season-high 7.0 innings on Aug. 27 at Miami, his longest outing since 2022.
- Received just 20 total runs of support in 12 starts after the All-Star break.
- 2023 Pitch Mix: Four-Seam (43.2%) Changeup (17.1%) Slider (15.5%) Sinker (14.6%) Curveball (6.9%) Sweeper (2.7%)

AWARDS AND HONORS

- 2017..... Baseball America Major League All-Rookie Team
- 2017..... Pittsburgh's No. 14 prospect, per Baseball America
- 2016..... Pittsburgh's No. 23 prospect, per Baseball America
- 2015..... Arizona Fall League Rising Star
- 2015..... Miami's No. 8 prospect, per Baseball America
- 2014..... Florida State League All-Star (mid-season)
- 2014..... Miami's No. 11 prospect, per Baseball America



## 2022

*In his second season with the Mets, went 3-5 with a 3.21 ERA in 30 games (nine starts)*

- Went 2-4 with a 4.19 ERA in nine starts and 1-1 with one save and a 2.47 ERA in 21 relief appearances.
- Tossed a career-high and team-best 25.1 consecutive scoreless innings from July 7 to Sept. 4...Was tied for the sixth-longest streak in MLB (4th in NL).
- He went 3-1 with a 2.01 ERA in 13 games (three starts) against the NL East Recorded his first career save on July 14 at Chicago (NL), pitching the final three innings (3 H, 4 SO) of the 8-0 win.
- 2022 Pitch Mix:** Four-Seam (52.8%) Changeup (13.1%) Sinker (12.6%) Slider (11.7%) Curveball (9.7%).

## 2021

*Began the season with the Cubs before being acquired by the Mets along with shortstop Javier Báez.*

- Posted a 3.06 ERA in 10 appearances (three starts) with the Mets.
- Did not surrender a home run in his first eight games with the Mets, becoming the ninth pitcher in franchise history to accomplish that feat (min. 20.0 IP)

## 2020

*Spent his sixth and final season in Pittsburgh.*

- Went 2-8 with a 6.18 ERA in 11 starts in his fifth and final season with the Pirates.

## 2019

*Endured a month-long stint on the Injured List with a right side strain.*

- Went 7-9 with a 5.38 ERA in 26 starts with Pittsburgh.

## 2018

*Put together the best season of his career, finishing seventh in the National League in ERA.*

- Was the only pitcher to make 10 starts of at least 6.0 innings without allowing a run (Justin Verlander, 2nd with 9).
- His 1.38 ERA after the All-Star break was second-lowest among all starting pitchers behind Tampa Bay's Blake Snell (1.17).
- Recorded a then-career-high 21.0 scoreless innings streak from July 11 to Aug. 5 and a 20.2 scoreless innings streak from Aug. 22 to Sept. 10.
- Was credited with his first career shutout in a rain-shortened 7-0 win at Cleveland on July 23 (6.0 IP).

## 2017

*Made his first career Opening Day roster and took part in his first full Major League season*

- Ranked third among National League pitchers (min. 150.0 IP) with 0.84 home runs allowed per 9.0 innings.
- Ranked first in ERA (4.07), fourth in innings (150.1) and fourth in strikeouts (117) among National League rookies with at least 100.0 innings.
- Threw a career-high 114 pitches in a career-high 8.0 scoreless innings on August 23 vs. Los Angeles (NL)...Faced off against Rich Hill, who took a perfect game into the ninth inning and lost his no-hit bid on Josh Harrison's walk-off homer in the 10th inning.

## 2016

*Made his Major League debut on Sept. 7 vs. St. Louis...Earned the win after allowing one run (unearned) in 3.0 innings of relief.*

- Was the MVP of Triple-A Indianapolis after going 9-6 with a 2.53 ERA in 20 games (19 starts).

## 2013-15

*Began his career in Miami's system before being acquired by the Pirates during the 2015 Arizona Fall League season*

- Was a Florida State League All-Star in 2014.

## PERSONAL

*Trevor Anthony Williams...Graduated from Rancho Bernardo High School in San Diego and attended Arizona State University.*

- He and his wife, Jackie, have four children.
- Was first-team All-PAC 12 as a sophomore.
- Is the co-founder of Project 34 (projectthirtyfour.com), a non-profit that assists with the purchasing of otherwise-inaccessible medical equipment and assistive devices for spinal cord injury patients...The organization also provides grants to individuals to help them afford physical therapy for optimal function...Wore the uniform number 34 during his last three seasons in Pittsburgh (2018-2020) to honor his college teammate Cory Hahn, who wore #34 at Arizona State and was paralyzed from the chest down in his third collegiate game.
- Is an avid reader of science fiction.
- Is a big Star Wars fan.

## TRANSACTIONS

**2013**.....Selected by Miami in the second round of First-Year Player Draft.

**2015**.....Acquired by Pittsburgh in exchange for right-handed pitcher Richard Mitchell, Oct. 24, 2015.

**2021**.....Signed with Chicago (NL) as a Major League free agent, Feb. 5.

**2021**.....Acquired by New York (NL) with infielder Javier Báez and cash considerations in exchange for outfielder Pete Crow-Armstrong, July 30.

**2022**.....Signed with Washington as a Major League free agent, Dec. 10.

**2024**.....Signed with Washington as a Major League free agent, Dec. 31.

# #29 JAMES WOOD

Instagram [jwood.29](#)

X [@jwood\\_29](#)

OF



**BORN / 2025 OPENING DAY AGE** 9/17/02 Rockville, Md. / 22  
**BATS / THROWS** Left / Right  
**MLB SERVICE / OPTIONS USED** 0.091 / 0 of 3  
**HEIGHT / WEIGHT** 6'7" / 244  
**ROUND / SCHOOL** 2nd Rd., 2021  
IMG Academy  
**SIGNING SCOUT** John Martin (SDP)  
**ACQUIRED** Via trade with CJ Abrams, MacKenzie Gore, Robert Hassell III, Jarlin Susana and Luke Voit from the San Diego Padres for Josh Bell and Juan Soto, Aug. 2, 2022

## UPDATED 2025 STATS

Research Tool BASEBALL REFERENCE savant FAN GRAPHS

## WOOD CAREER RECORD

YR.	CLUB	AVG	G	AB	R	H	TB	2B	3B	HR	RBI	SH	SF	HP	BB	SO	SB	CS	OBP	SLG	OPS	E
2021	ACL Padres	.372	26	86	18	32	46	5	0	3	22	0	0	2	13	32	10	0	.465	.535	1.000	0
2022	ACL Padres	.125	5	16	1	2	2	0	0	0	0	0	0	0	3	7	1	0	.263	.125	.388	0
	Lake Elsinore	.337	50	193	55	65	116	19	1	10	45	0	1	5	37	42	15	5	.453	.601	1.054	4
	Fredericksburg	.293	21	82	14	24	38	8	0	2	17	0	1	0	10	26	4	0	.366	.463	.829	3
2023	Wilmington	.293	42	150	32	44	87	9	5	8	36	0	4	1	26	49	8	1	.392	.580	.972	2
	Harrisburg	.248	87	323	48	80	159	19	3	18	55	0	2	4	39	124	10	2	.334	.492	.826	3
2024	Rochester	.353	52	190	44	67	113	16	0	10	37	0	1	0	40	42	10	1	.463	.595	1.058	0
	Washington	.264	79	295	43	78	126	13	4	9	41	0	0	2	39	97	14	8	.354	.427	.781	4
	MLB TOTALS	.264	79	295	43	78	126	13	4	9	41	0	0	2	39	97	14	8	.354	.427	.781	4
	MINORS TOTALS	.302	283	1040	212	314	561	76	9	51	212	0	9	12	168	322	58	9	.402	.539	.941	12

## CAREER

Tall, powerful left-handed hitting outfielder made his Major League debut in 2024 after being named the top prospect in all of baseball by Baseball America.

- Grew up in Olney, Md., and attended St. John's College High School in D.C. before transferring to IMG Academy in Bradenton, Florida prior to his junior season.

## 2024

Made his Major League debut on July 1...Went on to rank third in the National League in on-base percentage (.383) from July 27 to the end of the season.

- Ranked among National League rookies in on-base percentage (1st, .354), OPS (4th, .781), walks (4th, 39) and slugging percentage (5th, .427).
- From July 1, ranked fourth in NL with 54 batted balls (30-for-54, 3 2B, 6 HR) with an exit velocity over 105 MPH, per Baseball Savant.
- Reached base safely 119 times in his 79 games, tied for the second most times reaching base in a player's first 80 career games in Nationals history (2005-pres) behind only Juan Soto (138)...Reached safely in 30 of his final 36 games of the season...Reached base two or more times in 36 games, the most by any rookie in Major League Baseball after July 1.
- Recorded his first career hit in his first plate appearance, a single off New York's (NL) David Peterson.
- Hit his first Major League home run off St. Louis' Lance Lynn on July 6...Recorded his first multi-home run game on September 15 vs. Miami, homering in the fifth and the eighth innings.
- At the time of his call-up, he led Washington's Minor League system and ranked among all Minor League hitters in batting average (2nd, .353), on-base percentage (2nd, .463), OPS (2nd, 1.058) and slugging percentage (9th, .595).

## 2023

Named the Nationals Minor League Hitter of the Year after he led the organization in home runs (26), RBI (91) and slugging percentage (.520) and ranked second in OPS (.873), doubles (28) and triples (8)...Was selected to represent the Nationals in the 2023 SiriusXM All-Star Futures Game.

- Finished the season slashing .262/.353/.520 with 28 doubles, eight triples, 26 home runs, 91 RBI, 65 walks, 18 stolen bases and 80 runs scored in 129 games.
- Posted a 30-game on-base streak from April 25 to May 28, the longest streak in Minor League Baseball at the time...Hit .299/.415/.626 during the streak.
- Named South Atlantic League Player of the Week after hitting .346 (9-for-26) with three doubles, a triple, two homers, seven RBI and four walks.
- Hit .450 (9-for-20) with two doubles and six RBI in the final five games of the season to be named Eastern League Player of the Week.

## 2021-22

Was acquired by the Nationals at the Trade Deadline...Reported to Single-A Fredericksburg...Was named co-Hitter of the Year in Washington's system.

- Was hitting .321/.439/.565 in 55 games between Single-A Lake Elsinore and the ACL Padres at the time of the trade.
- Reported to the Arizona Complex League Padres following the 2021 First-Year Player Draft...Led the club in nearly every offensive category.

## PERSONAL

James Irvin Wood...Attended St. John's College High School in D.C. before transferring to IMG Academy in Bradenton, Florida prior to his junior season.

- Father, Kenny Wood, played college basketball at the University of Richmond and is a member of their Hall of Fame...Sister, Sydney, played college basketball at Northwestern University and currently works for the San Antonio Spurs.

## TRANSACTIONS

2021...Selected by San Diego in the second round of the First-Year Player Draft.

2022...Acquired by Washington along with shortstop CJ Abrams, left-handed pitcher MacKenzie Gore, outfielder Robert Hassell III, right-handed pitcher Jarlin Susana and first baseman/designated hitter Luke Voit from the San Diego Padres in exchange for outfielder Juan Soto and first baseman Josh Bell on Aug. 2.



# #18 JUAN YEPEZ

@yep07

1B

**BORN / 2025 OPENING DAY AGE** 2/19/98 Caracas, VEN / 27 **BATS / THROWS** Right / Right

**MLB SERVICE / OPTIONS USED** 1.105 / 3 of 3 **HEIGHT / WEIGHT** 6'1" / 235

**NAME PRONUNCIATION** Juan Yep0z (YEHP-ehz) **SIGNING SCOUT** Rolando Petit (ATL)

**ACQUIRED**  
Signed as a Minor League free agent, Dec. 4, 2023

**UPDATED 2025 STATS**  
Research Tool **BASEBALL REFERENCE** **savant** **FAN GRAPHS**

## YEPEZ CAREER RECORD

YR.	CLUB	AVG	G	AB	R	H	TB	2B	3B	HR	RBI	SH	SF	HP	BB	SO	SB	CS	OBP	SLG	OPS	E
2015	GCL Braves	.306	31	98	12	30	44	9	1	1	17	0	2	1	16	26	3	2	.402	.449	.851	1
	Danville	.291	28	103	12	30	48	7	1	3	14	0	2	0	6	29	0	1	.324	.466	.790	5
2016	GCL Braves	.200	3	10	0	2	2	0	0	0	1	0	0	0	0	3	0	0	.200	.200	.400	1
	Rome	.261	23	92	10	24	32	5	0	1	7	0	0	1	7	23	0	0	.320	.348	.668	2
2017	Rome	.275	36	142	15	39	55	13	0	1	15	0	2	0	8	32	4	1	.309	.387	.696	8
	Peoria	.260	80	304	33	79	118	16	1	7	47	0	2	3	19	72	6	1	.308	.388	.696	13
2018	Peoria	.415	25	94	20	39	56	10	2	1	20	0	2	0	10	14	4	1	.462	.596	1.058	1
	Palm Beach	.208	67	226	30	47	65	12	0	2	22	1	0	3	12	52	2	1	.257	.288	.545	1
2019	Peoria	.284	25	88	14	25	44	7	0	4	13	0	1	1	11	24	2	1	.366	.500	.866	1
	Palm Beach	.275	30	102	16	28	44	4	0	4	20	1	0	2	10	21	1	0	.351	.431	.782	3
2019	Springfield	.231	17	52	8	12	20	2	0	2	10	0	2	0	5	14	0	0	.288	.385	.673	0
2020																						
2021	Springfield	.270	19	63	11	17	36	4	0	5	14	0	0	3	9	13	0	0	.387	.571	.958	0
	Memphis	.289	92	304	56	88	179	25	0	22	63	0	4	6	42	69	1	3	.382	.589	.971	11
2022	Memphis	.277	50	188	34	52	109	9	0	16	53	0	1	2	17	46	0	0	.341	.580	.921	1
	St. Louis	.253	76	253	27	64	113	13	0	12	30	0	4	1	16	61	0	0	.296	.447	.743	2
2023	Memphis	.255	86	341	44	87	141	21	3	9	69	0	6	4	33	73	2	2	.323	.413	.736	4
	St. Louis	.183	28	60	5	11	18	1	0	2	2	0	0	1	4	20	0	1	.246	.300	.546	0
2024	Rochester	.263	74	274	38	72	120	15	0	11	41	0	3	2	40	45	3	2	.357	.438	.795	4
	Washington	.283	62	226	32	64	97	15	0	6	26	1	3	1	18	42	2	1	.335	.429	.764	2
MLB TOTALS		.258	166	539	64	139	228	29	0	20	58	1	7	3	38	123	2	2	.307	.423	.730	4
MINORS TOTALS		.270	686	2481	353	671	1113	159	8	89	426	2	27	28	245	556	28	15	.339	.449	.788	56

## 2021 POSTSEASON

RD.	CLUB, OPP.	AVG	G	AB	R	H	TB	2B	3B	HR	RBI	SH	SF	HP	BB	SO	SB	CS	OBP	SLG	OPS	E
NLWC	STL vs. LAD	.000	0	0	0	0	0	0	0	0	0	0	0	0	0	0	0	0	—	—	—	0

## 2022 POSTSEASON

RD.	CLUB, OPP.	AVG	G	AB	R	H	TB	2B	3B	HR	RBI	SH	SF	HP	BB	SO	SB	CS	OBP	SLG	OPS	E
NLWC	CIN vs. PHI	.400	2	5	1	2	5	0	0	1	2	0	0	0	0	0	0	0	.400	1.000	1.400	0

## CAREER

Power-hitting first baseman enters his second season with the Nationals after signing as a Minor League free agent before 2024 Major League Spring Training.

- First appeared on a MLB roster in the 2021 Wild Card Game but did not play in the game.

## 2024

Called up to Washington on July 5 and spent the rest of the season in the Major Leagues.

- Hit safely in a career-best 15 straight games from July 5-24, the longest by a Nationals player (2005-pres.) to start his time with the club and the third longest by any player starting their tenure with a club per *Elías Sports Bureau*.
- Led Washington with 15 doubles after his debut on July 5.
- Reached safely in 17 of his final 23 games going 23-for-79 (.291) with three doubles, three home runs, nine RBI, six walks, 13 runs.
- Before his recall, ranked third in Washington's system in OPS (.795), tied for third in extra-base hits (26) and walks (40) and fourth in home runs (11) and slugging percentage (.438) with Triple-A Rochester.

## 2023

Enjoyed three Major League stints in his second season with the Cardinals.

- Led Minor League Baseball with 43 RBI from Aug. 1 through the end of the season.

## 2022

Made his MLB debut on May 4 at Kansas City...Hit safely in his first seven games...Hit first home run on Mother's Day at San Francisco with mom in the stands.

- Clubbed more than 20 home runs for the second straight season...Had 28 homers between Triple-A Memphis and St. Louis.
- Hit a two-run home run on the first pitch he saw in the Postseason as a pinch-hitter in Game 1 of the 2022 Wild Card Series vs. Philadelphia (Alvarado).

## AWARDS AND HONORS

- 2022.....St. Louis' No. 9 prospect, per *Baseball America*
- 2021.....St. Louis' co-Minor League Player of the Year
- 2021.....MiLB.com Organization All Star
- 2021.....Arizona Fall League Fall Star and Hitter of the Year
- 2021.....International League All-Star (post-season)
- 2018.....Midwest League Player of the Week (April 15)





## 2021

St. Louis' co-Minor League Player of the Year with Jordan Walker in 2021.

- Led St. Louis' organization in home runs (27), RBI (77), slugging percentage (.586), OPS (.969), doubles (29) and extra-base hits (56).
- Named 2021 Arizona Fall League Co-Hitter of the Year with Miami's JJ Bleday.
- Batted .302 with 7 home runs and 26 RBI...Ranked among Fall League leaders in home runs (T2nd, 7), RBI (2nd, 26), doubles (T2nd, 8), hits (T9th, 26), slugging percentage (4th, .640) and OPS (8th, 1.028).

## 2015-20

Began his career in Atlanta's system before being acquired by the Cardinals in exchange for former Washington National Matt Adams.

- Hit 27 homers in 111 games after hitting 26 in 365 games in his first five pro seasons.
- Led the organization in homers (27), RBI (77), slugging percentage (.586), OPS (.969), doubles (29) and extra-base hits (56).
- Hit .271/.327/.403 with 85 doubles, five triples, 26 homers, 186 RBI, 104 walks, 22 stolen bases and 170 runs in 365 games from 2015-19.

## PERSONAL

Juan David Yezpez (YEHP-ehz).


- Resides in Nashville, Tenn.

## TRANSACTIONS

**2014** .....Signed with Atlanta as a non-drafted free agent, July 2.

**2017** .....Acquired by St. Louis in exchange for first baseman Matt Adams, May 20.

**2023** .....Signed with Washington as a Minor League free agent, Dec. 4.



# #30 JACOB YOUNG

@jacob\_young27

X@jypv123

OF



**BORN / 2025 OPENING DAY AGE** **BATS / THROWS**  
7/27/99 Ponte Vedra, Fla. / 25 Right / Right

**MLB SERVICE / OPTIONS USED** **HEIGHT / WEIGHT**  
1.037 / 0 of 3 6'0" / 195

**ROUND / SCHOOL** **SIGNING SCOUT**  
7th Rd., 2021 Tommy Jackson (WSH)  
University of Florida

**ACQUIRED**  
Selected in the seventh round of the 2021 First-Year Player Draft

**UPDATED 2025 STATS**  
Research Tool BASEBALL REFERENCE savant FAN GRAPHS

## YOUNG CAREER RECORD

YR.	CLUB	AVG	G	AB	R	H	TB	2B	3B	HR	RBI	SH	SF	HP	BB	SO	SB	CS	OBP	SLG	OPS	E
2021	Fredericksburg	.208	26	101	16	21	27	6	0	0	5	1	1	1	10	17	13	0	.283	.267	.550	0
2022	Fredericksburg	.262	115	465	118	122	154	10	8	2	46	1	3	14	59	82	52	7	.360	.331	.691	0
2023	Wilmington	.307	56	212	28	65	85	10	2	2	28	5	3	3	25	31	22	4	.383	.401	.784	0
	Harrisburg	.304	52	204	30	62	88	11	3	3	28	1	2	7	17	37	17	3	.374	.431	.805	0
	Rochester	.294	4	17	2	5	8	0	0	1	2	0	0	0	2	0	0	0	.294	.471	.765	0
	Washington	.252	33	107	9	27	36	7	1	0	12	3	0	1	10	22	13	0	.322	.336	.658	1
2024	Rochester	.214	3	14	1	3	3	0	0	0	0	0	0	0	2	2	1	0	.313	.214	.527	0
	Washington	.256	150	468	75	120	155	24	1	3	36	9	2	12	30	102	33	10	.316	.331	.647	8
MLB TOTALS		.256	183	575	84	147	191	31	2	3	48	12	2	13	40	124	46	10	.317	.332	.649	9
MINORS TOTALS		.274	256	1013	195	278	365	37	13	8	109	8	9	25	113	171	105	14	.359	.360	.719	0

## CAREER

Speedy center fielder moved quickly through Washington's Minor League system to make his Major League debut in 2023...Named a Rawlings Gold Glove Award finalist in 2024.

- Was the "Fastest Baserunner" in Washington's system, according to Baseball America, in 2022 and 2023.
- Was successful on his first 25 stolen base attempts to begin his career, tied for the fourth-longest streak to begin a career in MLB history.

## 2024

Proved himself as the top defensive center fielder in Major League Baseball according to Statcast, leading all players in outs above average (21) and runs prevented (19)...Led Major League Baseball with 11 bunt hits.

- Finished first on the club and fifth overall in the National League with 33 stolen bases...Was 11-for-12 when stealing third base.
- His 21 outs above average and 19 runs prevented were the most in a season by any outfielder since 2019.
- Ranked among NL rookies in runs (4th), hits (5th), doubles (6th), walks (6th), batting average (7th) and on-base percentage (7th).
- One of five rookie outfielders in the Nationals history (2005-pres.) to record 20 or more doubles in a season joining Victor Robles in 2019, Juan Soto in 2018, Bryce Harper in 2012 and Brian Goodwin in 2017.
- Was one of nine players in Major League Baseball to hit at least .255 with 70 runs scored and 30 stolen bases.
- Hit his first career home run off Jesus Luzardo on June 16 against Miami...Finished the season with three homers.
- Slashed .283/.340/.352 with seven doubles, one home run, 13 RBI and nine walks against left-handed pitching.
- His 150 games played were the fifth-most in a season by a Nationals rookie (2005-pres.) and the most since Victor Robles in 2019.

## 2023

Advanced through three levels of Washington's system on his way to his Major League debut on Aug. 26 at Miami.

- Stole 13 bases in 33 games during his rookie season...No other player in Major League Baseball recorded more than 13 stolen bases in fewer than 50 games played in 2023...Only Los Angeles Angels infielder Andrew Velasquez came close, with 13 stolen bases in 54 games played.
- Became the first player in Nationals history (2005-pres.) to make his MLB debut as a pinch runner and score a run.
- Recorded his first Major League hit on Aug. 29 at Toronto (bunt single)...In that game, he became the first player in Nationals history (2005-pres.) to have his first MLB hit, stolen base and outfield assist in the same game...Threw out Alejandro Kirk at home plate in one of the best throws of the season.
- Reached base safely in 24 of 31 starts...Recorded his first walk-off hit on Sept. 6 vs. New York (NL).
- Became one of three Nationals (2005-pres.) to steal two bases in a game in back-to-back games (9/29-30) joining Trea Turner and Nyjer Morgan.
- On Sept. 30 at Atlanta, he stole the 124th base of the Nationals season, the most in a single-season in Nationals history (2005-pres.).
- Ranked in Washington's Minor League system in average (2nd, .305), on-base percentage (2nd, .376), hits (2nd, 132) and stolen bases (2nd, 39).

## 2022

Washington's Minor League Baserunner of the Year...Was one of two players in Minor League Baseball to steal at least 50 bases and score at least 100 runs.

- His 118 runs were tied for the most in all of Minor League Baseball, while his 52 stolen bases were the most among Nationals Minor Leaguers.
- Led Fredericksburg and ranked third in the Carolina League with 122 hits.
- Also ranked among Nationals farmhands in triples (T2nd, 8), on-base percentage (3rd, .360), hits (4th, 122) and walks (4th, 59).

## PERSONAL

Jacob Samuel Young...Graduated from Ponte Vedra High School...Attended the University of Florida...Got married to wife, Caroline, following 2023 season.

- Played two seasons at Florida...Ranked among SEC hitters in doubles (T5th, 16), stolen bases (T8th, 13), hits (T10th, 80) and runs (T10th, 56) in 2021.

## TRANSACTIONS

2021...Selected in the seventh round of the First-Year Player Draft.



NATIONALS MEDICAL TEAM



Dr. Robert Najarian



Harvey Sharman



Dennis Cullen, MD

**DR. ROBERT NAJARIAN**

Dr. Robert G. Najarian enters his tenth season on Washington's medical team after joining the organization in 2016. In 2023, he was promoted the role of Lead Team Physician. Dr. Najarian is a board-certified orthopedic and sports medicine surgeon. With additional fellowship training in sports medicine and more than 18 years of experience, he specializes in treating the knee, shoulder, and elbow, as well as all sports-related injuries. His area of focus is in the treatment of knee cartilage and ligamentous injury, shoulder instability and rotator cuff repair, and elbow injuries in the throwing athlete (Tommy John Surgery). He has been named a Washingtonian Top Doctor since 2016. Dr. Najarian is an adjunct orthopedic faculty member for Walter Reed National Military Medical Center, Georgetown University, and the University of Virginia School of Medicine.

From 2009-2013 he served as a team physician for The Ohio State University athletics where he was also an assistant professor of orthopedic surgery. Dr. Najarian also provided care to USA Rugby and the Triple-A Columbus Clippers. He was the medical director for Capital University, responsible for the care of all 16 varsity teams. During his fellowship training, he served as an assistant team physician involved in the care for the Cleveland Browns (NFL), the Cleveland Indians (MLB), and the Cleveland Cavaliers (NBA) professional teams.

A native of New York, Dr. Najarian now resides in McLean, Virginia with his wife and three children. In his free time he enjoys traveling and spending time with his family.

**HARVEY SHARMAN**

Sharman, a physiotherapist, enters his tenth season with the Nationals. Sharman came to Washington after 15 years with the Leeds United Football Club in the UK, the final eight as the organization's Director of Sports Medicine/Science. Sharman began with Leeds as an assistant physiotherapist, but evolved into the head of the organization's medical department. During his time with Leeds, Sharman focused on movement dysfunction and, subsequently, the development of injury-prevention strategies. With Leeds, Sharman oversaw an injury reduction of over 50 percent, including a significant drop in soft-tissue injuries (muscular/ligament/tendon injuries).

**DENNIS CULLEN, MD**

Entering his 20th season as the Washington Nationals Team Physician and Head Internist, Dr. Dennis Cullen is a native Washingtonian who attended Georgetown Prep and Bucknell University. He is a graduate of Georgetown University Medical School and did his post-graduate medical training in Internal Medicine at Dartmouth/Mary Hitchcock Medical Center and Georgetown University Medical Center. Cullen is Board Certified in Internal Medicine. He served as Chief Medical Officer of the Drug Enforcement Administration and subsequently enjoyed a four-year tenure with the National Health Service in rural West Virginia. He is currently in Private Practice in Bethesda, Md., where he practices with his brother and son — Dr. Edward T. Cullen and Dr. Conor Cullen — and Dr. Charles Umosella. Dr. Cullen maintain active privileges at Sibley Memorial Hospital in Washington, D.C.

**Lead Team Physician**

**Executive Director, Medical Services**

**Team Physician & Head Internist**




# NATIONALS MEDICAL TEAM



Paul Lessard



Dale Gilbert



Jon Kotredes

## PAUL LESSARD

Lessard returns for his tenth season with the Nationals and is entering his 28th year of experience as a Head Athletic Trainer in the Major Leagues. Washington is Lessard's fourth Major League organization, having worked with the Arizona Diamondbacks (1998-2005) and Boston Red Sox (2006-2009) in addition to the Cincinnati Reds (2010-2015)...He has been selected to represent the National League at the MLB All-Star Game three times (2012, 2015, 2018). A 1986 graduate of Northeastern University, Lessard spent 10 years as an athletic trainer for Boston University (1988-94) and the College of Holy Cross (1994-97). Before he was hired by BU, he spent two summers as Assistant Athletic Trainer for the NFL's Atlanta Falcons (1985-86) and two seasons with the New York Yankees' Single-A Ft. Lauderdale (1987-88). Lessard, and his wife Lisa, reside in Charlotte, N.C. They have three daughters: Nicole, Grace and Anne, and their granddaughter Natalie.

## Director, Athletic Training

## DALE GILBERT

Gilbert enters his tenth season with the Nationals. He came to D.C. after five seasons with the Texas Rangers, the final four as the club's medical coordinator. Gilbert originally joined the Rangers as the organization's rehab coordinator in 2011. Before heading to Texas, Gilbert spent eight seasons with the Kansas City Royals (2003-10), where he held the positions of athletic trainer, medical coordinator and rehab coordinator. Gilbert spent six seasons (1997-2002) working as an athletic trainer in the Arizona Diamondbacks organization before joining the Royals. The Montana native earned his degree in exercise science and physical education with a minor in Spanish from Arizona State University. Gilbert resides in Burke, Va. with his wife, Susan, and their daughter, Kiley.

## Head Athletic Trainer

## JON KOTREDES

Kotredes enters his fourth season as Assistant Athletic Trainer at the Major League level. He moved to his current role after spending the previous eight seasons as the Minor League medical coordinator. 2024 marks his 16th season with the Washington Nationals organization. He spent the 2013 season with Double-A Harrisburg, 2011 and 2012 seasons with Single-A Hagerstown and worked the 2009-10 seasons with the Rookie-Level GCL Nationals. Prior to joining the Nationals, he spent three years (2006-08) with San Francisco's organization, all with the Salem-Keizer Volcanoes of the short-season Northwest League. He graduated from the University of Maine in 2005 with a degree in Kinesiology and Physical Education.

## Assistant Athletic Trainer

# MEDICAL CONSULTANTS



Dr. Hiran Bagy, D.C.; *Chiropractor*



Frank Jans; *EAP Coordinator*



Dr. Keith Smithson; *Director, Visual Performance*



Dr. Hugo Bonilla, DDS, MS; *Dentist*




Marie Spano, *Major League Nutritionist*

NATIONALS MEDICAL TEAM



Brett Henry



Tony Rogowski



Patrick Panico

**BRETT HENRY**

Henry is in his 16th season in the Nationals organization, his fourth as Head Strength and Conditioning Coach at the Major League level...Henry spent the previous five seasons (2017-21) as Washington's assistant strength and conditioning coach...Prior to that, Henry served as an affiliate strength and conditioning coach in player development for four seasons at Triple-A Syracuse (2013-2016), preceded by one-year stints at Single-A Potomac (2012), Double-A Harrisburg (2011) and short-season Vermont (2010)...Henry is a Certified Strength and Conditioning Specialist through the NSCA and holds various other professional certifications...A graduate of Corvallis High School in Corvallis, Mont., Henry played two years of collegiate baseball at Spokane Falls Community College...He finished his undergraduate studies at Washington State University where he graduated Magna Cum Laude with a Bachelor of Science degree in exercise science...Henry also earned a master's degree in athletes performance and injury prevention from California University of Pennsylvania...Henry resides in Orlando, Fla., with his wife, Darlene, sons, Corbin and Tanner and daughter, Harper.

**Head Strength & Conditioning Coach**

**TONY ROGOWSKI**

Rogowski is entering his 16th season with the Washington Nationals' organization, his fourth as Strength and Conditioning Coach at the Major League level...Rogowski enjoyed two stints (2010, 2012-16) as the strength and conditioning coach of the Double-A Harrisburg Senators...He spent the 2011 season with the Single-A Potomac Nationals...Rogowski joined the organization in February 2010 after two seasons (2008-09) as a player in the independent Continental Baseball League and the independent Arizona League...Rogowski graduated from the University of Alabama - Huntsville in 2009, where he was a member of the baseball team and a student assistant coach...He earned a master's degree from California University of Pennsylvania in 2013...Rogowski, his wife, Nicole, and son, Anthony Michael, reside in Loxahatchee, Fla.


**Assistant Major League Strength & Conditioning Coach**

**PATRICK PANICO**

Panico returns for his 13th season in the role of Corrective Exercise Specialist and has been with the Nationals since the start of the 2013 season...He has worked as a massage therapist/strength coach for over 25 years...Panico is the founder of SPORTSFITNYC Integrated Conditioning Specialists in New York City...His professional baseball resume also includes four years in the Arizona Diamondbacks organization as a Minor League strength & conditioning coach...Patrick is a licensed massage therapist, active release technique therapist, certified strength coach and red cord practitioner. In addition, he holds a degree in exercise science from the University of Illinois.

**Corrective Exercise Specialist**





**2024 SEASON IN  
REVIEW**



2024 DAY-BY-DAY

G#	Date	Result	Win	Loss	Save	Record	Position	GB/GA	Time	Attendance
1	3/28 @ CIN	L 2-8	Montas (1-0)	Gray (0-1)	-	0-1	1-4th	-0.5	2:18	44,030
2	3/30 @ CIN	W 7-6	Harvey (1-0)	Diaz (0-1)	Finnegan (1)	1-1	2nd	-1.0	2:55	39,674
3	3/31 @ CIN	L 5-6	Sims (1-0)	Finnegan (0-1)	-	1-2	1-2nd	-1.0	2:50	13,590
4	4/1 vs PIT	L 4-8	Contreras (1-0)	Garcia (0-1)	Chapman (1)	1-3	2nd	-2.0	3:11	40,405
5	4/2	OFF DAY	-	-	-	-	-	-	-	-
6	4/3 vs PIT	W 5-3	Williams (1-0)	Keller (0-1)	Finnegan (2)	2-3	2nd	-1.0	2:30	14,022
7	4/4 vs PIT	L 4-7	Pérez (1-0)	Gray (0-2)	Bednar (1)	2-4	T-2nd	-1.5	2:52 (1:10)	11,135
8	4/5 vs PHI	L 0-4	Nola (1-1)	Corbin (0-1)	-	2-5	T-3rd	-2.5	2:51	21,374
9	4/6 vs PHI	L 2-5	Suárez (1-0)	Irvin (0-1)	Alvarado (2)	2-6	T-3rd	-3.5	2:28	29,718
10	4/7 vs PHI	W 2-2	Gore (1-0)	Sánchez (0-1)	Finnegan (3)	3-6	T-3rd	-3.5	2:31	24,765
11	4/8 @ SF	W 8-1	Williams (2-0)	Snell (0-1)	-	4-6	T-3rd	-2.5	2:48	25,582
12	4/9 @ SF	W 5-3	Weems (1-0)	Walker (1-1)	Finnegan (4)	5-6	T-2nd	-2.5	2:41	24,380
13	4/10 @ SF	L 1-7	Hicks (2-0)	Corbin (0-2)	-	5-7	3rd	-3.0	2:07	25,558
14	4/11	OFF DAY	-	-	-	-	-	-	-	-
15	4/12 @ OAK	L 1-2	Kelly (2-0)	Finnegan (0-2)	-	5-8	4th	-3.5	2:36	5,777
16	4/13 @ OAK	W 3-1	Gore (2-0)	Boyle (1-2)	Finnegan (5)	6-8	T-3rd	-2.5	2:35	3,330
17	4/14 @ OAK	L 6-7	Spence (1-1)	Law (0-1)	Miller (3)	6-9	4th	-3.5	2:45	8,637
18	4/15 @ LAD	W 6-4	Parker (1-0)	Glasnow (3-1)	Finnegan (6)	7-9	4th	-3.5	2:36	42,677
19	4/16 @ LAD	L 2-6	Yarbrough (2-0)	Corbin (0-3)	-	7-10	4th	-4.5	2:26	52,718
20	4/17 @ LAD	W 2-0	Irvin (1-1)	Knack (0-1)	Finnegan (7)	8-10	4th	-4.5	2:16	44,428
21	4/18	OFF DAY	-	-	-	-	-	-	-	-
22	4/19 vs HOU	L 3-5	Verlander (1-0)	Gore (2-1)	Hader (2)	8-11	4th	-5.5	2:52	22,999
23	4/20 vs HOU	W 5-4	Finnegan (1-2)	Martínez (1-2)	-	9-11	4th	-5.5	2:45	34,608
24	4/21 vs HOU	W 6-0	Parker (2-0)	Brown (0-4)	-	10-11	4th	-4.5	2:20	23,193
25	4/22	OFF DAY	-	-	-	-	-	-	-	-
26	4/23 vs LAD	L 1-4	Vesia (1-2)	Harvey (1-1)	Phillips (6)	10-12	4th	-6.0	3:30	27,806
27	4/24 vs LAD	L 2-11	Knack (1-2)	Irvin (1-2)	-	10-13	4th	-7.0	2:40	26,298
28	4/25 vs LAD	L 1-2	Yamamoto (2-1)	Gore (2-2)	Phillips (7)	10-14	4th	-7.5	2:36	24,885
29	4/26 @ MIA	W 3-1	Finnegan (2)	Faucher (1-1)	Finnegan (8)	11-14	4th	-7.5	2:15	10,201
30	4/27 @ MIA	W 11-4	Barnes (1-0)	Cabrera (1-1)	-	12-14	4th	-6.5	2:48	12,695
31	4/28 @ MIA	W 12-9	Law (2-1)	Bender (0-2)	Finnegan (9)	13-14	4th	-6.5	3:17	15,894
32	4/29 @ MIA	W 7-2	Irvin (2-2)	Rogers (0-4)	-	14-14	T-3rd	-5.5	2:21	6,376
33	4/30 @ TEX	L 1-7	Gray (1-1)	-	-	14-15	4th	-5.5	2:19	27,584
34	5/1 @ TEX	W 1-0	Williams (3-0)	Heaney (0-4)	Finnegan (10)	15-15	T-3rd	-5.5	2:11	24,846
35	5/2 @ TEX	L 0-6	Eovaldi (2-2)	Parker (2-1)	-	15-16	4th	-6.0	2:30	27,529
36	5/3 vs TOR	W 9-3	Barnes (2-0)	Swanson (0-2)	-	16-16	T-3rd	-5.5	2:49	22,856
37	5/4 vs TOR	L 3-6	Gausman (2-3)	Irvin (2-3)	-	16-17	T-3rd	-6.5	2:59	22,836
38	5/5 vs TOR	W 11-8	Harvey (2-1)	Cabrera (1-1)	Finnegan (11)	17-17	3rd	-6.5	3:01 (1:25)	18,363
39	5/6	OFF DAY	-	-	-	-	-	-	-	-
40	5/7 vs BAL	W 3-0	Williams (4-0)	Burnes (3-1)	Finnegan (12)	18-17	3rd	-7.0	2:19	29,542
41	5/8 vs BAL	L 6-7	Suárez (2-0)	Weems (1-1)	Webb (2)	18-18	T-3rd	-7.0	3:35	34,078
42	5/9	OFF DAY	-	-	-	-	-	-	-	-
43	5/10 @ BOS	W 5-1	Corbin (1-3)	Houck (3-4)	-	19-18	3rd	-7.0	2:26	31,313
44	5/11 @ BOS	L 2-4	Martin (2-1)	Garcia (0-2)	Jansen (6)	19-19	3rd	-8.0	2:13	30,995
45	5/12 @ BOS	L 2-3	Bello (4-1)	Gore (2-4)	Jansen (7)	19-20	T-3rd	-8.0	2:31	29,250
46	5/13 @ CWS	Postponed: Rain (5/14)	-	-	-	-	-	-	-	-
47	5/14 @ CWS	W 6-3	Law (3-1)	Brebbia (0-2)	Finnegan (13)	20-20	3rd	-9.0	2:42	-
48	5/14 @ CWS (from 5/13)	L 0-4	Fedde (4-0)	Parker (2-2)	-	20-21	3rd	-9.0	2:15	11,138
49	5/15 @ CWS	L 0-2	Crochet (4-4)	Corbin (1-4)	Kopech (5)	20-22	3rd	-10.0	2:16	11,008
50	5/16	OFF DAY	-	-	-	-	-	-	-	-
51	5/17 @ PHI	L 2-4	Wheeler (5-3)	Irvin (2-4)	Hoffman (3)	20-23	3rd	-10.5	2:15	44,507
52	5/18 @ PHI	L 3-4	Soto (1-1)	Finnegan (1-3)	-	20-24	3rd	-11.5	2:52 (2:26)	43,112
53	5/19 @ PHI	L 5-11	Nola (6-2)	Barnes (2-1)	-	20-25	4th	-12.5	2:53	44,715
54	5/20 vs MIN	W 12-3	Parker (3-2)	López (4-4)	-	21-25	3rd	-12.0	2:22	16,979
55	5/21 vs MIN	L 0-10	Ryan (3-3)	Corbin (1-5)	-	21-26	3rd	-13.0	2:20	23,597
56	5/22 vs MIN	L 2-3	Okert (1-0)	Irvin (2-5)	Duran (4)	21-27	3rd	-14.0	2:34	21,837
57	5/23	OFF DAY	-	-	-	-	-	-	-	-
58	5/24 vs SEA	W 6-1	Gore (3-4)	Kirby (4-5)	-	22-27	3rd	-13.5	2:07	23,789
59	5/25 vs SEA	W 3-1	Floro (1-0)	Speier (0-2)	Finnegan (14)	23-27	3rd	-13.5	2:21	30,791
60	5/26 vs SEA	L 5-9	Voth (2-0)	Floro (1-1)	-	23-28	3rd	-13.5	2:35	25,935
61	5/27 @ ATL	W 8-4	Parker (4-2)	Morton (3-2)	-	24-28	3rd	-12.5	2:39	38,858
62	5/28 @ ATL	L 0-2	Fried (5-2)	Barnes (2-2)	Iglesias (15)	24-29	3rd	-12.5	2:04	37,598
63	5/29 @ ATL	W 7-2	Gore (4-4)	Schweillenbach (0-1)	-	25-29	3rd	-12.5	2:52	33,654
64	5/30 @ ATL	W 3-1	Williams (5-0)	Kerr (1-2)	Finnegan (15)	26-29	3rd	-12.0	2:35	37,784
65	5/31 @ CLE	L 1-7	Bibee (4-1)	Corbin (1-6)	-	26-30	3rd	-13.0	2:21	35,526
66	6/1 @ CLE	L 2-3	Lively (5-2)	Parker (4-3)	Clase (18)	26-31	3rd	-14.0	2:26	36,725
67	6/2 @ CLE	W 5-2	Irvin (3-5)	Carasco (2-5)	Finnegan (16)	27-31	3rd	-13.0	2:18	25,521
68	6/3 vs NYM	L 7-8	Megill (1-2)	Gore (4-5)	Diekman (2)	27-32	3rd	-14.0	3:18	20,575
69	6/4 vs NYM	L 3-6	Peterson (1-0)	Herz (0-1)	-	27-33	3rd	-15.0	2:34	21,570
70	6/5 vs NYM	L 1-9	Severino (4-2)	Corbin (1-7)	-	27-34	3rd	-16.0	2:06 (1:25)	18,775
71	6/6 vs ATL	L 2-5	Bumgarner (2-2)	Harvey (2-2)	Iglesias (16)	27-35	T-3rd	-16.5	2:07	27,690
72	6/7 vs ATL	W 2-1	Irvin (4-5)	Sale (8-2)	Finnegan (17)	28-35	3rd	-16.0	2:10	39,235
73	6/8 vs ATL	W 7-3	Gore (5-5)	Morton (3-3)	-	29-35	3rd	-16.0	2:29	33,998
74	6/9 vs ATL	W 8-5	Barnes (3-2)	Waldrep (0-1)	Finnegan (18)	30-35	3rd	-15.0	2:38 (1:35)	34,282
75	6/10	OFF DAY	-	-	-	-	-	-	-	-
76	6/11 @ DET	W 5-4	Finnegan (2-3)	Chafin (3-2)	-	31-35	3rd	-15.0	2:51	18,368
77	6/12 @ DET	W 7-5	Irvin (5-5)	Olson (1-8)	Finnegan (19)	32-35	3rd	-14.0	2:50	20,645
78	6/13 @ DET	L 2-7	Miller (4-4)	Law (3-2)	-	32-36	3rd	-14.0	2:34	21,925
79	6/14 vs MIA	W 8-1	Gore (6-5)	Anderson (0-1)	-	33-36	3rd	-14.0	2:22	23,303
80	6/15 vs MIA	W 4-0	Herz (1-1)	Rogers (1-8)	-	34-36	3rd	-13.0	2:08	25,637
81	6/16 vs MIA	W 3-1	Parker (5-3)	Luzardo (3-6)	Finnegan (20)	35-36	3rd	-12.0	2:23	27,003
82	6/17	OFF DAY	-	-	-	-	-	-	-	-
83	6/18 vs AZ	L 0-5	Cecconi (2-5)	Irvin (5-6)	-	35-37	T-3rd	-13.5	2:19	28,230
84	6/19 vs AZ	W 3-1	Law (4-2)	Pfaadt (3-6)	Finnegan (21)	36-37	3rd	-12.5	2:15	20,853
85	6/20 vs AZ	L 2-5	Nelson (5-5)	Gore (6-6)	Sewald (8)	36-38	3rd	-13.0	2:17	21,158
86	6/21 @ COL	W 11-5	Floro (2-1)	Hudson (2-10)	-	37-38	3rd	-12.0	2:59	31,935
87	6/22 @ COL	L 7-9	Beeks (4-3)	Finnegan (2-4)	-	37-39	3rd	-13.0	2:49	34,509
88	6/23 @ COL	W 2-1	Floro (3-1)	Beeks (4-4)	Finnegan (22)	38-39	3rd	-13.0	2:16	30,407
89	6/24 @ SD	L 6-7	Peralta (2-1)	Harvey (2-3)	-	38-40	T-3rd	-14.0	2:59	39,164
90	6/25 @ SD	L 7-9	Mazur (1-2)	Gore (6-7)	Suarez (20)	38-41	4th	-14.0	2:46	40,825

2024 DAY-BY-DAY

GF#	Date	Result	Win	Loss	Save	Record	Position	GB/GA	Time	Attendance
80	6/26 @ SD	L 5-8	Cease (7-6)	Herz (1-2)	-	38-42	4th	-15.0	2:28	37,397
	6/27	OFF DAY								
81	6/28 @ TB	L 1-3	Ellfin (4-5)	Parker (5-4)	Fairbanks (13)	38-43	4th	-15.5	2:33	14,959
82	6/29 @ TB	W 8-1	Irvin (6-6)	Civale (2-6)	-	39-43	4th	-14.5	2:34	17,501
83	6/30 @ TB	L 0-5	Bradley (3-4)	Corbin (1-8)	-	39-44	4th	-15.5	2:30	18,259
84	7/1 vs. NYM	L 7-9	Diekmann (2-2)	Harvey (2-4)	Garrett (4)	39-45	4th	-16.0	3:19	26,719
85	7/2 vs. NYM	L 2-7	Buttò (2-3)	Garcia (0-3)	-	39-46	4th	-17.0	2:46	19,844
86	7/3 vs. NYM	W 7-5	Barnes (4-2)	Diekmann (2-3)	Finnegan (23)	40-46	4th	-17.0	2:40	32,391
87	7/4 vs. NYM	W 1-0	Irvin (7-6)	Houser (1-5)	Law (1)	41-46	4th	-16.0	1:58	34,394
88	7/5 vs. STL	L 6-7	Helsley (3-3)	Floro (3-2)	-	41-47	4th	-17.0	3:26	24,072
89	7/6 vs. STL	W 14-6	Barnes (5-2)	Lynn (4-4)	-	42-47	4th	-16.0	3:10	21,838
90	7/7 vs. STL	L 3-8	Gibson (7-3)	Herz (1-3)	-	42-48	4th	-16.0	2:59	19,782
91	7/8 vs. STL	L 0-6	Mikolas (7-7)	Parker (5-5)	-	42-49	4th	-16.5	2:24	16,454
92	7/9 @ NYM	L 0-3	Quintana (4-5)	Irvin (7-7)	Diaz (9)	42-50	4th	-17.5	2:41	31,243
93	7/10 @ NYM	L 2-6	Severino (9-3)	Corbin (1-9)	Buttò (1)	42-51	4th	-18.5	2:24	24,887
94	7/11 @ NYM	L 0-7	Peterson (4-0)	Gore (6-8)	-	42-52	4th	-19.5	2:49	25,710
95	7/12 @ MIL	W 5-2	Garcia (1-3)	Peralta (6-5)	Finnegan (24)	43-52	4th	-18.5	2:41	31,967
96	7/13 @ MIL	W 6-5	Law (5-2)	Megill (0-2)	Finnegan (25)	44-52	4th	-18.5	3:00	34,169
97	7/14 @ MIL	L 3-9	Rea (9-3)	Irvin (7-8)	-	44-53	4th	-18.5	2:34	35,040
	7/15-7/18	ALL-STAR BREAK								
98	7/19 vs. CIN	W 8-5	Corbin (2-9)	Montas (4-8)	Finnegan (26)	45-53	4th	-17.5	2:55	38,402
99	7/20 vs. CIN	W 5-4	Law (6-2)	Wilson (1-2)	Finnegan (27)	46-53	4th	-16.5	2:42	32,734
100	7/21 vs. CIN	W 5-2	Garcia (2-3)	Sims (1-4)	Finnegan (28)	47-53	4th	-16.5	2:22	23,967
101	7/23 vs. SD	L 0-4	Vásquez (3-5)	Herz (1-4)	-	47-54	4th	-17.0	2:15	20,749
102	7/24 vs. SD	L 3-12	Waldron (6-9)	Parker (5-6)	-	47-55	4th	-17.0	2:47	23,523
103	7/25 vs. SD	L 0-3	Cease (10-8)	Corbin (2-10)	-	47-56	4th	-17.5	2:06 (1:16)	20,755
104	7/26 @ STL	W 10-8	Barnes (6-2)	Fernandez (1-3)	-	48-56	4th	-16.5	3:05	41,382
105	7/27 @ STL	W 14-5	Irvin (8-6)	Floro (3-4)	-	49-56	4th	-16.5	3:11 (2:04)	39,372
106	7/28 @ STL	L 3-4	Helsley (4-3)	Gibson (7-5)	-	49-57	4th	-16.5	2:17	37,693
107	7/29 @ AZ	L 8-9	Mantiply (5-2)	Finnegan (2-5)	-	49-58	4th	-16.5	3:00	18,790
108	7/30 @ AZ	L 0-17	Nelson (8-6)	Corbin (2-11)	-	49-59	4th	-16.5	2:35	19,758
109	7/31 @ AZ	L 4-5	Gallen (9-5)	Gore (6-9)	Thompson (1)	49-60	4th	-16.5	2:53	18,294
	8/1	OFF DAY								
110	8/2 vs. MIL	L 3-8	Montas (5-8)	Irvin (8-9)	-	49-61	4th	-16.5	3:01	22,132
111	8/3 vs. MIL	W 6-4	Herz (2-4)	Civale (2-8)	Finnegan (29)	50-61	4th	-15.5	2:10	30,577
112	8/4 vs. MIL	W 4-3	Parker (6-6)	Myers (6-5)	Finnegan (30)	51-61	4th	-15.5	2:19	18,748
113	8/5 vs. SF	L 1-4	Webb (9-8)	Corbin (2-12)	Doval (21)	51-62	4th	-15.5	2:22	14,674
114	8/6 vs. SF	W 11-5	Gore (7-9)	Birdsong (3-1)	-	52-62	4th	-15.5	3:02	17,044
115	8/7 vs. SF	L 4-7	Snell (1-5)	Irvin (9-10)	Doval (22)	52-63	4th	-16.5	2:36	13,310
116	8/8 vs. SF	L 5-9	Doval (4-1)	Garcia (2-4)	-	52-64	4th	-17.5	3:25 (2:02)	12,423
117	8/9 vs. LAA	W 3-2	Finnegan (3-5)	Moore (5-3)	-	53-64	4th	-16.5	2:25	22,333
118	8/10 vs. LAA	W 5-4	Law (7-2)	Contreras (2-2)	-	54-64	4th	-15.5	2:50	22,185
119	8/11 vs. LAA	L 4-6	Kochanowicz (1-2)	Gore (7-10)	-	54-65	4th	-15.5	3:09	25,456
	8/12	OFF DAY								
120	8/13 @ BAL	W 9-3	Irvin (9-10)	Rogers (2-11)	-	55-65	4th	-14.5	2:37	28,058
121	8/14 @ BAL	L 1-4	Kremer (5-9)	Herz (2-5)	Dominguez (3)	55-66	4th	-15.5	2:23	26,479
122	8/15 @ PHI	L 3-13	Wheeler (12-5)	Parker (6-7)	-	55-67	4th	-16.5	2:37	43,722
123	8/16 @ PHI	L 2-3	Estévez (2-4)	Finnegan (3-6)	-	55-68	4th	-17.0	3:01	41,067
124	8/17 @ PHI	L 1-5	Sánchez (9-8)	Gore (7-11)	-	55-69	4th	-18.5	2:06	43,536
125	8/18 @ PHI	W 4-4	Barnes (7-2)	Strahm (4-2)	Finnegan (31)	56-69	4th	-17.5	2:59	40,677
	8/19	OFF DAY								
126	8/20 vs. COL	L 1-3	Gomber (4-8)	Herz (2-6)	Chivilli (1)	56-70	4th	-17.5	2:21	16,433
127	8/21 vs. COL	W 6-1	Parker (7-7)	Gordon (0-5)	-	57-70	4th	-17.5	2:16	18,847
128	8/22 vs. COL	W 8-3	Corbin (3-12)	Quattrini (8-9)	-	58-70	4th	-16.5	2:39	18,349
129	8/23 @ ATL	L 2-3	Iglesias (3-1)	Salazar (0-1)	-	58-71	4th	-16.5	2:40	37,203
130	8/24 @ ATL	L 2-4	Bummer (4-2)	Garcia (2-5)	Johnson (2)	58-72	4th	-17.5	2:32	40,230
131	8/25 @ ATL	W 5-1	Barnes (8-2)	Jackson (4-3)	Finnegan (32)	59-72	4th	-17.5	2:41	32,327
132	8/26 vs. NYY	L 2-5	Cortes (8-10)	Parker (7-8)	Holmes (28)	59-73	4th	-18.5	2:46	32,812
133	8/27 vs. NYY	W 4-2	Corbin (4-12)	Cole (5-3)	Finnegan (33)	60-73	4th	-18.5	2:31	34,334
134	8/28 vs. NYY	W 5-2	Gore (8-11)	Rodón (14-9)	Finnegan (34)	61-73	4th	-17.5	2:47	30,190
	8/29	OFF DAY								
135	8/30 vs. CHC	L 6-7	Imanaga (11-3)	Irvin (9-11)	Thompson (2)	61-74	4th	-18.0	2:39	28,792
136	8/31 vs. CHC	L 3-5	Assad (7-4)	Herz (2-7)	Hodge (3)	61-75	4th	-19.0	2:38	32,995
137	9/1 vs. CHC	L 1-14	Wicks (2-2)	Parker (7-9)	-	61-76	4th	-20.0	2:42	31,086
	9/2	OFF DAY								
138	9/3 @ MIA	W 6-2	Corbin (5-12)	Meyer (3-5)	-	62-76	4th	-20.0	2:36	6,854
139	9/4 @ MIA	L 3-4	McMillon (1-1)	Law (7-3)	-	62-77	4th	-21.0	2:54	6,156
140	9/5 @ PIT	L 4-9	Falder (7-7)	Irvin (9-12)	Chapman (6)	62-78	4th	-22.0	2:47	10,155
	9/6 @ PIT	Postponed: Rain (9/7)								
141	9/7 @ PIT (from 9/6)	W 5-3	Herz (3-7)	Ortiz (6-5)	Finnegan (35)	63-78	4th	-21.0	2:36	13,687
142	9/7 @ PIT (G2)	W 8-6	Garcia (3-5)	Chapman (5-5)	Finnegan (36)	64-78	4th	-21.0	3:20	18,937
143	9/8 @ PIT	L 3-7	Jones (6-7)	Corbin (5-13)	-	64-79	4th	-21.0	2:09	12,369
	9/9	OFF DAY								
144	9/10 vs. ATL	L 0-12	Chavez (2-2)	Gore (8-12)	-	64-80	4th	-22.5	2:35	17,668
145	9/11 vs. ATL	W 5-1	Irvin (10-12)	Finn (9-9)	-	65-80	4th	-22.5	2:20	15,585
146	9/12 vs. MIA	L 3-6	Bender (5-2)	Law (7-4)	Tinoco (1)	65-81	4th	-23.0	2:25	13,299
147	9/13 vs. MIA	W 4-1	Herz (4-7)	Cabrera (4-7)	Finnegan (37)	66-81	4th	-22.0	2:16	20,584
148	9/14 vs. MIA	W 4-1	Corbin (6-13)	Bellozo (2-4)	Finnegan (38)	67-81	4th	-22.0	2:22	28,175
149	9/15 vs. MIA	W 4-3	Gore (9-12)	Oller (1-4)	Ferrer (1)	68-81	4th	-22.0	2:21	18,265
150	9/16 @ NYM	L 1-2	Garrett (8-5)	Barnes (8-3)	-	68-82	4th	-22.0	2:28	21,694
151	9/17 @ NYM	L 1-10	Megill (4-5)	Parker (7-10)	-	68-83	4th	-23.0	2:43	24,932
152	9/18 @ NYM	L 0-10	Quintana (10-9)	Herz (4-8)	-	68-84	4th	-23.0	2:26	34,196
153	9/19 @ CHC	L 6-7	Roberts (1-0)	Garcia (3-6)	Hodge (6)	68-85	4th	-23.0	2:51	31,479
154	9/20 @ CHC	L 1-3	Tailion (11-8)	Williams (5-1)	Hodge (7)	68-86	4th	-24.0	2:19	29,590
155	9/21 @ CHC	W 5-1	Gore (10-12)	Hendricks (4-12)	-	69-86	4th	-23.0	2:23	38,819
156	9/22 @ CHC	L 0-5	Imanaga (15-3)	Irvin (10-13)	-	69-87	4th	-23.0	2:34 (2:20)	30,086
	9/23	OFF DAY								
157	9/24 vs. KC	L 0-1	Zerpa (2-0)	Finnegan (3-7)	Erceg (12)	69-88	4th	-23.5	2:47 (2:40)	14,477
158	9/25 vs. KC	L 0-3	Lynch IV (2-0)	Herz (4-9)	Erceg (13)	69-89	4th	-24.5	2:24	16,670
159	9/26 vs. KC	L 4-7	Bubic (1-1)	Finnegan (3-8)	Erceg (14)	69-90	4th	-25.0	2:27	14,357
160	9/27 vs. PHI	W 9-1	Williams (6-1)	Suárez (12-8)	-	70-90	4th	-24.0	2:32	31,796
161	9/28 vs. PHI	W 6-3	Ferrer (1-0)	Hoffman (3-3)	-	71-90	4th	-23.0	2:35	38,135
162	9/29 vs. PHI	L 3-6	Nola (14-8)	Irvin (10-14)	Ruiz (1)	71-91	4th	-24.0	2:40	26,729

## NATIONALS NEWS

### 2024 SEASON

The Washington Nationals finished the 2024 season with a 71-91 (.438) record, the same mark they posted in 2023.

- Washington's 38 wins at home this season were the most since the 2019 season (50-31).
- With a series win over the Phillies to cap the 2024 campaign, Washington posted a winning record (12-11-3) in home series in 2024.
- The Nationals went 28-26 (.519) at home from June 7 through the end of the season after opening the season 10-17 (.370) at Nationals Park from Opening Day to June 6.

### 2024 PLAYER OF THE YEAR AWARDS

The Nationals announced the winners of the ninth-annual end-of-season awards, as voted on by members of the local media... It was the closest voting in the nine-year history of the awards, with all three awards decided by one vote:

- **Luis García Jr.** was voted the 2024 Nationals Player of the Year after leading the Nationals in batting average (.282), RBI (70), OBP (.318), slugging (.444), OPS (.762) and hits (141) and set career marks in nearly every offensive category.
- 2024 National League All-Star **Kyle Finnegan** was named Pitcher of the Year after ranking second in the National League with a career-high 38 saves.
- **Jacob Young** was given the Good Guy Award, presented to a player for his always-professional dealings with members of the media, his work in the community and for representing the Nationals organization with class both on and off the field.

### ALL STARS

**CJ Abrams** and **Kyle Finnegan** represented the Washington Nationals in the 2024 Major League Baseball All-Star Game.

- Abrams put up some of the best numbers among National League shortstops in the first half of the 2024 season, leading the group with a .506 slugging percentage...He ranked second in extra-base hits (40), OPS (.859), RBI (46) and triples (5)...Advanced metrics, according to Baseball-Reference.com placed him second in wins above replacement (3.5) and OPS+ (146), and he ranked second in wRC+ (138), according to FanGraphs.com.
- Finnegan ranked second in the National League with 25 saves and pitched to a 2.45 ERA with 42 strikeouts, a 1.02 WHIP and a .190 opponents' batting average in 41 games (40.1 IP) out of Washington's bullpen prior to the All-Star break.

### YOUTH MOVEMENT

The Nationals played 15 rookies this season, matching the third-most they've used in a season since 2005, trailing only 2021 (17) and 2006 (18).

- The Nationals saw a total of 713 games played by players 24 or younger this season, the most in the National League and second-most in Major League Baseball (Detroit, 740).
- 84 of the Nationals 162 starts on the mound this year were made by a pitcher 26 years old or younger, the third-most in the National League behind Miami (126), Cincinnati (113) and tied with Arizona (84).
- On August 31, Washington used seven rookies in the starting lineup, the most in a single game in Nationals history.

### STARTING ROTATION

The 2024 performances of **MacKenzie Gore**, **DJ Herz**, **Jake Irvin** and **Mitchell Parker** provided a strong foundation moving into the 2025 season and beyond.

- Jake Irvin (33 GS), **Patrick Corbin** (32 GS) and MacKenzie Gore (32 GS) all made at least 30 starts, while Mitchell Parker (29 GS) fell just short in his rookie season...The Nationals joined Kansas City, New York (AL) and Seattle as the only four clubs in Major League Baseball to have at least four pitchers make at least 29 starts.
- Parker (133) and Herz (106) were two of 16 rookies in Major League Baseball to record at least 100 strikeouts...The Nationals were one of four clubs with two players in the top 16 along with Los Angeles (NL), Oakland and Pittsburgh...Parker's 133 strikeouts were the most in Nationals history (2005-pres.) by a rookie, ahead of **John Lannan's** 117 strikeouts in 2008.
- From Opening Day through June 16, the starting rotation ranked second in Major League Baseball with 0.84 home runs allowed per 9.0 innings and ranked fifth in the National League with a 3.77 ERA.

PITCHING IMPROVEMENT		
From 2023 to 2024, Washington's pitching staff improved in several categories...In terms of ERA, Washington's 0.72 run improvement was the sixth-best rotation improvement in MLB...Other improvements include:		
Category	2024	2023
ERA	4.30	5.02
Home Runs Allowed	168	245
Walks	473	592
Strikeouts	1,314	1,225
Opp. AVG	.258	.273
Opp. OBP	.319	.346
Opp. SLG	.406	.457
WHIP	1.33	1.47
SO/BB	2.78	2.07



## NATIONALS NEWS

### WE CELEBRATE YOUR ARRIVAL...JAMES WOOD!

Washington's top prospect for the majority of the season, **James Wood**, made his Major League debut on July 1 against New York (NL)...From that date through the end of the season, Wood ranked among Major League rookies in stolen bases (T1st, 14), walks (2nd, 39), hits (3rd, 78) and on-base percentage (3rd, .354).

- His 78 hits, 39 walks and .264/.354/.427 slash line paced the Nationals from July 1 through the end of the season...The 39 walks were tied for seventh in the National League over this span.
- Wood ranked third in the NL with a .383 on-base percentage (62 H, 32 BB, HBP) from July 27 through the end of the season...He reached base safely in a career-high 14 straight games from Aug. 28 to Sept. 13 during that stretch.

### FIVE FINGER DISCOUNT

The Nationals led Major League Baseball with 223 stolen bases...The 223 stolen bases were the most in Nationals history (2005-pres.) and the most by any team in Major League Baseball since the Montreal Expos stole 228 in 1993.

- **Jacob Young** (5th, 33), **CJ Abrams** (T7th, 31) and **Lane Thomas** (12th, 28) ranked among National League leaders.
- Young's 33 stolen bases were tied for the most among Major League rookies and tied for the most by a rookie in Nationals history with **Trea Turner** (33 in 2016).
- Despite not playing the entire season in the big leagues, **James Wood** (T11th, 14), **Dylan Crews** (13th, 12) and **Trey Lipscomb** (T14th, 11) ranked among MLB rookie leaders.
- Wood's 14 stolen bases were tied for the most among MLB rookies from the time of his call-up on July 1 through the end of the season.
- Crews' 12 stolen bases led MLB rookies and ranked sixth in MLB from his call-up on Aug. 26 through the end of the season.
- **Luis Garcia Jr.** recorded a career-high 22 stolen bases...He had 13 career stolen bases entering 2024.
- Washington had 23 players steal a base this season, the most in MLB and the most since the 1917 Pittsburgh Pirates (23).

### RELIEVERS ARE PEOPLE, TOO

Like the starting rotation, the Nationals bullpen had several notable performances this season:

- In addition to his All-Star season, **Kyle Finnegan** tossed 11.0 no-hit innings from April 13 to May 8...Opposing batters went 0-for-31 with 11 strikeouts and three walks against him...It was the second-longest hitless streak for any pitcher in Nationals history (2005-pres.) behind **Max Scherzer's** 16.0 inning streak, June, 14-26, 2015.
- **Derek Law** became just the fourth reliever in Nationals history (2005-pres.) to hit the 90.0 inning mark...The 90.0 innings ranked second in Major League Baseball, while his 75 appearances ranked tied for fifth...Law posted his best year in terms of ERA (2.60) and holds (17) since his rookie season in 2016 (2.13, 14) and has struck out a career-high 76 batters.
- **Robert Garcia** ranked tied sixth in the National League with a career-high 72 games...He ranked among MLB left-handed relievers in games (T4th, 72), strikeout-to-walk ratio (5th, 4.69) home runs per 9.0 innings (9th, 0.60) and strikeouts per 9.0 innings (10th, 11.31).
- **Jose A. Ferrer** held lefties to a .167 opponents' average (7-for-42) with one extra-base hit (3B) this season...They went 2-for-22 (.091) with six strikeouts and no walks in his last 15 appearances while facing a left-handed batter.
- In his return from Tommy John surgery, **Tanner Rainey** pitched to a 2.48 ERA (8 ER/29.0 IP) with a .189 opponents' average and 28 strikeouts in 29 outings from June 30 through the end of the season.

### DATES OF NOTE

Washington put together several stretches of note throughout the 2024 season:

- The Nationals were 38-39 (.494) on June 23, an eight-win improvement from the 2023 Nationals at the same point (30-47, .390)...The 38 wins were the most through the first 77 games of the season since the 2021 Nationals started the season 39-38 (.506).
- From April 7 to June 23, Washington posted a record of 36-33 (.522).
- At the 100-game mark on July 21, the Nationals were 47-53, a six-win improvement over the 100-game mark in 2023.

### STREAKS ON STREAKS

Two notable streaks that occurred during the 2024 season:

- **Jacob Young's** consecutive stolen base streak without being caught to start his career dated back to Aug. 29, 2023...The streak reached 25 stolen bases before it was snapped on May 1 at Texas...It is tied for the fourth-longest streak to start a career in MLB history.
- **Juan Ypez** had his contract selected on July 5 and went on to hit safely in 15 consecutive games with the Nationals...According to the *Elias Sports Bureau*, it was tied for the third-longest streak by any player to start their tenure with a club.

## NATIONALS NEWS

### 20/30 VISION

**CJ Abrams** (20 HR/31 SB) became the second player in Nationals history (2005-pres.) to record a 20/30 season, joining **Alfonso Soriano** (46 HR/41 SB in 2006).

- He was one of 10 players in Major League Baseball to hit the 20/30 mark in 2024.
- Abrams is the fifth player in Nationals history (2005-pres.) to record a 20/20 season, joining **Lane Thomas** (2023), **Bryce Harper** (2016), **Ian Desmond** (2012, 2013, 2014) and **Alfonso Soriano** (2006).

### NEW FACES

The Nationals acquired six players and one pick in the 2024 First-Year Player Draft via trade in late July...Two players made an impact on the Major League club after being acquired:

- **José Tena** led the Nationals in multi-hit games (15) and ranked second in hits (43) and average (.274) after joining the club on Aug. 10...He reached base safely in 12 straight games from Sept. 4 to Sept. 16.
- **Andrés Chaparro** went 3-for-3 with three doubles in his Major League debut on Aug. 13...The three extra-base hits were tied for the second-most in a debut in MLB history...He went on to record seven doubles in his first 12 games, the most in Nationals history...All told, 16 (12 2B, 4 HR) of his 26 hits went for extra bases this season.

### WELCOME TO THE SHOW

The Nationals had 10 players make their Major League debut this season, matching their total from 2023:

- Infielder **Trey Lipscomb**
- Shortstop **Nasim Nuñez**
- Left-handed pitcher **Mitchell Parker**
- Left-handed pitcher **DJ Herz**
- Outfielder **James Wood**
- First baseman/Designated hitter **Andrés Chaparro**
- Right-handed pitcher **Orlando Ribalta**
- Right-handed pitcher **Zach Brzykcy**
- Outfielder **Dylan Crews**
- Infielder/Outfielder **Darren Baker**

### MINOR LEAGUE AWARDS

The Nationals selected the following players as their 2024 Minor League Award winners:

- Hitter of the Year – Outfielder **Dylan Crews**
- Pitcher of the Year – Right-handed pitcher **Travis Sykora**
- Defensive Player of the Year – Outfielder **Elijah Green**
- Baserunner of the Year – Infielder/Outfielder **Darren Baker**
- Nationals Way Award – Outfielder **Daylen Lile** and Right-handed pitcher **Brad Lord**

### DRAFT RECAP

A rundown of Washington's top picks in the 2024 First-Year Player Draft

- The Nationals selected collegiate shortstop **Seaver King** out of Wake Forest University with the No. 10 overall pick...King, 21, hit .308 with 14 doubles, three triples, 16 home runs, 64 RBI, 25 walks, 11 stolen bases and 59 runs scored in 60 games as he helped lead Wake Forest to the Greenville Regional of the 2024 NCAA Tournament.
- Washington selected collegiate catcher **Caleb Lomavita** out of the University of California, Berkeley, with the No. 39 overall pick, which was acquired from the Kansas City Royals in exchange for right-handed pitcher **Hunter Harvey**...Lomavita was the No. 18 draft prospect and top catching prospect according to *Baseball America*...He hit .322 with 13 doubles, one triple, 15 home runs, 52 RBI, 12 walks, 12 stolen bases and 51 runs scored in 55 games in 2024...He posted a .395 on-base percentage, .586 slugging percentage and was one of eight catchers in NCAA Division I with 10 or more stolen bases and 10 or more home runs.
- With the No. 44 overall pick, the Nationals selected prep shortstop **Luke Dickerson** from Morris Knolls (N.J.) High School...Dickerson was named the 2024 New Jersey High School Baseball Player of the Year after tying the state's single-season home run record with 18 home runs...An athletic six-foot, 185-pound right-handed hitter, Dickerson hit .466 with 10 doubles, 18 home runs, 45 RBI, 22 walks, 25 stolen bases and 57 runs scored in 33 games his senior season.

## 2024 SIGNATURE MOMENTS

### 4.15.24 - DEBUT AT DODGER STADIUM

#### Nationals 6, Dodgers 4

Making his Major League debut, **Mitchell Parker** spun 5.0 innings, allowed two earned runs on four hits, no walks and four strikeouts to earn his first career win...With the win, he became the first Nationals starter to earn the win in his Major League debut since **Stephen Strasburg** on June 10, 2010 vs. Pittsburgh...Parker struck out **Mookie Betts** to lead off the bottom of the first inning - his first of two strikeouts of Betts - and fanned **Shohei Ohtani** in the bottom of the third inning.

### 4.20.24 - MENESES WALKS IT OFF

#### Nationals 5, Astros 4 (10)

Trailing 4-2 in the bottom of the ninth inning, **Jesse Winker** tied the game with a two-run single to send the game to extras...After **Lane Thomas** kept the game tied in the top of the 10th by throwing out **José Altuve** at home plate, **Joey Meneses** sealed Washington's 5-4 win with a walk-off single in the bottom of the inning...**Trevor Williams** (6.0 IP, 3 H, ER, 4 SO) turned in yet another strong outing to start his 2024 campaign.

### 4.28.24 - SOUTH BEACH COMEBACK

#### Nationals 12, Marlins 9

Down 7-0 after two innings, the Nationals plated five runs in the fourth, four runs in the fifth, one in the sixth and two in the eighth to pull away from the Marlins...**Nick Senzel's** three-run homer in the fifth capped the rally, putting the Nationals ahead, 9-7...The win marked Washington's largest comeback win since July 5, 2018 vs. Miami (Down 9-0, W, 14-12) and the largest road comeback win since April 28, 2015 at Atlanta (Down 9-1, W, 13-12).

### 6.15.24 - HERZ SO GOOD

#### Nationals 4, Marlins 0

**DJ Herz** earned his first career win with a season-high 13 strikeouts over 6.0 scoreless innings of one-hit ball in a 4-0 win over Miami...His 13 strikeouts were the most by a Nationals pitcher this season and the most since **Max Scherzer** struck out 14 on May 8, 2021 at New York (AL)...Herz struck out 13 of the 19 batters he faced (68.4%), the second-highest strikeout percentage by any MLB rookie in a game in the Modern Era (**Kerry Wood**; 20-strikeout game 69.0%).

### 7.4.24 - JAKE AND JESSE ON JULY 4th

#### Nationals 1, Mets 0

**Jake Irvin** tossed a career-high 8.0 innings of one-hit, shutout ball with eight strikeouts and one walk...After Irvin closed out the eighth with a show of emotion coming off the mound, **Jesse Winker** delivered a go-ahead pinch-hit solo home run in the eighth inning to vault the Nationals to a 1-0 victory over the Mets on Independence Day...With **Kyle Finnegan** unavailable, **Derek Law** entered the game on the bullpen cart while holding the American Flag and tossed a perfect ninth inning with two strikeouts to earn the save.

### 7.6.24 - GOOD WOOD

#### Nationals 14, Cardinals 6

After making his Major League debut earlier in the week, **James Wood** clubbed his first Major League home run, a three-run shot off **Lance Lynn**, as a part of a five-RBI day as the Nationals beat the Cardinals, 14-6...The five RBI were tied for second-most in a game by a rookie in Nationals history (2005-pres.).

### 7.13.24 - SERIES BUSINESS IN MILWAUKEE

#### Nationals 6, Brewers 5

Trailing 5-0 after the bottom of the first inning, the Nationals fought back to eventually beat the Milwaukee Brewers, 6-5...**CJ Abrams'** two-run home run in the top of the ninth inning propelled Washington to the victory...For the second consecutive game, the bullpen combined for scoreless relief, this time tossing 8.1 innings of three-hit ball with 10 strikeouts and four walks...The win gave the Nationals their first series win in Milwaukee since June 23-25, 2014.

### 8.9.24 - HE CALLED GAME

#### Nationals 3, Angels 2 (10)

Washington won the first of back-to-back walk-off wins with a 3-2 triumph over the Los Angeles Angels...Tied at 2-2 in the bottom of the 10th inning, **Alex Call's** RBI-single plated **Jacob Young** to propel the Nationals to the extra-inning, walk-off victory.



## 2024 SIGNATURE MOMENTS

### 8.10.24 - WELCOME TO THE CLUB, JOSÉ

#### Nationals 5, Angels 4 (10)

For the second time in as many nights, the Nationals came from behind to beat the Los Angeles Angels in walk-off fashion in extra innings, topping the Angels, 5-4...Washington plated two runs in the bottom of the seventh to tie the game at 4-4...In the 10th inning, **José Tena** - making his Nationals debut - lifted a fly ball to deep left field to score **CJ Abrams** from third base.

### 8.22.24 - CORBIN'S 100th WIN

#### Nationals 8, Rockies 3

**Patrick Corbin** (6.0 IP, 4 H, ER, BB, 8 SO) won his 100th career game in Washington's 8-3 win over Colorado...In doing so, he became the eighth player to earn his 100th win as a member of the Washington Nationals (last: **Aníbal Sánchez**, June 16, 2019 vs. ARI).

### 8.26-28.24 - SERIES WIN OVER THE YANKEES

Washington took two of three from the New York Yankees at Nationals Park...**Mitchell Parker**, **Patrick Corbin** and **MacKenzie Gore** combined to allow just four earned runs in 16.0 innings...**Dylan Crews** made his Major League debut in the first game of the series, collected his first hit (double) in the second game and hit his first career homer (leadoff HR) in the third game...The Nationals held **Aaron Judge**, **Juan Soto** and **Giancarlo Stanton** to a combined 4-for-34 (.118) with a double and one RBI in the three-game set.

### 9.15.24 - THE FIRST OF MANY

#### Nationals 4, Marlins 3

**James Wood** recorded his first career two-home run game to help the Nationals to their fourth win in five games...He clubbed a solo shot in the fifth inning and followed with another solo homer in the eighth to extend the lead to 4-2...The eighth inning solo homer was the first hit off Marlins reliever **Declan Cronin** in 2024 in 67.1 innings pitched, the longest homerless streak in Major League Baseball at the time.

### 9.27.24 - THE STONE GARRETT GAME

#### Nationals 9, Phillies 1

More than a calendar year after suffering a broken leg in Aug. 2023, **Stone Garrett** returned to the Major Leagues...In his first at-bat, he drove the first pitch he saw over the Phillies bullpen for a home run...He also doubled and singled en route to a three-hit night.

### 9.27-29.24 - SERIES WIN OVER PHILLIES

The Nationals capped the 2024 season with a series win over the Philadelphia Phillies...It was Washington's first home series win over Philadelphia since the final series of the 2020 season...With the win, the Nationals finished 2024 with a 71-91 (.438) record...In wins in the first two games, **Trevor Williams** (5.0 IP, 3 H, 5 SO) and **MacKenzie Gore** (6.0 IP, 3 H, BB, 9 SO) combined to shut down the Phillies...**Dylan Crews** capped his rookie season by going 6-for-10 (.600) with a double, triple, two walks, two stolen bases and three runs scored in the three-game series.

## WALK-OFFS/HOMERS

WALK-OFF WINS (3)								
DATE	SCORE	PLAYER(S)	ACTION	RBI	PITCHER	INN	OUTS	NOTES
4/20 vs. HOU	W, 5-4	Meneses/Núñez	1B	1	Seth Martinez	10th	0	2nd career walk-off hit for Meneses
8/9 vs. LAA	W, 3-2	Call/Young	1B	1	Ben Joyce	10th	1	2nd career walk-off hit for Call
8/10 vs. LAA	W, 5-4	Tena/Abrams	1B	1	Roansy Contreras	10th	0	1st career walk-off hit for Tena

PINCH-HIT HOME RUNS (4)							
DATE	SCORE	BATTER/RUNNER	RBI	PITCHER	INN	OUTS	NOTES
5/3 vs. TOR	W, 9-3	Luis García Jr.	3	Erik Swanson	7th	0	1st career pinch-hit home run
7/4 vs. NYM	W, 1-0	Jesse Winker	1	Adrian Houser	8th	1	6th career pinch-hit home run
7/9 at NYM	L, 7-5	Ildemaro Vargas	2	Adam Ottavino	8th	0	3rd career pinch-hit home run
7/13 at MIL	W, 6-5	Luis García Jr.	1	Jakob Junis	7th	0	2nd career pinch-hit home run

BACK-TO-BACK HOME RUNS (2)							
DATE	SCORE	BATTERS	PITCHER	INN	OUTS	NOTES	
6/6 vs. ATL	L, 5-2	Lane Thomas & CJ Abrams	Reynaldo López	6th	0	3rd time the pair went B2B since 2022	
8/27 vs. NYY	W, 4-2	Andrés Chaparro & José Tena	Gerrit Cole	4th	0	Chaparro's 1st career HR/Tena's 2nd career	

GRAND SLAMS (1)							
DATE	SCORE	BATTER	PITCHER	INN	OUTS	NOTES	
4/27 at MIA	W, 11-4	Jesse Winker	Edward Cabrera	5th	1	4th career grand slam	

LEADOFF HOME RUNS (7)							
DATE	SCORE	BATTER	PITCHER	NOTES			
4/17 at LAD	W, 2-0	CJ Abrams	Landon Knack	2nd career off pitcher making MLB debut...Only D. Jeter has done it 3x			
4/20 vs. HOU	W, 5-4	CJ Abrams	Ronel Blanco	4th career leadoff home run			
6/29 at TB	W, 8-1	CJ Abrams	Aaron Civale	5th career leadoff home run			
7/6 vs. STL	W, 14-6	CJ Abrams	Lance Lynn	6th career leadoff home run			
8/28 vs. NYY	W, 5-2	Dylan Crews	Gerrit Cole	1st career homer, 1st career leadoff homer			
9/8 at PIT	L, 7-3	CJ Abrams	Jared Jones	7th career leadoff home run, 5th of the season			
9/29 vs. PHI	L, 6-3	Luis García Jr.	Aaron Nola	1st career leadoff home run			

MULTI-HOMER GAMES (4)							
DATE	SCORE	BATTER (NO.)	NOTES				
4/28 at MIA	W, 12-9	Nick Senzel	2	2nd career multi-home run game...1st since May 6, 2019			
7/3 vs. STL	W, 7-5	Luis García Jr.	2	2nd career multi-home run game...1st since Aug. 4, 2021			
8/15 at PHI	L, 13-3	Keibert Ruiz	2	3rd career multi-home run game...1st since May 31, 2023			
9/15 vs. MIA	W, 4-3	James Wood	2	1st career multi-home run game			



## HIGHS AND LOWS

### TEAM BATTING

Most At-Bats:	43, 2x, Last: at St. Louis, July 27
Most Plate Appearances:	53, at St. Louis, July 27
Most Runs:	14, 2x, Last: at St. Louis, July 27
Most Hits:	19, at Colorado, June 21
Most Doubles:	7, at Colorado, June 21
Most Triples:	1, done 18 times.
Most Home Runs:	3, 7x, Last: vs. Miami, September 14
Most Extra-Base Hits:	10, at Colorado, June 21
Most Total Bases:	34, at Colorado, June 21
Most Runs Batted In:	14, at St. Louis, July 27
Most Stolen Bases:	6, at St. Louis, July 26 (10 innings)
Most Stolen Bases (9-inning games):	5, done 6 times.
Most Caught Stealing:	3, at Colorado, June 22
Most Walks:	8, done 4 times.
Most Strikeouts:	16, at Tampa Bay, June 30
Most Sac Hits:	2, 2x, Last: vs. Los Angeles (A.L.), August 10 (10 innings)
Most Sac Flies:	3, at Detroit, June 11 (10 innings)
Most Sac Flies (9-inning games):	2, done 5 times.
Most Hit-By-Pitch:	3, 2x, Last: at New York (N.L.), July 11
Most GDP:	3, 2x, Last: vs. Chicago (N.L.), September

### INDIVIDUAL BATTING

Most At-Bats:	6, done 6 times.
Most Plate Appearances:	6, done 23 times.
Most Runs:	4, 2x, Last: James Wood, vs. San Francisco, August 6
Most Hits:	4, 7x, Last: CJ Abrams, at Chicago (N.L.), September 19
Most Doubles:	3, 2x, Last: Andrés Chaparro, at Baltimore, August 13
Most Triples:	1, done 18 times.
Most Home Runs:	2, 4x, Last: James Wood, vs. Miami, September 15
Most Extra-Base Hits:	3, 3x, Last: Andrés Chaparro, at Baltimore, August 13
Most Total Bases:	8, done 6 times.
Most Runs Batted In:	5, 2x, Last: James Wood, vs. St. Louis, July 6
Most Stolen Bases:	3, done 8 times.
Most Caught Stealing:	2, Ildemaro Vargas, vs. Houston, April 19
Most Walks:	3, done 7 times.
Most Strikeouts:	4, done 7 times.
Most Sac Hits:	2, Nasim Núñez, vs. Los Angeles (A.L.), August 10 (10 innings)
Most Sac Hits (9-inning games):	1, done 21 times.
Most Sac Flies:	2, 2x, Last: Ildemaro Vargas, at Detroit, June 13
Most Hit-By-Pitch:	2, 2x, Last: CJ Abrams, at New York (N.L.), July 9

### TEAM PITCHING

Most Innings Pitched:	12.0, vs. Baltimore, May 8 (12 innings)
Most Hits Allowed:	22, at Arizona, July 30
Most Batters Faced:	50, 3x, Last: vs. San Francisco, August 8 (10 innings)
Most Runs Allowed:	17, at Arizona, July 30
Most Earned Runs:	16, at Arizona, July 30
Most Home Runs Allowed:	4, 2x, Last: vs. Atlanta, September 10
Most Walks Allowed:	13, vs. Los Angeles (A.L.), August 11
Most Strikeouts:	18, at Oakland, April 13
Most Hit-By-Pitch:	2, done 5 times.

### INDIVIDUAL PITCHING

Most Innings Pitched:	8.0, Jake Irvin, vs. New York (N.L.), July 4
Most Hits Allowed:	13, Patrick Corbin, at Arizona, July 30
Most Batters Faced:	30, 2x, Last: Patrick Corbin, at Los Angeles (N.L.), April 16
Most Runs Allowed:	11, Patrick Corbin, at Arizona, July 30
Most Earned Runs:	10, Patrick Corbin, at Arizona, July 30
Most Home Runs:	3, 8x, Last: Jake Irvin, at Chicago (N.L.), September 22
Most Walks:	6, MacKenzie Gore, vs. Los Angeles (A.L.), August 11
Most Strikeouts:	13, DJ Herz, vs. Miami, June 15
Most Hit-By-Pitch:	2, done 4 times.

### MISCELLANEOUS TEAM

Longest winning streak	5 games, June 6-12
Longest losing streak	5 games, 4x, Last: September 16-20.
Longest game, innings	12.0, May 8 vs. Baltimore (12 innings)
Longest game, time (9-inning game)	3:20, September 7 at Pittsburgh (G2)
Longest game, time (extra-inning game)	3:35, May 8 vs. Baltimore (12 innings)
Shortest game, time (9-inning game)	1:58, July 4 vs. New York (N.L.)
Largest Home Crowd	40,405, April 1 vs. Pittsburgh
Smallest Home Crowd	11,135, April 4 vs. Pittsburgh
Largest winning margin	11 runs, at St. Louis, July 27 (W, 14-3)
Largest losing margin	17 runs, at Arizona, July 30 (L, 17-0)
Largest deficit overcome to win	7 runs, April 28 at Miami (Down 7-0 after B2nd; W, 12-9)
Largest lead relinquished to lose	6 runs, 2x: Last: July 29 at ARI (Up 8-2 after T6th; L 9-8)



# HISTORY AND RECORDS

An aerial, black and white photograph of Griffith Stadium in Northwest D.C. The stadium is filled with spectators, and the baseball field is clearly visible. The surrounding urban landscape, including various buildings and parking lots, is also visible.

*Griffith Stadium, located in Northwest D.C., was the home of the American League Washington Senators from 1911-1961. It was host to World Series Games in 1924, 1925 and 1933 as well as two Major League Baseball All-Star Games (1937, 1956). It also served as the home of the Homestead Grays of the Negro League during the 1940s. In 1965, Griffith Stadium was demolished to build the Howard University Hospital. (Photo, taken circa 1960, is courtesy of the National Baseball Hall of Fame and Museum in Cooperstown, New York.)*

## BASEBALL RETURNS TO THE NATION'S CAPITAL - 2004

On Wednesday, Sept. 29, 2004, Major League Baseball selected the Washington, D.C. proposal as its choice for relocation of the Montreal Expos. Commissioner Allan H. (Bud) Selig made the announcement. Relocation of the club was subject to certain contingencies, including a formal vote of ownership at the next owners' meeting in November and passage of legislation by the District of Columbia Council to provide for financing and construction of a ballpark on the Anacostia River waterfront in Southeast Washington. MLB also provided the United States District Court for the Southern District of Florida the required notice of MLB's intent to move forward with relocating the team.

The D.C. agreement also included financing for the refurbishing of RFK Stadium, where the Washington, D.C. franchise played through the 2007 campaign.

"Washington, D.C., as our nation's capital, is one of the world's most important cities and Major League Baseball is gratified at the skill and perseverance shown by (then) Mayor Anthony Williams throughout this long process," Selig said. "There has been tremendous growth in the Washington, D.C. area over the last 33 years and we in Major League Baseball believe that baseball will be welcomed there and will be a great success."

Selig also said: "I would like to thank the representatives who worked on behalf of Northern Virginia, Norfolk, Va., Las Vegas, Nev., Portland, Ore., Monterrey, Mexico and others for devoting so much time and energy in their attempts to bring a Major League Baseball team to their communities."

At the time, Washington, D.C. was the largest market in the country in terms of population (5.4 million) and television market size (eighth) without a Major League Baseball team.

Even though Washington, D.C. baseball has a long history with the American League, the team plays in the National League East Division, which in fact marks a return to its baseball roots. The first Washington, D.C. franchise joined the National League in 1886 and was part of the NL, except for a two-year hiatus in 1890-91, until the National League contracted Washington and three other franchises in 1900.

But a year later, Ban Johnson organized the American League and included Washington, D.C. as one of its charter franchises. Although the original Senators were mostly mediocre throughout their history, they fielded one of the game's greatest all-time pitchers, Walter "Big Train" Johnson, and made three trips to the World Series, winning it in 1924 in a seven-game series against the New York Giants. In 1925, the Senators lost in seven games to Pittsburgh and lost in five games to the Giants in 1933.

The second incarnation of the Senators came in 1961 in the form of an expansion team. Like its predecessor, the Senators often finished in the second division and had only one winning season in their 11-year history. The Senators moved after the 1971 season and Washington, D.C. was without Major League Baseball until 2005.

## THE HISTORY OF BASEBALL IN WASHINGTON, D.C.

When the first professional baseball games were played in the nation's capital, the enduring symbol of freedom in America - the Statue of Liberty - was still two years away from being dedicated. There were 38 states in the Union and what would become the State of Oklahoma had yet to be settled. More than seven decades had passed since Washington, D.C. became the capital of the United States and baseball was quickly evolving into the National Pastime.

A Washington team was admitted to the National League in 1885 and played during the League's 10th professional season in 1886. Washington played 12 years in the National League - 1886-89 and 1892-99 - but was part of a four-team contraction in 1900 as the National League went from 12 franchises to eight.

Later that same year, former Western League president Ban Johnson was organizing a second Major League to compete with the National League and announced plans to include a franchise in the nation's capital. The new league was called the American League and began play in 1901.

This Washington franchise was awarded to James Manning and Detroit businessman Fred Postal. Manning retired later that year and Tom Loftus replaced him as the club's primary executive. The Senators finished in sixth place in 1901 with a 61-72 mark and would eventually be sold to an ownership group including Thomas C. Noyes, Benjamin Minor and Harry Rapley, among others.

The first of two individual tragedies struck the organization in only its third season as the Senators lost a key figure when future Hall of Fame outfielder Ed Delahanty was tragically killed in July 1903, when he was swept over Niagara Falls. Delahanty was the reigning American League batting champion and his sudden death took its toll on the team as the Senators finished the campaign with a 43-94 mark.

Effective for the 1905 campaign, the team name was changed to Nationals. Newspaper accounts used the names Senators and Nationals interchangeably for the next five decades.

While it took 12 years before the Nationals finished a season with a winning record, the signing of 20-year-old pitcher Walter Johnson in 1907 would signify a key moment in the franchise's history. Under first-year manager Clark Griffith, the 1912 Washington club posted a 91-61 mark and ended up in second place, 14 games behind the eventual World Champion Boston Red Sox.

Johnson appeared in a remarkable 50 games that year - 37 as a starter - and went 33-12 with a league-leading 1.39 ERA and 303 strikeouts. The following year he was even better as he led the Nationals to their second consecutive 90-win season. The "Big Train" went 36-7 with 11 shutouts and a 1.14 ERA, which still stands today as one of the lowest ERAs by a starting pitcher in a single season.

In 1912, 40 year-old team president Thomas C. Noyes fell ill to pneumonia and eventually succumbed to the disease. Noyes had been instrumental in the franchise's improvements since he took over and was replaced as team president by Minor, a prominent Washington attorney. Minor, unable to devote the necessary time to the club, subsequently sold the controlling interest to Griffith and Philadelphia businessman William Richardson in 1919.

Following a 75-78 season in 1923, Griffith made a controversial decision by appointing 27-year-old second baseman Stanley "Bucky" Harris as field manager. Harris was the fifth manager in the previous five seasons for the Nationals, but he guided one of the great reversals in baseball history as the Nationals won more games in 1924 than ever before, 92, and captured their first American League pennant.

In the 1924 World Series, the Nationals took on famed manager John McGraw and the New York Giants. The Series was one of the closest in history as four games were decided by a single run, including the deciding Game Seven. On the strength of Walter Johnson's four innings of relief pitching - on two days' rest - and the series-clinching hit by Earl McNeely in the bottom of the 12th inning, the Nationals won their first and only World Series Championship.

United States President Calvin Coolidge, who threw out the ceremonial first pitch on three occasions during the series, paid tribute to the hometown victors immediately following the triumph:

*"I have only the heartiest praise to bestow upon the individual players of both teams. Naturally, in Washington, we were pleased to see Walter Johnson finish the final game, pitching for our home team. Everybody was pleased to see him come back at the close of the last game. The three contests I witnessed maintained throughout a high degree of skill, and every evidence of high-class sportsmanship which will bring to every observer an increased respect and confidence in our national game."*

The following year, Harris once again led the Nationals to a record regular season finish as they posted 96 wins and clinched a second-straight American League pennant. Their second trip to the World Series was just as close, but this time they came up short in a seven-game series to the Pittsburgh Pirates. The Senators had a 7-6 lead entering the bottom of the eighth in Game Seven, but could not hold it as the Pirates scored three runs in the inning off Johnson and held on to clinch the series victory.

Johnson concluded his amazing 21-year playing career with the Nationals in 1927 with career totals of 417-279, a 2.36 ERA, 3,508 strikeouts and a big league-record 110 shutouts. He was among the first class of inductees into the Baseball Hall of Fame in Cooperstown, N.Y., in 1936.

The "Big Train" was not gone from the Washington scene long, as Griffith brought him back to replace Harris as the Nationals' manager in 1929. Despite posting three straight 90-win seasons, Johnson was removed from his post after the 1932 season and replaced by Joe Cronin, the team's 26-year-old shortstop.

Cronin's first season with the Nationals produced the franchise's best regular season mark ever at 99-53 and its third American League pennant. Washington again faced the New York Giants in the Fall Classic but fell in five games to a team led by the pitching of Carl Hubbell (20 IP, 0 ER) and the hitting of Mel Ott, who clinched the series for New York with a 10th-inning homer in Game Five.

The Nationals franchise then fell on hard times. Washington won just 66 games in '34 and the team posted only two more winning seasons over the next 25 years. The team name was officially changed to Senators for the '56 campaign.

Calvin Griffith, who became team president after his father's death in 1955, was granted permission to seek relocation in Sept. 1960, and an announcement was made in Oct. 1960 that the Senators were moving to Minneapolis, Minn.

At that time, the American League announced plans to expand by two teams for the 1961 season. One team would be located in Los Angeles and the other in Washington, D.C.

The expansion Senators fared no better than their predecessors, as they lost at least 100 games in each of their first four seasons. In 1964, the Senators acquired five players in a deal with the Los Angeles Dodgers for pitcher Claude Osteen. One of those five players was slugging outfielder and the 1960 National League Rookie of the Year, Frank Howard.

An imposing presence at 6-7, 250 lbs., Howard brought a much-needed offensive punch to the Senators lineup and the Senators win total increased in each of his first three seasons in Washington. After struggling again in 1968, new team president Robert Short brought in Hall of Fame outfielder Ted Williams as the new manager of the Senators.

Howard and his teammates responded to the "Splendid Splinter" during his rookie managerial campaign as Washington's win total improved 21 games to 86 in 1969. It was also Howard's best year in the Majors, as he batted .296 with 48 home runs, 111 RBI and 111 runs scored and finished fourth in the balloting for American League Most Valuable Player.

Unfortunately, the team was unable to build upon their success in '69. The Senators lost 92 games in '70 and 96 in '71. On Sept. 21, 1971, owners approved the transfer of the Senators to Arlington, Tex., where the franchise became the Texas Rangers.

After 71 years in the American League and nearly 100 since the debut of professional baseball in the nation's capital, Washington, D.C., hosted its "final" regular season game on Sept. 30, 1971 at Robert F. Kennedy Stadium. The Senators moved after the 1971 season and Washington, D.C. was without Major League Baseball until 2005.



EXPANSION SENATORS

An expansion draft was conducted in Boston on Dec. 10, 1960 and the Senators selected the following players at \$75,000 each:

PITCHERS	CATCHERS	INFELDERS	OUTFIELDERS
Pete Burnside	Pete Daley	Chester Boak	Joe Hicks
Dick Donovan	Dutch Dotterer	Bob Johnson	Chuck Hinton
Rudy Hernandez	Gene Green	Billy Klaus	Marty Keough
Ed Hobaugh		Dale Long	Jim King
Johnny Klippstein		Jim Mahoney	Willie Tasby
Hector Maestri		John Schaive	Gene Woodling
Carl Mathias		Coot Veal	
Bobby Shantz		Bud Zipfel	
Dave Sisler			
Tom Sturdivant			
Hal Woodeshick			

BASEBALL IN WASHINGTON, D.C. – TIMELINE

Nov. 7, 1859.....	The first professional baseball team is founded in Washington, named the Washington Nationals Baseball Club.
May 5, 1869 .....	The first recorded Nationals game takes place on a field called the “White Lot” just south of the White House gates, now known as the Ellipse.
1870 .....	After four years of informal play, Georgetown University’s baseball team is founded, making it the school’s oldest sport and the first collegiate baseball program in Washington.
April 13, 1883 .....	The first recorded meeting of a professional baseball team and a sitting U.S. President takes place at the White House when the Cleveland Forest Citys meet with Chester A. Arthur.
Jan. 1886.....	The National League admits the Washington franchise to the league for the 1886 season. They go on to feature catcher Connie Mack and outfielder William Ellsworth “Dummy” Hoy, the most accomplished deaf player in baseball history. Gallaudet University’s baseball field is named Hoy Field in his honor.
March 1900.....	Washington is one of four franchises contracted when the National League reduces its membership from 12 to eight. Reportedly, the franchise is purchased for \$10,000.
Jan. 28, 1901 .....	Former Western League President Ban Johnson formally organizes the American League with eight franchises, including the Washington Senators.
April 26, 1901.....	The Washington Senators play their first game in the newly established American League against the Philadelphia Athletics at Shibe Park. The Senators win, 5-1.
April 29, 1901.....	The Washington Senators defeat the Baltimore Orioles, 5-2, in the first American League game played in Washington, D.C.
July 2, 1903.....	Washington’s future Hall of Famer Ed Delahanty is killed when he is swept away over Niagara Falls.
1904-05 .....	Following the 1904 season, Washington’s team name changes, effective in 1905, to the Nationals. Newspaper accounts use “Senators,” “Nationals” and “Nats” interchangeably for next five decades.
Aug. 2, 1907.....	19-year-old Walter Johnson makes his Major League debut with Washington and loses to Detroit, 3-2. The future Hall of Famer gives up his first hit to Ty Cobb, a bunt single.
Sept. 7, 1908.....	Washington pitcher Walter Johnson shuts out the New York Yankees (then called Highlanders) for the third consecutive game over a span of four days.
April 14, 1910.....	President William Howard Taft throws the first-ever ceremonial first pitch prior to a Major League Baseball game. Legend has it he also “invents” the seventh-inning stretch when he stands to stretch himself and fans follow suit.
Oct. 30, 1911 .....	Clark Griffith is named manager of the Washington franchise, where he would remain a prominent figure - as manager and then owner - until his death in 1955.

THE CATCH

Who made the most famous catch in the history of the World Series? Some might reference Willie Mays’ over-the-shoulder catch in ‘54, but when considering intrigue, it is tough to top Sam Rice’s catch in Game 3 of the 1925 World Series against the Pirates.

On Oct. 10, 1925, Rice (HOF ‘63) was patrolling Griffith Stadium’s right field for the AL Nationals. In the eighth inning, Rice made a dynamic catch of a would-be Earl Smith game-tying home run. Upon making the catch, Rice toppled over the fence and disappeared from sight. When Rice reappeared and showed the ball, umpires ruled that the catch had been made on the field of play and that Smith was out.

After the game, Rice was coy about his heroic catch. He later turned down numerous requests for interviews, some for money. Rice never disclosed any information about the catch. Instead, he wrote a letter that was opened only after his death in 1974. The contents of the letter said, “At no time did I lose possession of the ball.” Washington eventually lost the Series, however, in seven games.

May 19, 1918	Washington defeats Cleveland, 1-0 in 18 innings, in the first Sunday baseball game played in Washington, D.C. Reportedly, a crowd of more than 15,000 are in attendance at American League Base Ball Park.
Nov. 10, 1919	Clark Griffith, the team's manager since Oct. of 1911, also becomes Washington's owner and president, when he joins William Richardson in purchasing the controlling interest of the Senators for \$175,000.
May 14, 1920	Walter Johnson defeats the Detroit Tigers for his 300th career victory.
July 1, 1920	Walter Johnson pitches the first no-hitter in Nationals history, defeating the Boston Red Sox at Fenway Park, 1-0. The lone baserunner allowed reached on a Bucky Harris error.
Sept. 29, 1924	The Washington Nationals defeat the Boston Red Sox, 4-2, behind the pitching of Walter Johnson and clinch their first pennant in franchise history.
Oct. 10, 1924	The Nationals defeat the New York Giants four games to three to win the World Series, the first and only World Series championship for the city of Washington at the time.
Sept. 24, 1925	The Nationals clinch their second pennant and advance to the World Series, falling to the Pittsburgh Pirates in seven games.
May 2, 1926	Walter Johnson wins his 400th career game with a 4-3 victory over the Philadelphia Athletics.
Aug. 2, 1927	Washington celebrates Walter Johnson Day at Griffith Stadium on the 20th anniversary of his big league debut. Johnson is presented with gifts prior to the game against the Detroit Tigers.
Oct. 15, 1928	Former Washington pitcher Walter Johnson signs a three-year contract to manage the team.
Aug. 8, 1931	Bobby Burke pitches the first no-hitter at Griffith Stadium by a Nationals pitcher, defeating Boston, 5-0.
Sept. 21, 1933	The Washington Nationals defeat St. Louis, 2-1, clinching their third and final AL pennant.
Feb. 6, 1936	Walter Johnson is part of the first class of players voted into the Hall of Fame in Cooperstown, N.Y.
July 7, 1937	Washington hosts its first MLB All-Star Game, and the AL prevails, 8-3, behind a Lou Gehrig home run.
1940	The Homestead (Pa.) Grays begin playing half of their home games in D.C., where they are known as the Washington Grays and alternately the Washington Homestead Grays. They are led by Hall of Famers Josh Gibson, Cool Papa Bell and Buck Leonard, under the guidance of Hall of Fame owner Cumberland Posey.
Nov. 5, 1940	Walter Johnson was defeated as a Republican candidate in his run for a U.S. House of Representative seat from the State of Maryland.
May 28, 1941	The Washington Nationals host the New York Yankees at Griffith Stadium in the first night game ever held in Washington, D.C. Future Senators general manager George Selkirk hit a pinch-hit grand slam off future Senators pitching coach Sid Hudson in the top of the eighth inning to propel the Yankees to a 6-5 win.
1942	Clark Griffith reportedly meets with Grays stars Josh Gibson and Buck Leonard about the possibility of breaking baseball's color line with the Nationals, but no deal is struck.
Oct. 5, 1943	The Grays win their first Negro World Series championship, part of a stretch of nine straight pennants.
Sept. 24, 1944	The Grays repeat as champions, taking the decisive Game 5 at Griffith Stadium. Until the 2018 Washington Capitals, it was the last championship won on D.C. soil by a team in one of the four major professional sports.
Sept. 21, 1946	Washington surpasses one million fans for the first and only time in franchise history (1,027,216).
Sept. 7, 1947	Washington's Joe Kuehl hits the only home run by the home team at Griffith Stadium all year long — an inside-the-park homer against the New York Yankees.
Oct. 5, 1948	The Grays win the final Negro World Series ever played, as integration of Major League Baseball finally begins to take hold. They take the decisive Game 5 on the road in Birmingham against the Black Barons.
April 17, 1953	New York Yankees outfielder Mickey Mantle is credited with what many consider to be the longest home run in baseball history. It is estimated to have traveled 565 feet at Washington's Griffith Stadium off pitcher Chuck Stobbs.
1954	The Nationals sign Cuban outfielder Carlos Paula, making him the first player in club history to break the color line.
1956	The Washington team name is officially changed to the Senators, effective for the 1956 season.
July 10, 1956	Griffith Stadium hosts its second and final All-Star Game. Four first-ballot Hall of Famers — Willie Mays, Stan Musial, Mickey Mantle and Ted Williams — blast home runs.
Sept. 29, 1957	Washington's Roy Sievers becomes the first player in franchise history to lead the American League in home runs with 42. Sievers outdistanced future Hall of Famers Ted Williams of the Boston Red Sox (38) and Mickey Mantle of the New York Yankees (34) to capture the home run title.
Oct. 27, 1960	Washington Senators President Calvin Griffith is granted permission to move the franchise to Minneapolis. The American League simultaneously admits an expansion team to Washington, D.C., to replace the Senators.
Nov. 17, 1960	A native of Washington and head of the Federal Aviation Administration, Elvin Quesada was awarded the expansion Washington Senators.
Sept. 21, 1961	The final game is played at Griffith Stadium, with the expansion Senators losing to the former Senators — now the Minnesota Twins — 6-3, before just 1,498 fans.
April 9, 1962	D.C. Stadium, later renamed Robert F. Kennedy Memorial Stadium in 1969, opens as the new home of the expansion Washington Senators. The Senators defeat the Detroit Tigers, 4-1, before a crowd of 42,143 fans including President John F. Kennedy.
July 10, 1962	The All-Star Game comes to D.C. Stadium, as Washington native Maury Wills earns MVP honors in a 3-1 win for the National League.
Aug. 1, 1962	An all-time Washington record crowd of 48,147 fans attend a twinbill at D.C. Stadium vs. the New York Yankees.
Sept. 12, 1962	Washington pitcher Tom Cheney establishes a big league record when he strikes out 21 batters during a 16-inning victory at Baltimore.

Dec. 4, 1964.....	The Nationals acquire Frank Howard in a seven-player trade with the Los Angeles Dodgers. He goes on to win two AL home run titles in Washington.
April 11, 1966.....	Emmett Ashford becomes the first African-American umpire to work a Major League game when he works the Opening Day game at D.C. Stadium between Washington and Cleveland.
June 12, 1967.....	The Washington Senators defeat the Chicago White Sox, 6-5, in 22 innings at D.C. Stadium, marking the longest night game in baseball history. It requires 6 hours, 38 minutes and ends at 2:43 a.m.
April 8, 1969.....	The New York Yankees spoil the managerial debut of Ted Williams at RFK Stadium in Washington, 8-4. More than 45,000 fans - including President Richard Nixon - are in attendance.
June 5, 1969.....	Washington holds the first overall pick in the Major League Baseball Rule 4 Draft for the first time since the draft's inception in 1965. The Senators chose outfielder Jeff Burroughs from Wilson High School in Long Beach, Calif.
July 22, 1969.....	For the first time in its history, the All-Star Game is postponed due to rain. The game is played the following day at RFK Stadium and hometown favorite Frank Howard delights the fans with a homer.
Sept. 26, 1969.....	With their 82nd victory, the expansion Senators and manager Ted Williams clinch their only winning season in the nation's capital.
Sept. 21, 1971.....	MLB owners approve the transfer of the Senators to Arlington, Tex., where they will become the Texas Rangers.
Sept. 30, 1971.....	The 10,852nd and seemingly final game played in Washington ends in a forfeit win for the New York Yankees. The Senators lead 7-5 with two out in the top of the 9th when fans storm onto the field. The field cannot be cleared and the umpires call the game.
Dec. 6, 1973.....	The relocation of the San Diego Padres to Washington D.C. is approved by National League owners, but prior to that sale the team is sold to McDonald's owner Ray Kroc, who elects to keep the club in Southern California.
1975-79.....	Numerous attempts to purchase Major League teams and move them to Washington fall through, and the city remains without baseball.
1991 and 1994.....	Washington is considered for expansion by Major League Baseball, but teams are awarded to Denver, Miami, Phoenix and Tampa-St. Petersburg.
Sept. 29, 2004.....	Baseball finally returns to the nation's capital for the first time in 33 years, as Major League Baseball selects the Washington, D.C. proposal as its choice for relocation of the Montreal Expos. Commissioner Allan H. (Bud) Selig makes the announcement. Relocation of the club is subject to certain contingencies, including a formal vote of ownership at the next owners' meeting in Nov. and passage of legislation by the D.C. Council to provide for financing and construction of a ballpark on the Anacostia River waterfront in Southeast Washington. MLB also provides the United States District Court for the Southern District of Florida the required notice of MLB's intent to move forward with relocating the team. The D.C. agreement also includes financing for the refurbishing of RFK Stadium, where the Washington, D.C. franchise would play through the 2007 season.
Nov. 22, 2004.....	At a ceremony held at historic Main Hall at Union Station, team President Tony Tavares announces the new Washington MLB franchise will be named the Washington Nationals, and that the team colors will be red, white & blue.
Dec. 29, 2004.....	Washington, D.C. Mayor Anthony A. Williams signs into law a financing package for a new baseball stadium along the Anacostia waterfront in Southeast D.C., calling it "one of my proudest days as mayor."
Feb. 2, 2005.....	Nationals home & road jerseys officially worn for first time during a Meet & Greet Party at ESPN Zone in downtown D.C. GM Jim Bowden, Jose Guillen, Cristian Guzman, Zach Day and Chad Cordero attended.
Feb. 14, 2005.....	Pitchers and catchers report to Viera, Fla. for the Nationals' first Spring Training.
March 2, 2005.....	The Nationals play their first Spring Training game against the New York Mets which is televised by ESPN.
April 4, 2005.....	Washington Nationals open their inaugural season at Philadelphia, just 132 miles north of RFK Stadium, with an 8-4 setback. Terrell Sledge hits the first homer in the history of the Nationals in the sixth inning.
April 6, 2005.....	Brad Wilkerson hits his second career cycle and the Nationals collect their first win, 7-3, at Philadelphia
April 14, 2005.....	Major League Baseball returns to D.C. as the Nationals defeat the Arizona Diamondbacks, 5-3, as Vinny Castilla delights a capacity crowd of 45,596 by tallying a double, triple and homer. President George W. Bush met the Nationals and threw out the ceremonial first pitch.
June 7, 2005.....	With the No. 4 overall pick in the First-Year Player Draft, the Nationals select University of Virginia infielder Ryan Zimmerman as the first draft choice in team history.
July 3, 2005.....	The Nationals down the Cubs, 5-4, in 12 inn. to go a season-high 19 games above .500 at 50-31. The club's offense flounders in the second half, and Washington caps its return to MLB with an 81-81 mark by season's end.
Feb. 7, 2006.....	After midnight, the D.C. Council approves a ballpark lease after voting down the measure earlier in the evening.
March 14, 2006.....	Washington, D.C. Mayor Anthony Williams, the D.C. Sports & Entertainment Commission and the Washington Nationals unveil plans for a 41,000-seat state-of-the-art baseball stadium located in Southeast D.C.
May 4, 2006.....	Ground is officially broken on the Nationals' new ballpark in Southeast D.C.
July 24, 2006.....	MLB and the Nationals announce the official transfer of ownership from Major League Baseball to an ownership group headed by Washington developer Theodore N. Lerner, his son Mark D. Lerner, sons-in-law Edward L. Cohen and Robert K. Tanenbaum, and their families.
Sept. 16, 2006.....	Alfonso Soriano becomes the fourth member of the 40/40 club when he steals his 40th base of the season. He goes on to hit 46 homers and collect 41 stolen bases on the year.
Nov. 14, 2006.....	Manny Acta is named manager of the Nationals, becoming just the second skipper in the brief history of the club. Acta becomes the youngest active manager in MLB at the age of 37.



Sept. 23, 2007.....	The Nationals play their final game at RFK Stadium, the 1,047th in the history of the facility. The Nationals' 5-3 win over Philadelphia gives Washington a winning record (122-121) during its three-year stay at RFK.
March 30, 2008.....	The Nationals host Atlanta in the inaugural regular-season contest at Nationals Park. The Nationals top the Braves, 3-2, on Ryan Zimmerman's game-ending solo shot in the ninth inning. The game is televised worldwide on ESPN's Sunday Night Baseball.
July 27, 2009.....	Josh Willingham hits two grand slams in game at Milwaukee, becoming the 13th player in history to do so.
Aug. 17, 2009.....	The Nationals agree to terms with Stephen Strasburg, the No. 1 overall selection in the 2009 First-Year Player Draft (June 9).
Aug. 20, 2009.....	Mike Rizzo is named the Nationals' Senior Vice President & General Manager. Rizzo had filled the position with an "interim" tag since March 1, when former GM Jim Bowden stepped down from his post.
Nov. 12, 2009.....	Jim Riggleman is named the third full-time manager of the Nationals. Riggleman skippered the club as "interim manager" for the second half of the 2009 season, after Manny Acta was relieved of his duties on July 13.
April 5, 2010.....	President Barack Obama tosses first pitch prior to season-opening loss vs. Philadelphia (L, 1-11).
June 8, 2010.....	Stephen Strasburg strikes out 14 batters without a walk and earns the win in his Major League debut vs. Pittsburgh.
Aug. 16, 2010.....	The Nationals agree to terms with outfielder Bryce Harper, the No. 1 overall selection in the 2010 Draft.
Dec. 5, 2010.....	Washington inks free agent outfielder Jayson Werth to monumental seven-year contract.
May 17, 2011.....	Former Washington Senators slugger Harmon Killebrew dies at the age of 74.
May 31, 2011.....	The Lerner family and the Washington Nationals Dream Foundation break ground on the Washington Nationals Youth Baseball Academy, located east of the Anacostia River.
June 23, 2011.....	Jim Riggleman resigns from his position of manager. Bench coach John McLaren serves as interim manager.
June 26, 2011.....	Davey Johnson is named manager of the Nationals, and begins his new role the following day at the Los Angeles Angels.
Aug. 16, 2011.....	Nationals agree to terms with top five selections from 2011 First-Year Player Draft: infielder Anthony Rendon (6th overall, first round), right-handed pitcher Alex Meyer (23rd overall, first round), outfielder Brian Goodwin (34th overall, comp round), left-handed pitcher Matt Purke (3rd round) and left-handed pitcher Kylin Turnbull (4th round).
Dec. 23, 2011.....	Nationals acquire Gio Gonzalez in six-player trade with the Oakland Athletics.
Feb. 1, 2012.....	<i>Baseball America</i> names Washington Nationals top minor league system in MLB.
Feb. 26, 2012.....	Ryan Zimmerman agrees to terms on a long-term contract extension that keeps him in D.C. through at least 2019.
April 28, 2012.....	Bryce Harper makes MLB debut at Los Angeles, going 1-for-3 with a double and an RBI.
July 10, 2012.....	Stephen Strasburg, Gio Gonzalez and Bryce Harper compete in 83rd MLB All-Star Game in Kansas City...Ian Desmond was named to team, but did not attend due to injury.
June 13, 2012.....	Nationals agree to terms with Lucas Giolito, No. 16 selection in 2012 First-Year Player Draft (June 4).
Sept. 3, 2012.....	With a 2-1 win over the Cubs, the Nationals secure the first winning season by a D.C. baseball team since 1969.
Sept. 20, 2012.....	The Nationals clinch their first Postseason berth with 4-1 win vs. the Dodgers. (D.C.'s first Postseason berth since 1933).
Sept. 22, 2012.....	Gio Gonzalez wins 20th game and notches 200th strikeout vs. Milwaukee.
Oct. 1, 2012.....	The Nationals clinch the franchise's first NL East title.
Oct. 3, 2012.....	Teddy wins his first Presidents Race in the season finale.
Oct. 7, 2012.....	The Nationals collect the first Postseason win by a D.C. baseball team since 1933 with 3-2 win at St. Louis (Game 1 of NLDS).
Oct. 11, 2012.....	Jayson Werth hits a dramatic walk-off blast in ninth inning, giving the Nationals a 2-1 win in Game 4 of the NLDS.
Oct. 12, 2012.....	Nationals surrender two-run lead in ninth and lose Game 5 of NLDS by a 9-7 score, ending first Postseason run.
Nov. 12, 2012.....	Bryce Harper is named Rookie of the Year, becoming the NL's youngest position player to earn the award.
April 1, 2013.....	Bryce Harper homers in his first two at bats of the season in a 2-0 Opening Day victory over Miami.
May 29, 2013.....	Ryan Zimmerman hits a career-high three home runs, all off Baltimore starter Chris Tillman, in Washington's 9-6 defeat at the hands of the Orioles.
July 16, 2013.....	At 20 years, 273 days old, Bryce Harper starts in center field for the National League in the 84th MLB All-Star Game, becoming the youngest player to start for the NL.
Sept. 19, 2013.....	Denard Span's career-long hitting streak is snapped at 29 games. It is the longest hitting streak in MLB in 2013 and the second-longest in the nine-year history of the Nationals.
Sept. 29, 2013.....	Washington falls, 3-2, at Arizona in Davey Johnson's final game as manager of the Nationals. Johnson finishes with a record of 224-183 (.550) in two-and-a-half seasons with Washington. Johnson's final managerial record stands at 1372-1071 (.562).

NAME GAME

At a ceremony held Nov. 22, 2004 in the historic Main Hall at Union Station, (then) team president Tony Tavares announced the new Washington MLB franchise would be named the Washington Nationals and the color scheme would consist of red, white and blue.

The Nationals moniker had previously served two other Washington baseball franchises. A team called the Nationals first played in the District during the 1870s and 1880s, and a second American League team played at Griffith Stadium from 1901 until 1956. Owner Calvin Griffith then officially changed Washington's name to Senators for the 1957 season.

The name was selected based on an evaluation of a myriad of factors, including data collected through local focus groups and other forms of research.

Nov. 1, 2013.....	Matt Williams is named the fifth full-time manager of the Washington Nationals.
Dec. 2, 2013.....	Mike Rizzo fortifies the Nationals starting pitching rotation, acquiring Doug Fister from the Detroit Tigers in exchange for Ian Krol, Steve Lombardozzi and Robbie Ray.
March 30, 2014.....	The Washington Nationals Youth Baseball Academy opens in Southeast Washington, D.C.
June 24, 2014.....	Ryan Zimmerman mercifully hits a two-run HR in the 16th inning to lift Washington past the Brewers, 4-3, at Miller Park in the longest game (by innings) in Nationals (2005-pres.) history at the time. Zimmerman's first career extra-inning HR is made possible by a seven-reliever collaboration that lasted 10.0 scoreless innings. Washington's defense turns three double plays and individually, shortstop Ian Desmond makes two dazzling 6-3 putouts in the 5.5 hole, while Denard Span made a game-saving catch at the wall in the 14th. Anthony Rendon's 12th HR, a solo shot in the eighth, ties the score at 2-2 and ultimately sends the game to extra innings.
July 21, 2014.....	Gio Gonzalez becomes the first pitcher to record his 1,000th career strikeout while pitching for the Nationals.
Aug. 12-21, 2014.....	The Nationals post a 10-game winning streak, tied for the longest in Nationals history (2005-present). The 10-game streak ties the longest in MLB in 2014 and featured five walk-off victories.
Aug. 24, 2014.....	Stephen Strasburg becomes the second Nationals pitcher to eclipse the 200-strikeout plateau when he strikes out Giants pitcher Ryan Vogelsong in the second inning.
Sept. 3, 2014.....	Adam LaRoche hits a game-tying homer, laces a go-ahead single and legs out the game-winning RBI in a legendary performance (back tightness, bruised elbow, body flu) in Washington's 14-inning, 8-5 win Sept. 3 at the Los Angeles Dodgers. At 5 hours, 34 minutes, the 14-inning marathon was the longest game (by time) in the 10-year history of the Washington Nationals at that point.
Sept. 13, 2014.....	Ian Desmond steals his 20th base, becoming the fourth shortstop in MLB history to achieve 20-20 status for the third time (Alex Rodriguez - 3, Jimmy Rollins - 4, Hanley Ramirez - 4).
Sept. 16, 2014.....	Nationals clinch their second National League East title via a 3-0 win over the Atlanta Braves at Turner Field. By the end of the 2014 campaign, Washington builds a 17.0-game lead over the rest of the NL East, MLB's largest to that date since the 100-win Angels won the AL West by 21.0 games over Texas in 2008 and the largest in the 81-year history (1901-pres.) of modern baseball in D.C.
Sept. 28, 2014.....	In Washington's season-ending 1-0 home win over the Marlins, Jordan Zimmermann walks one and strikes out 10 while tossing not only the first no-hitter in Nationals history, but the first tossed in the nation's capital since AL Nationals Bobby Burke turned the trick on Aug. 31, 1931 vs. Boston. Steven Souza Jr.'s miraculous diving catch on deep line drive to left field by Christian Yelich secures Zimmermann's no-hitter. In the same game, Denard Span sets a new Nationals single-season mark with his 184th hit, a third-inning double.
Oct. 4, 2014.....	In Game 2 of the National League Division Series, the Giants top the Nationals, 2-1, in 18 innings. At 6 hours, 23 minutes, the game marks the longest (by time) in MLB Postseason history (at the time) and the 18 innings played are tied for the most (Atlanta at Houston, Game 4 2005 NLDS) in MLB Postseason history.
Oct. 7, 2014.....	The Nationals are eliminated from MLB's Postseason after falling to the Giants, 3-2, in Game 4 of the NLDS.
Jan. 21, 2015.....	The Nationals sign Max Scherzer to an historic seven-year contract.
April 6, 2015.....	The Nationals are awarded the 2018 MLB All-Star Game, as announced by Commissioner Robert D. Manfred Jr.
May 6-9, 2015.....	Bryce Harper clubs six home runs in a span of three games, culminating in his third career walk-off home run on May 9 vs. Atlanta. On May 7 vs. Miami, Harper (22 years, 202 days) becomes the 10th-youngest player in MLB history to hit three home runs in a game. He is only the fifth player since 1920 (when RBI became a statistic) to hit at least six home runs and record at least 12 RBI over a span of three games.
May 19, 2015.....	Ryan Zimmerman, aka "Mr. Walk-Off," hits his 10th career walk-off blast.
June 20, 2015.....	Max Scherzer tosses his first career no-hitter and the second in Washington Nationals history. He was perfect through 8.2 innings before a 2-2 slider hits pinch hitter Jose Tabata on the left elbow. Scherzer finishes the day with 10 strikeouts as the Nationals top the Pirates, 6-0.
Sept. 2, 2015.....	With two home runs against St. Louis, Ryan Zimmerman becomes the first player in Nationals history (2005-present) to reach the 200 home run mark exclusively with the Nationals. He joins Vladimir Guerrero (234), Andre Dawson (225), Gary Carter (220) and Tim Lincecum (204) as the only players in Montreal/Washington history to reach 200 home runs.
Sept. 4, 2015.....	Pinch hitter Michael A. Taylor hits the first pinch-hit, walk-off home run in Washington Nationals history, a three-run homer to center field as the Nationals top the Atlanta Braves, 5-2. It is the first walk-off home run and first pinch-hit home run of Taylor's career.
Oct. 3, 2015.....	In the second game of a doubleheader, Max Scherzer turns in one of the most dominant pitching performances in Major League history. Scherzer joins Johnny Vander Meer (1938), Allie Reynolds (1951), Virgil Trucks (1952), Nolan Ryan (1973) and Roy Halladay (2010), becoming just the sixth pitcher in MLB history to throw two no-hitters in the same season (including the Postseason). Just one baserunner, catcher Kevin Plawecki, reaches base, due to a fielding error by third baseman Yonel Escobar. Scherzer strikes out a then-Nationals record (2005-pres.) and new career-best 17 batters, including a franchise record (Nationals/Expos) nine consecutive batters from the sixth to the ninth inning.
Oct. 5, 2015.....	Manager Matt Williams is relieved of his duties and the coaching staff is informed that their contracts will not be renewed.
Nov. 3, 2015.....	Dusty Baker is named the sixth full-time manager of the Washington Nationals.
Nov. 19, 2015.....	Bryce Harper is named the unanimous National League MVP by the BBWAA. He becomes the youngest player to unanimously win the award and the first player in Nationals history (2005-pres.) to win the award.

Jan. 6, 2016 .....	The Nationals sign Daniel Murphy to a three-year contract.
April 4, 2016 .....	Bryce Harper and Daniel Murphy homer to propel Washington to a 10-inning, 4-3 victory over the Atlanta Braves on Opening Day. It is Harper's fourth career Opening Day home run and Murphy's first homer in a Nationals uniform. After the game, the Nationals players deliver the game ball to manager Dusty Baker as a memento of his first victory in a Washington uniform.
April 14, 2016 .....	Bryce Harper clubs his 100th career home run, and first career grand slam, in the bottom of the third inning.
April 19, 2016 .....	Jayson Werth becomes the fourth player in Nationals history (2005-pres.) to record his 200th home run in a Nationals uniform, joining Alfonso Soriano, Adam LaRoche and Ryan Zimmerman. Werth's solo shot with one out in the seventh clanks off the Marlins' home run sculpture in center field, lodges behind a light in the piece of art, breaks the scoreless tie and adds Werth's name to the 200-homer club.
April 24, 2016 .....	In the longest regular season game (by time) in Nationals history (2005-pres.), OF Chris Heisey clubs his first career walk-off home run in the bottom of the 16th inning.
May 10, 2016 .....	The Nationals and Stephen Strasburg agree to a seven-year contract extension that keeps the pitcher under contract through the 2023 season.
May 11, 2016 .....	Max Scherzer becomes the fourth pitcher in MLB history to strike out 20 batters in a nine-inning game, fanning 20 Detroit Tigers. He joins Randy Johnson, Kerry Wood and Roger Clemens. Only Scherzer and Johnson have a 20-K game and no-hitter on their career ledger. The 20 K's were a Nationals record (2005-pres.), a franchise record (Nationals/Expos) and the most in D.C. baseball history since Tom Cheney struck out 21 batters on Sept. 12, 1962 at Baltimore, but in a 16-inning performance.
June 12 and 15, 2016 .....	Jayson Werth records two walk-off hits in the span of four games. On June 12, he laces a two-run single in the bottom of the ninth inning against the Phillies. On June 15, his two-out single in the bottom of the 12th inning gives the Nationals the 5-4 win on getaway day over the Cubs. Werth's excitement carries over postgame, leading to a memorable interview on the field with MASN sideline reporter, Dan Kolko.
June 30-July 3, 2016 .....	Danny Espinosa puts together one of the more dominant series in MLB history. Over the course of the Nationals four-game series with the Reds, Espinosa clubs five home runs to drive in 15, a franchise record (Nationals/Expos) for RBI in a single series. He records two multi-homer games in a four-game span, including a grand slam in each of those contests, and in both games hit one home run from the left side of the plate and one home run from the right side.
July 29, 2016 .....	Ryan Zimmerman initiates the first triple play in Nationals history (2005-pres.). With the bases loaded and nobody out in the bottom of the eighth inning, Giants shortstop Brandon Crawford hit a line drive at Zimmerman. Zimmerman stepped on first to double off Buster Posey for the second out, and fired the ball across the diamond to Anthony Rendon to catch Denard Span for the third out. It was the first 3-3-5 triple play turned in Major League Baseball history.
Aug. 23-24, 2016 .....	Trea Turner matches a franchise record (Nationals/Expos) with hits in eight straight plate appearances.
Sept. 9, 2016 .....	Trea Turner produces his first career multi-home run game, with the second of the two coming in walk-off fashion to help the Nationals beat the Phillies, 5-4. Since 1958 (the first season with official rookie designations) Turner became the fourth with at least two homers, including a walk-off, in a game he hit from the leadoff spot.
Sept. 17, 2016 .....	With a strikeout of Freddie Freeman in the bottom of the first inning, Gio Gonzalez records Washington's 1,343rd strikeout of the season, a new franchise and D.C. baseball record, besting the previous high of 1,342 strikeouts in 2015. The Nationals go on to strike out 1,476 batters in 2016.
Sept. 23, 2016 .....	Wilson Ramos' solo home run in the top of the sixth inning is Washington's 195th home run of the season, setting a new franchise record and a D.C. baseball record for team home runs in a season. The previous high was 194 in 2012. The Nationals go on to hit 203 home runs during the 2016 season.
Sept. 24, 2016 .....	With a 6-1 win over the Pirates coupled with a loss by the Mets, the Nationals clinch their third National League East Division title in the last five seasons. Washington's game concludes slightly before the Mets' game, so the Nationals gather in the visiting clubhouse at PNC Park to watch the final outs of the Phillies' victory over New York before popping the champagne.
Oct. 13, 2016 .....	The Nationals fall to the Los Angeles Dodgers, 4-3, in Game 5 of the 2016 National League Division Series, ending their season.
Nov. 16, 2016 .....	Max Scherzer is named the 2016 NL Cy Young Award winner, the first Cy Young award winner in Nationals history. He joins Hall of Famers Gaylord Perry, Pedro Martinez, and Randy Johnson, as well as Roger Clemens and Roy Halladay as the only pitchers to win Cy Young Awards in both the AL and NL.
Dec. 7, 2016 .....	At the 2016 Baseball Winter Meetings held at nearby National Harbor, MD, the Nationals acquire Adam Eaton from the Chicago White Sox in exchange for Lucas Giolito, Reynaldo Lopez, and Minor Leaguer Dane Dunning.
April 25, 2017 .....	Trea Turner joins Christian Guzman (8/28/08) and Brad Wilkerson (4/6/05) as the only players in Nationals history (2005-pres.) to hit for the cycle...Not only does he record the cycle, but Turner records seven RBI and becomes the eighth player in Major League history to drive in seven or more runs in a game while hitting for the cycle.
April 30, 2017 .....	Anthony Rendon becomes the first player in MLB history to go 6-for-6 with 3 home runs and 10 RBI. His performance helps the Nationals score a franchise record 23 runs in a 23-5 win over the New York Mets.
July 17, 2017 .....	Washington acquires Sean Doolittle and Ryan Madson from Oakland in exchange for Blake Treinen and a pair of Minor Leaguers. From July 18 through the end of the season, the Nationals lead the National League with a 3.40 bullpen ERA.



July 27, 2017 .....	In the bottom of the third inning against Milwaukee, Brian Goodwin, Wilmer Difo, Bryce Harper and Ryan Zimmerman club back-to-back-to-back home runs -- tying a Major League record for consecutive home runs (joining seven other clubs) and marking the first time in franchise history a Nationals or Expos team has accomplished that feat. After a one-batter pause, Anthony Rendon also homers, making the Nationals just the sixth team in Major League history to hit five home runs in a single inning (per the <i>Elias Sports Bureau</i> ). Washington's eight home runs tie a franchise record for homers in a single game (July 30, 1978 vs. Atlanta).
July 30, 2017 .....	Ryan Zimmerman surpasses Frank Howard for the most home runs in D.C. baseball history with his 238th career longball.
Sept. 10, 2017 .....	The Nationals clinch their fourth division championship, soaking themselves in champagne after a 3-2 victory over the Phillies is coupled with the Atlanta Braves' 10-8 extra-innings walk-off win over the Miami Marlins.
Sept. 17, 2017 .....	Stephen Strasburg's historic scoreless innings streak ends at 35.0...It was the longest in franchise history and, per <i>Elias</i> , the longest for any player in MLB since 2015 (Zack Greinke, 45.2 IP; Clayton Kershaw, 37.0 IP).
Oct. 30, 2017 .....	Dave Martinez is officially named the seventh manager in Washington Nationals history.
Nov. 15, 2017 .....	Max Scherzer earns his second straight NL Cy Young Award, while becoming the 10th pitcher in MLB history to win the Cy Young Award three times.
May 20, 2018 .....	The Nationals select the contract of 19-year-old Juan Soto, making him the 10th player since 2001 to debut during his age-19 season (19 years, 207 days) and the second Nationals player to debut at the age of 19, joining Bryce Harper (19 years, 195 days).
July 31, 2018 .....	Washington scores a franchise record (MON/WSH) 25 runs on a Nationals record (2005-pres.) 26 hits en route to the 25-4 win over the New York Mets...The 21-run margin of victory is a franchise mark and the largest differential in the Major Leagues since Philadelphia topped Cincinnati, 22-1 on July 6, 2009...Washington becomes the 17th team in Major League history (since 1900) to score at least 25 runs in a game.
Aug. 22, 2018 .....	Ryan Zimmerman hits his 11th career walk-off home run, giving Washington the 8-7 win over the Phillies.
Sept. 25, 2018 .....	Max Scherzer strikes out Miami's Austin Dean to record his 300th strikeout of the season.
Dec. 7, 2018 .....	The Nationals agree to terms with left-handed pitcher Patrick Corbin on a six-year contract.
May 11, 2019 .....	Trailing 2-0 heading into the top of the eighth inning, the Nationals plate five runs in the frame to take the 5-2 lead. The inning is capped by a two-out, two-strike grand slam by newest National Gerardo Parra to give his new team the lead. It is Parra's first hit as a member of the Nationals and his second career grand slam.
June 9, 2019 .....	Powered by back-to-back-to-back-to-back solo home runs in the top of the eighth inning, the Nationals top the San Diego Padres. Pinch hitter Howie Kendrick's homer puts the Nationals ahead and Trea Turner, Adam Eaton and Anthony Rendon follow to extend the lead one swing at a time. According to the <i>Elias Sports Bureau</i> , the Nationals are the only team to go back-to-back-to-back-to-back more than once in their history.
June 19, 2019 .....	A freak bunting accident during batting practice the day before sent Max Scherzer to the hospital ahead of his scheduled start against the Phillies. He fractured his nose and suffered an extremely noticeable black eye as a result. Max insists his start was never in doubt and he went on to throw seven shutout innings of four-hit baseball.
July 23, 2019 .....	Trea Turner records his second career cycle and the fourth cycle in Nationals history (2005-pres.) in the 11-1 win over Colorado. He becomes the fourth player in Major League Baseball to record a cycle this season and is one of 26 players in Major League history to put together more than one cycle in their career.
Sept. 3, 2019 .....	Trailing 10-4 heading into the bottom of the ninth inning, the Nationals plate seven runs on seven hits to stage the largest ninth inning comeback in franchise history, eventually topping the Mets, 11-10. Kurt Suzuki finishes the historic comeback with his third career walk-off home run, a three-run blast off Edwin Diaz.
Sept. 24, 2019 .....	The Nationals clinch a Wild Card berth following a doubleheader sweep of the Philadelphia Phillies coupled with a loss by the Chicago Cubs. Following the 6-5 win in game two, the Nationals stay on the field to watch the Pirates finish off the Cubs to officially put the Nationals in the Postseason. A celebration ensues on the field and eventually carries into the clubhouse. It is Washington's fifth Postseason appearance and first via one of two National League Wild Card spots.
Oct. 2019 .....	The Washington Nationals go on improbable run to win the World Series...It starts with a three-run eighth inning to take the lead over Milwaukee in the Wild Card game and carries through a five-game NLDS victory over the Los Angeles Dodgers and a sweep of the St. Louis Cardinals in the NLCS to the World Series against the Houston Astros.
Oct. 25, 2019 .....	A World Series game takes place in Washington D.C. for the first time since 1933. The Nationals fall, 4-1, to the Houston Astros in Game 3.
Oct. 30, 2019 .....	With a 6-2 win over the Houston Astros, the Washington Nationals win their first World Series in franchise history and bring the first World Series title to Washington D.C. since 1924.
Nov. 2, 2019 .....	Fans line Constitution Ave. on a sun-filled Saturday afternoon to witness the championship parade honoring the 2019 World Series Champion Washington Nationals.
Nov. 4, 2019 .....	Members of the Washington Nationals visit the White House and present President Donald Trump with a commemorative jersey.
Dec. 9, 2019 .....	After opting out of his current contract following the 2019 season, Stephen Strasburg agrees to terms on a seven-year contract - making him a Washington National for life.

Feb. 12, 2020.....	Major League Baseball decides to suspend Spring Training games and to delay the start of the 2020 regular season by at least two weeks due to the national emergency created by the coronavirus pandemic. The season is delayed until July 1, the start of Summer Camp.
July 9, 2020.....	Members of the 2019 World Champion Washington Nationals receive their World Series rings. Although not the traditional ring ceremony, players, coaches and staff take pictures with their ring and the Commissioner's Trophy at home plate.
July 18, 2020 .....	The Nationals host the Philadelphia Phillies in the first team-vs-team exhibition during the historically different Summer Camp.
July 23, 2020 .....	The Nationals and New York Yankees open Major League Baseball's 2020 season before a nationally televised audience on ESPN. During a pregame ceremony, the 2019 World Series banner is raised above the Nationals Park scoreboard where it will fly alongside banners honoring the 1924, 1925 and 1933 Washington Senators. In a moment of unity and in support of social justice, members of the Nationals and Yankees take a knee while holding a black fabric to connect each person during a moment of silence prior to the National Anthem.
Sept. 5, 2020.....	Nationals President of Baseball Operations and General Manager Mike Rizzo agrees to a multi-year contract extension.
Sept. 26, 2020 .....	Nationals Manager Dave Martinez agrees to a multi-year contract extension.
April 6, 2021.....	After the first four games of the season are postponed, Juan Soto sends the fans home happy. His RBI-single in the bottom of the ninth inning off Braves' closer Will Smith plates Victor Robles to give the Nationals the win. It is Soto's first career walk-off hit and the third walk-off win in Nationals Opening Day history (other: March 30, 2008 vs. ATL and April 12, 2012 vs. CIN).
June 4, 2021 .....	The Washington Nationals top the Philadelphia Phillies, 2-1. With the win, Dave Martinez passes Davey Johnson (2011-13) for the most managerial wins in Nationals history (2005-pres.) with 225.
June 12-29, 2021.....	Kyle Schwarber hits 16 home runs - including seven leadoff home runs - during the month of June, the most in any single month in Nationals history (2005-pres.) and the second-most hit in the month of June in Major League history behind Sammy Sosa (20 in June 1998). Schwarber doesn't hit his first home run until June 12 vs. San Francisco. From that date until June 29 vs. Tampa Bay, he hits 16 home runs in 18 games, becoming the third player in MLB history to hit 16 homers in 18 games (Barry Bonds, 2001; Sammy Sosa, 1998).
June 24, 2021.....	The Nationals beat the Marlins, 7-3, marking Mike Rizzo's 1,000th win as General Manager. In doing so, he becomes the ninth active President of Baseball Operations/General Manager to reach the 1,000 win mark and the sixth active to do it with one team.
June 30, 2021.....	On his 28th birthday, Trea Turner hits for the cycle for the third time in his career. He becomes the first player in Major League history to record a cycle on his birthday. His three career cycles are tied for the most in Major League history with Adrian Beltré, Babe Herman, Bob Meusel and Long John Reilly.
July 29-30, 2021.....	In a span of approximately 26 hours from July 29-30, the Washington Nationals acquire 12 players via six trades. The process begins with the Nationals acquiring catcher Riley Adams from the Toronto Blue Jays in exchange for left-handed pitcher Brad Hand and ends approximately five minutes before the 4:00 p.m. ET trade deadline when Washington acquires outfielder Lane Thomas from the St. Louis Cardinals in exchange for left-handed pitcher Jon Lester. Most notably, the Nationals acquire right-handed pitcher Josiah Gray, catcher Keibert Ruiz, right-handed pitcher Gerardo Carrillo and outfielder Donovan Casey from the Los Angeles Dodgers in exchange for right-handed pitcher Max Scherzer and shortstop Trea Turner.
March 29, 2022.....	The Washington Nationals reveal the club's cherry blossom-themed City Connect uniforms. The Nationals are the first of seven clubs to participate in the 2022 Nike MLB City Connect Series.
June 3, 2022.....	Lane Thomas becomes the seventh player in Nationals history to hit three home runs in a game in Washington's victory over the Reds. He starts with a two-run homer in the third inning and follows with solo shots in the fifth and seventh.
June 17-18, 2022 .....	In a pregame ceremony on Saturday, June 18, the No. 11 of Ryan Zimmerman is retired at Nationals Park. The weekend includes events on Friday evening and the welcoming back of several of Zim's former teammates.
August 2, 2022 .....	After Josh Bell and Juan Soto are traded earlier in the day, Washington rallies to the 5-1 win over the New York Mets. Luis García and Yadiel Hernández hit back-to-back home runs in the sixth inning to put Washington ahead. Joey Meneses makes his Major League debut and homers, becoming the first Mexican-born player to homer in his Major League debut. Cory Abbott tosses 5.0 innings of two-hit, shutout ball.
August 13, 2022.....	With a single in the eighth inning off Adrian Morejon, Nelson Cruz records the 2,000th hit of his Major League career. In doing so, he becomes the first player to reach the 2,000 hit mark in a Nationals uniform (2005-pres.), according to the <i>Elias Sports Bureau</i> . The Nationals beat the Padres, 4-3, in dramatic, come-from-behind fashion. In the seventh inning, Victor Robles' RBI-single plates César Hernández after the replay determines that catcher Austin Nola is in violation of the Home Plate Collision Rule.
Feb. 13, 2023.....	Managing Principal Owner, Theodore N. Lerner, passes away at the age of 97 years old. Mr. Lerner is survived by his beloved wife of 71 years, Annette Morris Lerner; his children Mark D. Lerner (Judy) and Debra Lerner Cohen (Edward) of Washington, D.C., and Marla Lerner Tanenbaum (Robert) of Bethesda, Maryland; his nine grandchildren and 11 great-grandchildren.

May 26, 2023.....	Luis Garcia matches a Nationals record (2005-pres.) with six hits, going 6-for-6 with two doubles, two RBI and three runs scored...Garcia becomes one of 74 players in Major League history to record at least six hits in a 9.0-inning game...At 23 years, 10 days old, he becomes the second-youngest player in Major League history to record six hits in a 9.0-inning game behind San Francisco's Jesús Alou (22 years, 108 days) who did so on July 10, 1964 at Chicago (NL).
June 25, 2023.....	Facing his former club, MacKenzie Gore strikes out the first six batters and nine in total en route to the win and the series win for the Nationals...He allows one earned run on five hits in 5.0 innings of work...The six strikeouts to begin a game mark a franchise (MON/WSH) record.
August 20, 2023.....	Participating in the Little League Classic for the first time, the Nationals come out with four runs in the bottom of the first inning...Keibert Ruiz plates two runs with a double and Dominic Smith follows that with a two-run single...Trevor Williams earns the win with 6.0 innings of two-hit, shutout ball...The win clinches Washington's third straight series victory.
October 1, 2023.....	CJ Abrams steals his 46th and 47th bases to break Trea Turner's 2017 record on the final day of the season against the Atlanta Braves.
April 15, 2024.....	Making his Major League debut, Mitchell Parker spun 5.0 innings, allowed two earned runs on four hits, no walks and four strikeouts to earn his first career win...With the win, he became the first Nationals starter to earn the win in his Major League debut since Stephen Strasburg on June 10, 2010 vs. Pittsburgh...Parker struck out Mookie Betts to lead off the bottom of the first inning- his first of two strikeouts of Betts - and fanned Shohei Ohtani in the bottom of the third inning.
June 15, 2024.....	DJ Herz earned his first career win with a season-high 13 strikeouts over 6.0 scoreless innings of one-hit ball in a 4-0 win over Miami...His 13 strikeouts were the most by a Nationals pitcher in 2024 and the most since Max Scherzer struck out 14 on May 8, 2021 at New York (AL)...Herz struck out 13 of the 19 batters he faced (68.4%), the second-highest strikeout percentage by any MLB rookie in a game in the Modern Era (Kerry Wood; 20-strikeout game 69.0%).
July 4, 2024.....	Jake Irvin tossed a career-high 8.0 innings of one-hit, shutout ball with eight strikeouts and one walk...After Irvin closed out the eighth with a show of emotion coming off the mound, Jesse Winker delivered a go-ahead pinch-hit solo home run in the eighth inning to vault the Nationals to a 1-0 victory over the Mets on Independence Day...With Kyle Finnegan unavailable, Derek Law entered the game on the bullpen cart while holding the American Flag and tossed a perfect ninth inning with two strikeouts to earn the save.
August 22, 2024.....	Patrick Corbin (6.0 IP, 4 H, ER, BB, 8 SO) won his 100th career game in Washington's 8-3 win over Colorado...In doing so, he became the eighth player to earn his 100th win as a member of the Washington Nationals (last: Anibal Sánchez, June 16, 2019 vs. ARI).
September 15, 2024.....	James Wood recorded his first career two-home run game to help the Nationals to their fourth win in five games...He clubbed a solo shot in the fifth inning and followed with another solo homer in the eighth to extend the lead to 4-2...The eighth inning solo homer was the first hit off Marlins reliever Declan Cronin in 2024 in 67.1 innings pitched, the longest homerless streak in Major League Baseball at the time.
September 27, 2024.....	More than a calendar year after suffering a broken leg in Aug. 2023, Stone Garrett returned to the Major Leagues...In his first at-bat, he drove the first pitch he saw over the Phillies bullpen for a home run...He also doubled and singled en route to a three-hit night.
December 10, 2024.....	The Washington Nationals win the MLB Draft Lottery at the Winter Meetings in Dallas, Texas and are awarded the first overall pick in the 2025 First-Year Player Draft...Former National Matt Adams represented Washington on the stage during the event and brought home the top pick for President of Baseball Operations and General Manager Mike Rizzo.





# WASHINGTON, D.C. BALLPARKS

Pro baseball teams were formed in our nation's capital beginning in the early 1870s and those franchises played their games in ballparks commonly known as Swampoodle Grounds, Capitol Grounds and Boundary Field.

In 1892, the Washington Senators joined the expanding National League and began playing their home games at a site that would host professional baseball games into the early 1960s. From 1892-99, the Senators played at National Park, which had a seating capacity of approximately 6,500. Although never finishing above sixth place, the team drew fairly well, including more than 200,000 fans in 1896.

When the National League contracted from 12 franchises to eight following the 1899 season, the team was disbanded. However, it would only be two seasons before a professional team occupied that site again.

During those two years, former Western League president Ban Johnson was working to put together a second Major League to rival the NL. In 1901, the American League began play with eight franchises, including the Washington Nationals.

This franchise would play its home games on the same site as the previous National League Washington team, but the ballpark was appropriately renamed American League Base Ball Park and the capacity was expanded to nearly 10,000.

On March 17, 1911, tragedy struck the American League Base Ball Park. The all-wooden ballpark and four surrounding buildings were completely destroyed by a fire started by a plumber's blow lamp and a strong wind. American League Base Ball Park could not be saved as plumbers working on the park's drain pipes had shut off the water supply and by the time firefighters arrived, the grandstand and bleachers were engulfed in flames. At the time, the loss of the ballpark was estimated at \$20,000.

Thomas C. Noyes, president of the Washington franchise, gained approval from the Board of Directors to announce that work would begin immediately on a new ballpark with a steel grandstand. With the players at Spring Training and Opening Day less than a month away, crews worked tirelessly to get the ballpark ready for the home opener.

By Opening Day 1911, the grandstands were sufficiently erected for the Nationals to host the Boston Red Sox with President William Howard Taft in attendance. The work on the ballpark continued when the team was on the road and was completed on July 24, 1911 at a final cost of approximately \$100,000. Seating capacity was more than 27,000, including a presidential box near the first base dugout.

In 1920, the American League Base Ball Park was renamed Griffith Stadium in recognition of the franchise's owner and president, Clark Griffith. The only major alteration to the ballpark was also made in 1920 as the double-decked stands were extended from the bases to the foul poles.

During the late-1930s and 1940s, Griffith Stadium had another part-time tenant - the famed Homestead Grays of the Negro Leagues. Originally from Pennsylvania, the Grays played half of their games at Forbes Field in Pittsburgh and half at Griffith Stadium when the Washington franchise was on the road. Some of the most revered players in Negro League history played for the Grays, including Josh Gibson, Buck Leonard, Cool Papa Bell and Sam Bankhead, as they won nine Negro League championships.

Griffith Stadium, which also hosted the Major League Baseball All-Star Game in 1937 and 1956 and three World Series in 1924, 1925 and 1933, remained the home of the Washington franchise until it was moved to Minneapolis following the 1960 season.

The expansion Washington Senators played their inaugural season at Griffith Stadium in 1961 before moving into District of Columbia Stadium for the 1962 season.

After having been the site of professional baseball in Washington, D.C., since 1892, the final game at Griffith Stadium was played on Sept. 21, 1961 as the Senators fell to Minnesota, 4-3, before a crowd of 1,498 fans. Griffith Stadium was demolished in 1965 and the land is now utilized by Howard University. Nearly 1,000 of the original seats from Griffith Stadium were moved to a Spring Training facility near Orlando, Fla., Tinker Field.

A federally-owned stadium, District of Columbia Stadium was a new three-tiered, multi-purpose facility constructed near the Potomac River at a cost of approximately \$24 million. The Senators signed a 10-year lease on September 29, 1961 with the D.C. Armory Board for the stadium, which had a seating capacity of 45,016.

On April 9, 1962, the Senators played their first regular season game at District of Columbia Stadium. A crowd of 42,143 - including President John F. Kennedy — saw Senators pitcher Bennie Daniels defeat the Detroit Tigers, 4-1. Interestingly enough, Daniels suffered the loss at both the final game at Ebbets Field in 1957 and the final game at Griffith Stadium in 1961.

Under the direction of the D.C. Armory Board, the stadium was officially renamed Robert F. Kennedy Memorial Stadium on January 18, 1969.

The 1969 Major League Baseball All-Star Game was the fourth hosted by the Senators and the second at RFK Stadium (also first game in 1962). Despite the American League dropping a 9-3 decision to the National League, Washington fans saw future Hall of Famer Willie McCovey hit a pair of homers and hometown favorite Frank Howard hit one as well.

In 1971, the Senators played their final season at RFK Stadium before moving to Arlington, Tex. The final regular season Major League Baseball game was played at RFK on September 30, 1971. Washington hosted the New York Yankees before a crowd of just 14,460 in a game that was never finished. The Senators were holding on to a 7-5 lead with two outs in the top of the ninth inning when fans rushed the field. The umpiring crew could not clear the field and the game was forfeited to the Yankees, 9-0, per MLB forfeit rules.

RFK Stadium hosted 16 exhibition games involving Major League teams after the Senators moved in 1971. A portion of the proceeds from most of the games was donated to various charities. Attendance at the 16 contests averaged more than 27,600 per game. Following is a listing of those games:

DATE	TEAMS/SCORE	ATTENDANCE	DATE	TEAMS/SCORE	ATTENDANCE
May 22, 1972	PIT vs. BAL	30,112	April 4, 1992	BOS 4, BAL 3	20,501
August 14, 1972	BOS vs. NYM	32,432	April 5, 1992	BOS 9, PHI 3	16,823
April 5, 1987	NYM 1, PHI 0 (5 innings/rain)	45,614	April 2, 1993	NYM vs. NYY	Postponed (Rain)
April 3, 1988	NYM 10, BAL 7	36,123	April 3, 1993	PIT 4, BAL 3	23,575
April 1, 1989	BAL 6, PIT 4	24,877	April 2, 1994	MIL 8, DET 3	14,376
April 2, 1989	BAL 7, STL 6 (10 innings)	37,204	April 3, 1994	MIL vs. DET	Cancelled
April 7, 1990	STL 11, BAL 10	21,298	April 2, 1999	MON 5, STL 4	20,640
April 6, 1991	BOS 4, BAL 1	37,458	April 3, 1999	STL 2, MON 1	30,112
April 7, 1991	BOS 6, BAL 5	43,264			

On March 14, 2006, Washington, D.C. Mayor Anthony Williams, the D.C. Sports & Entertainment Commission and the Washington Nationals unveiled plans for a 41,000-seat state-of-the-art baseball stadium located in Southeast D.C. Seven weeks later, on May 4, ground was officially broken on the ballpark site. Washington opened Nationals Park on March 30, 2008 with a 3-2 win over Atlanta, televised nationally on ESPN's Sunday Night Baseball. President George W. Bush threw the ceremonial first pitch, then Ryan Zimmerman led the club to victory with a game-ending solo shot in the ninth inning.

CAPITAL PUNISHER

Frank Howard blasted 237 of his 382 career home runs during his seven-year tenure with the the Senators from 1965-71. Only Ryan Zimmerman (264) has hit more long balls while representing Washington D.C. Bryce Harper is third with 184

"Hondo" came to D.C. on Dec. 4, 1964 via a seven-player trade with the Dodgers that also netted Ken McMullen, Phil Ortega, Dick Nen and Pete Richert in exchange for John Kennedy, Claude Osteen and \$100,000.

A love affair between player and town began almost immediately, as teammates, media and fans alike marveled at Howard's tape-measure home runs, many of which taunted cavernous D.C. Stadium's dimensions.

Howard's 172 homer runs from 1967-70 were the most in MLB in that span, as Hall of Famers Harmon Killebrew and Willie McCovey tied for second with just 151.

Howard eventually represented the Senators in four Mid-Summer Classics and led the American League in home runs twice (44 in both 1968 and '70). "The Capital Punisher" also paced the AL in RBI (126) and walks (132) in 1970.

Howard passed away at age 87 on October 30, 2023.

WASHINGTON, D.C. PROFESSIONAL BASEBALL TEAMS

YEAR(S)	LEAGUE	TEAM NAME	NOTE
1871-72	National Association	Olympic Baseball Club of Washington.....	Renamed Nationals Base Ball Club of Washington in mid-1872 season
1875	National Association	Washington Nationals.....	Disbanded after 1875 season
1879-80	National Association	Washington Nationals.....	Disbanded after 1880 season
1881	Eastern Association	Washington Nationals.....	Moved to Albany in mid-1881
1884	Union Association	Washington Nationals (a.k.a Quicksteps).....	Moved to Eastern Association for 1885 season
	American Association	Washingtons.....	Moved to Richmond in mid-1884
1885	Eastern Association	Washington Nationals.....	Disbanded after 1885 season
1886-89	National League	Washington Statesmen (a.k.a. Senators).....	Disbanded after 1889 season
1887	League of Colored Baseball Clubs	Capital Cities.....	Disbanded after 1887 season
1890	Atlantic Association	Washington Senators.....	Disbanded after 1890 season
1891	American Association	Washington Statesmen (a.k.a. Nationals).....	Disbanded after 1891 season
1892-99	National League	Washington Senators.....	Disbanded after 1899 season
1901-04	American League	Washington Senators.....	Renamed Washington Nationals after 1904 season
1905-55	American League	Washington Nationals.....	Renamed Washington Senators after 1955 season
1908	Union League	Washington Bandits.....	League disbanded in 1908
1912	United States League	Washington Senators.....	Disbanded in mid-1912
1924-25	Eastern Colored League	Washington Potomacs.....	Moved to Wilmington
1932	East-West League	Washington Pilots.....	League disbanded in 1932
1936-37	Negro National League	Washington Elite Giants.....	Moved to Baltimore for 1938 season
1937-48	Negro National League	Washington-Homestead Grays.....	League disbanded in 1948
1938	Negro National League	Washington Black Senators.....	Disbanded after 1938 season
1956-60	American League	Washington Senators.....	Moved to Minnesota for 1961 season
1961-71	American League	Washington Senators.....	Moved to Texas for 1972 season
2005-	National League	Washington Nationals.....	Team relocated from Montreal (beg. 2005 season)

SOURCE: National Baseball Hall of Fame and Museum, Cooperstown, NY

## THE TRADITION OF OPENING DAY IN WASHINGTON, D.C.

Each Major League Club has its own unique celebration to mark the opening of the Major League Baseball season, but Opening Day in the nation's capital, Washington, D.C., was always a special and sometimes historic event. Washington, D.C.'s Opening Day tradition dates to April 14, 1910. William Howard Taft, the 27th President of the United States, attended the home opener of the Washington Senators against the Philadelphia Athletics. Numerous other government officials, including Vice President James Sherman, joined President Taft at the ballpark.

An overflow crowd of 12,000 fans—the largest baseball crowd in Washington at that time—gave President Taft a standing ovation as he made his way to his seats on the first-base side. Team president Thomas C. Noyes then took the two managers—Washington's Jimmy McAleer and Philadelphia's legendary Connie Mack—to meet the President.

Just prior to the start of the game, umpire Billy Evans walked over to President Taft's box and presented him with a new baseball. Evans instructed President Taft that he was to throw the ball from his seat in the stands to Senators pitcher Walter Johnson, who was standing at home plate, to officially commence the start of the American League championship season. After giving the ball briefly to First Lady Helen Taft, the President adjusted his gloves and made a good throw to Johnson, who immediately gave the ball to catcher Charles Street to have it secured in a safe place.

President Taft watched the entire game, a 3-0 Washington victory in which Johnson hurled a one-hit, complete-game shutout. After the game, Johnson sent the historic ball to the White House accompanied by a note to President Taft asking for his autograph on the ball. President Taft returned the ball after penning the following on it:

*"For Walter Johnson, with the hope that he may continue to be as formidable as in yesterday's game. William H. Taft."*

Although President Taft was the first to throw out a ceremonial first pitch, it was not the first time a President of the United States attended a Major League Baseball game. Benjamin Harrison, the 23rd U.S. President, is believed to be the first sitting President to attend a Major League game when he witnessed a NL game between Cincinnati and Washington in June 1892. That wasn't even the first interaction with a professional baseball team as nine years earlier President Chester A. Arthur welcomed the Cleveland franchise of the National League to the White House.

Having the President throw out the ceremonial first pitch at Washington's home opener was such an enormous success—not only in the nation's capital but around the country—that it led to the American League granting Washington permission to open the American League championship season one day before the rest of the League. This action was approved on December 13, 1927, in recognition of the U.S. President throwing out the ceremonial first pitch.

Including President Taft's precedent-setting throw in 1910, 12 different Presidents attended a home opener of the Washington Senators a total of 46 times. The Senators posted a 23-23 mark in home openers with a President present.

President Taft (2-0) and Woodrow Wilson (3-0), the 28th U.S. President, were the only two to never see the Senators lose. The only U.S. Presidents never to see Washington win a home opener were Lyndon Johnson (0-3), Richard Nixon (0-2) and Barack Obama (0-1). Following is the breakdown of Washington's record on Opening Day, listed by President:

PRESIDENT OF THE UNITED STATES	WASHINGTON'S RECORD ON OPENING DAY
Woodrow Wilson (D)	3-0 (1,000)
William Howard Taft (R)	2-0 (1,000)
George W. Bush (R)	2-0 (1,000)
Calvin Coolidge (R)	3-1 (.750)
Warren Harding (R)	2-1 (.667)
Dwight Eisenhower (R)	4-3 (.571)
Franklin Roosevelt (D)	4-4 (.500)
Harry Truman (D)	3-4 (.429)
John F. Kennedy (D)	1-2 (.333)
Herbert Hoover (R)	1-3 (.250)
Barack Obama (D)	0-1 (.000)
Richard Nixon (R)	0-2 (.000)
Lyndon Johnson (D)	0-3 (.000)
TOTAL	25-24 (.510)   Democrats 11-14 (.440), Republicans 14-10 (.583)

Prior to the Senators move to Texas in 1972, each President since Taft was in attendance for a Washington Senators home opener at least once. Several Presidents had to miss on occasion, including President Taft in 1912 because of the sinking of the Titanic and President Wilson in 1918 and 1919 because of World War I.

Since 1972, the tradition of Presidents and Opening Day has continued in other Major League cities. The only three Presidents to never throw out a ceremonial first pitch at an Opening Day game were Jimmy Carter, Donald Trump and Joe Biden. President George W. Bush threw out the ceremonial first pitch at RFK Stadium on April 14, 2005 to usher the return of baseball to the nation's capital, then again to open Nationals Park on March 30, 2008. President Barack Obama continued the tradition on April 5, 2010, throwing out the first pitch prior to the Nationals' season opener vs. Philadelphia.



# FRANCHISE OPENING DAY NOTES

## FRANCHISE OPENING DAY HISTORY

The 2025 season - the Nationals' 21st in the nation's capital - begins on March 27th when they face the Philadelphia Phillies at Nationals Park...The Nationals are 8-12 on Opening Day, including 4-7 at home and 4-5 on the road...Washington opened 2024 with an 8-2 loss to the Cincinnati Reds at Great American Ball Park.

- The Nationals/Expos record on Opening Day is 26-30 (.464), including an all-time mark of 7-10 in 17 season openers at home and 19-20 in road openers... The Expos went 18-18 (.500) on Opening Day (15-15 in road openers; 3-3 in Quebec and 3-3 when playing host on Opening Day).
- Opening Day 2025 will mark the third time the Nationals (2005-pres.) have faced the Phillies on Opening Day...Washington faced Philadelphia at Nationals Park on April 5, 2010, an 11-1 loss...They also faced them at Citizens Bank Park on April 4, 2005, the Nationals first Opening Day after their move from Montreal...Washington dropped that game, 8-4.
- The Washington Nationals opened Nationals Park and earned their first Opening Day victory on March 30, 2008, with a 3-2 win over Atlanta on ESPN's Sunday Night Baseball...Ryan Zimmerman led the Nationals to victory with a walk-off solo homer in the bottom of the ninth inning, snapping a streak of four consecutive losses in season openers for the Nationals/Expos...Opening Day in Washington, D.C. has long been a baseball tradition, as from 1952-71, the Senators annually opened the American League schedule by hosting a game.

## OPENING DAY STARTING NODS

Twenty-six different pitchers have toed the rubber in a starting role for the Nationals/Expos on Opening Day in 52 seasons since 1969...Only 10 made more than one Opening Day start for this franchise...Five have made more than one for the Nationals since 2005.

PITCHER	OPENING DAY STARTS (MON/WSH)
Steve Rogers.....	9 (1976-83, 1985)
Dennis Martinez.....	6 (1988-93)
Max Scherzer.....	6 (2015-16, 2018-21)
Livan Hernandez.....	4 (2004-06, 2011)
Stephen Strasburg.....	4 (2012-14, 2017)
Jeff Fassero.....	3 (1994-96)
Dustin Hermanson.....	2 (1999-00)
John Lannan.....	2 (2009-10)
Javier Vazquez.....	2 (2001-02)

PITCHER	OPENING DAY STARTS (2005-PRES.)
Max Scherzer.....	6 (2015-16, 2018-21)
Stephen Strasburg.....	4 (2012-14, 2017)
Livan Hernandez.....	3 (2005-06, 2011)
John Lannan.....	2 (2009-10)
Patrick Corbin.....	2 (2022-23)

- 16 pitchers have made one Opening Day start for the Nationals/Expos franchise: Josiah Gray (2024), Odalis Perez (2008), John Patterson (2007), Tony Armas Jr. (2003), Carlos Perez (1998), Jim Bullinger (1997), Floyd Youmans (1987), Bryn Smith (1986), Charlie Lea (1984), Dave McNally (1975), Steve Renko (1974), Mike Torrez (1973), Bill Stoneman (1972), Carl Morton (1971), Joe Sparma (1970), Jim Grant (1969).

## FRANCHISE OPENING DAY STARTING LINEUPS (MONTREAL EXPOS 1969-2004, WASHINGTON NATIONALS 2005-PRESENT)

APRIL 8, 1969 at NYM	
MONTREAL NYM	11
Attendance — 44,541	10
Maury Wills.....	SS
Gary Sutherland.....	2B
Rusty Staub.....	RF
Mack Jones.....	1B
Bob Bailey.....	LF
John Balemán.....	C
Coco Laboy.....	3B
Don Hahn.....	CF
Jim Grant.....	RHP

APRIL 6, 1970 at CIN	
MONTREAL CIN	1
Attendance — 30,124	5
Gary Sutherland.....	2B
Rusty Staub.....	RF
Ron Fairly.....	1B
Bob Bailey.....	LF
Coco Laboy.....	3B
Adolfo Phillips.....	CF
John Boccabella.....	C
Bobby Wine.....	SS
Joe Sparma.....	RHP

APRIL 6, 1971 at NYM	
MONTREAL NYM	2
Attendance — 26,062	4
Boots Day.....	CF
Ron Hunt.....	2B
Rusty Staub.....	RF
Bob Bailey.....	3B
Ron Fairly.....	1B
Mack Jones.....	LF
John Balemán.....	C
Bobby Wine.....	SS
Carl Morton.....	RHP

APRIL 15, 1972 at STL	
MONTREAL STL	3
Attendance — 7,808	2
Ron Hunt.....	2B
Bob Bailey.....	3B
Mike Jorgensen.....	1B
Ron Fairly.....	RF
Ken Singleton.....	LF
Boots Day.....	CF
Terry Humphrey.....	C
Tim Foli.....	SS
Bill Stoneman.....	RHP

APRIL 6, 1973 at CHI	
MONTREAL CHI	2
Attendance — 40,273	3
Ron Hunt.....	2B
Tim Foli.....	SS
Mike Jorgensen.....	1B
Ron Fairly.....	LF
Ken Singleton.....	RF
Bob Bailey.....	3B
Jorge Roque.....	CF
John Boccabella.....	C
Mike Torrez.....	RHP

APRIL 10, 1974 at PIT	
MONTREAL PIT	12
Attendance — 40,434	13 (in.)
Ron Hunt.....	3B
Willie Davis.....	CF
Bob Bailey.....	LF
Hal Breeden.....	1B
Ken Singleton.....	RF
Jim Cox.....	2B
Barry Foote.....	C
Tim Foli.....	SS
Steve Renko.....	RHP

APRIL 7, 1975 at STL	
MONTREAL STL	8
Attendance — 31,769	4
Tony Scott.....	LF
Tim Foli.....	SS
Pepe Mangual.....	CF
Mike Jorgensen.....	1B
Barry Foote.....	C
Gary Carter.....	RF
Pete Mackanin.....	2B
Larry Parrish.....	3B
Dave McNally.....	LHP

APRIL 9, 1976 at NYM	
MONTREAL NYM	2
Attendance — 15,963	3
Pepe Mangual.....	CF
Larry Blittner.....	LF
Mike Jorgensen.....	1B
Larry Parrish.....	3B
Barry Foote.....	C
Gary Carter.....	RF
Pete Mackanin.....	2B
Tim Foli.....	SS
Steve Rogers.....	RHP

APRIL 9, 1977 at PHI	
MONTREAL PHI	4
Attendance — 43,367	3
Dave Cash.....	2B
Tim Foli.....	SS
Ellis Valentine.....	RF
Tony Perez.....	1B
Larry Parrish.....	3B
Gary Carter.....	C
Andre Dawson.....	CF
Warren Cromartie.....	LF
Steve Rogers.....	RHP

APRIL 7, 1978 at NYM	
MONTREAL NYM	1
Attendance — 11,736	3
Ellis Valentine.....	RF
Dave Cash.....	2B
Andre Dawson.....	CF
Gary Carter.....	C
Tony Perez.....	1B
Warren Cromartie.....	LF
Larry Parrish.....	3B
Chris Speier.....	SS
Steve Rogers.....	RHP

APRIL 6, 1979 at PIT	
MONTREAL PIT	3
Attendance — 36,141	10 (in.)
Andre Dawson.....	CF
Rodney Scott.....	2B
Warren Cromartie.....	LF
Ellis Valentine.....	RF
Tony Perez.....	C
Gary Carter.....	RF
Larry Parrish.....	3B
Chris Speier.....	SS
Steve Rogers.....	RHP

APRIL 11, 1980 at PHI	
MONTREAL PHI	3
Attendance — 48,460	6
Ron Leflore.....	LF
Rodney Scott.....	2B
Andre Dawson.....	CF
Ellis Valentine.....	RF
Larry Parrish.....	3B
Gary Carter.....	C
Warren Cromartie.....	1B
Chris Speier.....	SS
Steve Rogers.....	RHP

204

FRANCHISE OPENING DAY STARTING LINEUPS

(MONTREAL EXPOS 1969-2004, WASHINGTON NATIONALS 2005-PRESENT)

<div><div>April 6, 2009 at FLA</div><div>WASHINGTON</div><div>FLA</div><div>Attendance — 34,323</div><div>Lastings Milledge.....CF</div><div>Cristian Guzman.....SS</div><div>Ryan Zimmerman.....3B</div><div>Adam Dunn.....LF</div><div>Nick Johnson.....1B</div><div>Austin Kearns.....RF</div><div>Ronnie Belliard.....2B</div><div>Jesus Flores.....C</div><div>John Lannan.....LHP</div></div>	<div><div>April 1, 2013 vs. MIA</div><div>MIA</div><div>WASHINGTON</div><div>Attendance — 45,274</div><div>Denard Span.....CF</div><div>Jayson Werth.....RF</div><div>Bryce Harper.....LF</div><div>Ryan Zimmerman.....3B</div><div>Adam LaRoche.....1B</div><div>Ian Desmond.....SS</div><div>Danny Espinosa.....2B</div><div>Wilson Ramos.....C</div><div>Stephen Strasburg.....RHP</div></div>	<div><div>April 3, 2017 vs. MIA</div><div>MIA</div><div>WASHINGTON</div><div>Attendance — 42,774</div><div>Trea Turner.....SS</div><div>Adam Eaton.....CF</div><div>Bryce Harper.....RF</div><div>Daniel Murphy.....2B</div><div>Ryan Zimmerman.....1B</div><div>Jayson Werth.....LF</div><div>Stephen Drew.....3B</div><div>Matt Wieters.....C</div><div>Stephen Strasburg.....RHP</div></div>	<div><div>April 6, 2021 vs. ATL</div><div>ATL</div><div>WASHINGTON</div><div>Attendance — 4,801</div><div>Victor Robles.....CF</div><div>Trea Turner.....SS</div><div>Juan Soto.....RF</div><div>Ryan Zimmerman.....1B</div><div>Starlin Castro.....3B</div><div>Hernán Pérez.....2B</div><div>Andrew Stevenson.....LF</div><div>Jonathan Lucroy.....C</div><div>Max Scherzer.....RHP</div></div>
<div><div>April 5, 2010 vs. PHI</div><div>PHI</div><div>WASHINGTON</div><div>Attendance — 41,290</div><div>Nyjer Morgan.....CF</div><div>Willie Harris.....RF</div><div>Ryan Zimmerman.....3B</div><div>Adam Dunn.....1B</div><div>Josh Willingham.....LF</div><div>Adam Kennedy.....2B</div><div>Ivan Rodriguez.....C</div><div>Ian Desmond.....SS</div><div>John Lannan.....LHP</div></div>	<div><div>March 31, 2014 at NYM</div><div>WASHINGTON</div><div>NYM</div><div>Attendance — 42,442</div><div>Denard Span.....CF</div><div>Ryan Zimmerman.....3B</div><div>Jayson Werth.....RF</div><div>Wilson Ramos.....C</div><div>Bryce Harper.....LF</div><div>Ian Desmond.....SS</div><div>Adam LaRoche.....1B</div><div>Anthony Rendon.....2B</div><div>Stephen Strasburg.....RHP</div></div>	<div><div>March 30, 2018 at CIN</div><div>WASHINGTON</div><div>CIN</div><div>Attendance — 43,878</div><div>Adam Eaton.....LF</div><div>Anthony Rendon.....3B</div><div>Bryce Harper.....RF</div><div>Ryan Zimmerman.....1B</div><div>Howie Kendrick.....2B</div><div>Trea Turner.....SS</div><div>Michael A. Taylor.....CF</div><div>Matt Wieters.....C</div><div>Max Scherzer.....RHP</div></div>	<div><div>April 7, 2022 vs. NYM</div><div>NYM</div><div>WASHINGTON</div><div>Attendance — 35,052</div><div>Cesar Hernandez.....2B</div><div>Juan Soto.....RF</div><div>Nelson Cruz.....DH</div><div>Josh Bell.....1B</div><div>Keibert Ruiz.....C</div><div>Lane Thomas.....LF</div><div>Makel Franco.....3B</div><div>Alcides Escobar.....SS</div><div>Victor Robles.....CF</div><div>Patrick Corbin.....LHP</div></div>
<div><div>March 31, 2011 vs. ATL</div><div>ATL</div><div>WASHINGTON</div><div>Attendance — 39,055</div><div>Ian Desmond.....SS</div><div>Jayson Werth.....RF</div><div>Ryan Zimmerman.....3B</div><div>Adam LaRoche.....1B</div><div>Michael Morse.....LF</div><div>Rick Ankiel.....CF</div><div>Danny Espinosa.....2B</div><div>Ivan Rodriguez.....C</div><div>Livan Hernandez.....RHP</div></div>	<div><div>April 6, 2015 vs. NYM</div><div>NYM</div><div>WASHINGTON</div><div>Attendance — 42,295</div><div>Michael A. Taylor.....CF</div><div>Yunel Escobar.....3B</div><div>Bryce Harper.....RF</div><div>Ryan Zimmerman.....1B</div><div>Wilson Ramos.....C</div><div>Ian Desmond.....SS</div><div>Dan Uggla.....2B</div><div>Tyler Moore.....LF</div><div>Max Scherzer.....RHP</div></div>	<div><div>March 28, 2019 vs. NYM</div><div>NYM</div><div>WASHINGTON</div><div>Attendance — 42,263</div><div>Adam Eaton.....RF</div><div>Trea Turner.....SS</div><div>Anthony Rendon.....3B</div><div>Juan Soto.....LF</div><div>Ryan Zimmerman.....1B</div><div>Yan Gomes.....C</div><div>Brian Dozier.....2B</div><div>Max Scherzer.....RHP</div><div>Victor Robles.....CF</div></div>	<div><div>March 30, 2023 vs. ATL</div><div>ATL</div><div>WASHINGTON</div><div>Attendance — 35,756</div><div>Lane Thomas.....RF</div><div>Joey Meneeses.....DH</div><div>Jeimer Candelario.....3B</div><div>Dominic Smith.....1B</div><div>Keibert Ruiz.....C</div><div>Alex Call.....LF</div><div>Luis Garcia.....2B</div><div>Victor Robles.....CF</div><div>CJ Abrams.....SS</div><div>Patrick Corbin.....LHP</div></div>
<div><div>April 5, 2012 at CHI</div><div>WASHINGTON</div><div>CHI</div><div>Attendance — 41,176</div><div>Ian Desmond.....SS</div><div>Danny Espinosa.....2B</div><div>Ryan Zimmerman.....3B</div><div>Adam LaRoche.....1B</div><div>Jayson Werth.....RF</div><div>Mark DeRosa.....CF</div><div>Roger Bernadina.....LF</div><div>Wilson Ramos.....C</div><div>Stephen Strasburg.....RHP</div></div>	<div><div>April 4, 2016 at ATL</div><div>WASHINGTON</div><div>ATL</div><div>Attendance — 48,282</div><div>Ben Revere.....CF</div><div>Anthony Rendon.....3B</div><div>Bryce Harper.....RF</div><div>Ryan Zimmerman.....1B</div><div>Daniel Murphy.....2B</div><div>Jayson Werth.....LF</div><div>Wilson Ramos.....C</div><div>Danny Espinosa.....SS</div><div>Max Scherzer.....RHP</div></div>	<div><div>July 23, 2020 vs. NYY</div><div>NYN</div><div>WASHINGTON</div><div>Attendance — 0</div><div>Trea Turner.....SS</div><div>Adam Eaton.....RF</div><div>Starlin Castro.....2B</div><div>Howie Kendrick.....DH</div><div>Eric Thames.....1B</div><div>Kurt Suzuki.....C</div><div>Asdrubal Cabrera.....3B</div><div>Andrew Stevenson.....LF</div><div>Victor Robles.....CF</div><div>Max Scherzer.....RHP</div></div>	<div><div>March 28, 2024 at CIN</div><div>WASHINGTON</div><div>CIN</div><div>Attendance — 44,030</div><div>CJ Abrams.....SS</div><div>Lane Thomas.....RF</div><div>Jesse Winker.....LF</div><div>Joey Meneeses.....DH</div><div>Joey Gallo.....1B</div><div>Keibert Ruiz.....C</div><div>Eddie Rosario.....CF</div><div>Ildemaro Vargas.....3B</div><div>Luis Garcia Jr.....2B</div><div>Josiah Gray.....RHP</div></div>





OPENING DAY HISTORY — BASEBALL IN WASHINGTON, D.C. (1901-PRESENT)

BASEBALL IN D.C. — OPENING DAY

When a Washington-based team has kicked off the season by celebrating Opening Day in the District (as opposed to marking Opening Day on the road), 13 U.S. Presidents have thrown the season's ceremonial first pitch at either a Nationals or Senators game since 1910...The 13 Commanders in Chief to open the season with a ceremonial first pitch: William H. Taft (1910-11), Woodrow Wilson (1912, '14), Warren Harding (1921-22), Calvin Coolidge (1924, '27-28), Herbert Hoover (1929-32), Franklin D. Roosevelt ( 1933, '35-41), Harry S. Truman (1946, '48-50, '52), Dwight Eisenhower (1953-58, '60), John F. Kennedy (1961-63), Lyndon Johnson (1964-65, '67), Richard Nixon (1969), George W. Bush (2008), and Barack Obama (2010).

[NOTE: ALL OPPONENTS LISTED IN AL FROM 1901-1971]							FIRST PITCH
YEAR	DATE/SITE/OPPONENT	RESULT	WP	LP	ATT.		U.S. PRESIDENT
1901	April 26 at PHI	W5-1	CARRICK	Fraser	10,000		—
1902	April 23 vs. BOS	W7-3	ORTH	Dineen	6,253		—
1903	April 22 vs. NYY	W3-1	CHESBRO	Orth	10,000		—
1904	April 14 vs. PHI	L3-8	Plank	WILSON	6,000		—
1905	April 14 vs. NYY	L2-4	Chesbro	PATTEN	9,161		—
1906	April 14 vs. PHI	L3-4	Bender	HUGHES	12,962		—
1907	April 11 vs. NYY	L2-3	Orth	HUGHES	12,902		—
1908	April 14 at BOS	L1-3	YOUNG	Smith	18,752		—
1909	April 12 vs. NYY	W4-1	SMITH	Newton	12,078		—
DECADE OPENING DAY RECORD: 4-5							
1910	April 14 vs. PHI	W3-0	JOHNSON	Plank	12,226		Taft
1911	April 12 vs. BOS	W8-5	WALKER	Wood	16,000		Taft
1912	April 11 at PHI	L2-4	Coombs	JOHNSON	15,000		—
1913	April 10 vs. NYY	W2-1	JOHNSON	McConnell	20,000		Wilson
1914	April 14 at BOS	W3-0	JOHNSON	Collins	20,000		—
1915	April 14 vs. NYY	W7-0	JOHNSON	Warhop	15,557		Wilson
1916	April 12 at NYY	W3-2	JOHNSON	Caldwell	20,000		—
1917	April 11 at PHI	W3-0	W.JOHNSON	R.Johnson	8,000		—
1918	April 15 vs. NYY	L3-6	Mogridge	JOHNSON	15,000		—
1919	April 23 vs. PHI	W1-0	JOHNSON	Perry	14,000		—
DECADE OPENING DAY RECORD: 8-2							
1920	April 15 at BOS	L6-7	Russell	JOHNSON	7,000		—
1921	April 13 vs. BOS	L3-6	Jones	JOHNSON	18,212		Harding
1922	April 12 vs. NYY	W6-5	MOGRIDGE	Jones	27,000		Harding
1923	April 18 at PHI	L1-3	Harriss	JOHNSON	20,000		—
1924	April 15 vs. PHI	W4-0	JOHNSON	Harriss	25,000		Coolidge
1925	April 14 at NYY	L1-5	Shocker	MOGRIDGE	50,000		—
1926	April 13 vs. PHI	W1-0	JOHNSON	Rommel	25,000		VP Dawes
1927	April 12 vs. BOS	W6-2	COVELESKI	Harriss	30,000		Coolidge
1928	April 10 vs. BOS	L5-7	MacFayden	GASTON	25,000		Coolidge
1929	April 17 vs. PHI	L4-13	Rommel	JONES	25,000		Hoover
DECADE OPENING DAY RECORD: 4-6							
1930	April 14 vs. BOS	L3-4	Smith	BRAXTON	20,000		Hoover
1931	April 14 vs. PHI	L3-5	Grove	CROWDER	32,000		Hoover
1932	April 11 vs. BOS	W1-0	CROWDER	MacFayden	18,000		Hoover
1933	April 12 vs. PHI	W4-1	CROWDER	Freitas	24,000		Roosevelt
1934	April 17 at BOS	W6-5	CROWDER	Johnson	33,336		—
1935	April 17 vs. PHI	W4-2	WHITEHILL	Cain	20,000		Roosevelt
1936	April 14 vs. NYY	W1-0	NEWSOM	Gomez	31,000		Roosevelt
1937	April 19 vs. PHI	L3-4	Williams	CASCARELLA	33,000		Roosevelt
1938	April 18 vs. PHI	W12-8	FERRELL	Williams	29,000		Roosevelt
1939	April 20 at PHI	L0-2	Caster	DESHONG	7,000		—
DECADE OPENING DAY RECORD: 6-4							
1940	April 16 vs. BOS	L0-1	Grove	LEONARD	31,000		Roosevelt
1941	April 14 vs. NYY	L0-3	Russo	LEONARD	32,000		Roosevelt
1942	April 14 vs. NYY	L0-7	Ruffing	HUDSON	31,000		VP Wallace
1943	April 20 vs. PHI	W7-5	CARRASQUEL	Christopher	25,093		—
1944	April 18 vs. PHI	L2-3	Berry	CANDINI	27,000		VP Wallace
1945	April 17 at PHI	W14-8	LEONARD	Newsom	7,846		—
1946	April 16 vs. BOS	L3-6	Hughson	WOLFF	30,372		Truman
1947	April 15 at BOS	L6-7	Dorish	WYNN	30,822		—
1948	April 19 vs. NYY	L4-12	Reynolds	WYNN	31,728		Truman
1949	April 18 vs. PHI	W3-2	SCARBOROUGH	Fowler	26,000		Truman
DECADE OPENING DAY RECORD: 3-7							
HALF CENTURY OPENING-DAY RECORD: 25-24							

[NOTE: ALL OPPONENTS LISTED IN AMERICAN LEAGUE]							FIRST PITCH
YEAR	DATE/SITE/OPPONENT	RESULT	WP	LP	ATT.	U.S. PRESIDENT	
1950	April 18 vs. PHI	W8-7	SCARBOROUGH	Scheib	29,320	Truman	
1951	April 17 at PHI	W6-1	MARRERO	Schantz	8,285	—	
1952	April 15 vs. BOS	L0-3	Parnell	PORTERFIELD	25,869	Truman	
1953	April 16 vs. NYY	L3-6	Sain	PORTERFIELD	25,112	Eisenhower	
1954	April 13 vs. NYY	W5-3	DIXON	Reynolds	27,160	Eisenhower	
1955	April 11 vs. BAL	W12-5	PORTERFIELD	Kretlow	26,634	Eisenhower	
1956	April 17 vs. NYY	L4-10	Larsen	PASCUAL	27,837	Eisenhower	
1957	April 15 vs. BAL	L6-7	Loes	PASCUAL	23,872	Eisenhower	
1958	April 14 vs. BOS	W5-2	RAMOS	Sullivan	26,675	Eisenhower	
1959	April 9 vs. BAL	W9-2	RAMOS	Harshman	26,850	VP Nixon	

DECADE OPENING DAY RECORD: 6-4						
1960	April 18 vs. BOS	W10-1	PASCUAL	Sturdivant	28,327	Eisenhower
1961	April 10 vs. CWS	L3-4	Baumann	DONOVAN	26,725	Kennedy
1962	April 9 vs. DET	W4-1	DANIELS	Mossi	44,383	Kennedy
1963	April 8 vs. BAL	L1-3	Barber	RUDOLPH	43,022	Kennedy
1964	April 13 vs. LAA	L0-4	McBride	OSTEEN	40,145	Johnson
1965	April 12 vs. BOS	L2-7	Monbouquette	ORTEGA	43,554	Johnson
1966	April 11 vs. CLE	L2-5	McDowell	RICHART	44,468	VP Humphrey
1967	April 10 vs. NYY	L0-8	Stottlemyre	RICHART	44,382	Johnson
1968	April 10 vs. MIN	L0-2	Chance	PASCUAL	32,063	VP Humphrey
1969	April 7 vs. NYY	L4-8	Stottlemyre	PASCUAL	45,113	Nixon

DECADE OPENING DAY RECORD: 2-8						
1970	April 6 vs. DET	L0-5	Lolich	BOSMAN	45,015	—
1971	April 5 vs. OAK	W8-0	BOSMAN	Blue	45,061	—

DECADE OPENING DAY RECORD: 1-1						
1972-2004 *** NO MAJOR LEAGUE BASEBALL TEAM IN WASHINGTON, D.C. ***						
2005	April 4 at PHI	L4-8	Lieber	HERNANDEZ	44,080	—
2006	April 3 at NYM	L2-3	Glavine	HERNANDEZ	54,371	—
2007	April 2 vs. FLA	L2-9	Willis	PATTERSON	40,389	—
2008	March 30 vs. ATL	W3-2	RAUCH	Moylan	39,389	Bush
2009	April 6 at FLA	L6-12	Nolasco	LANNAN	34,323	—

DECADE OPENING DAY RECORD: 1-4						
2010	April 5 vs. PHI	L1-11	Halladay	LANNAN	41,290	Obama
2011	March 31 vs. ATL	L0-2	Lowe	HERNANDEZ	39,055	—
2012	April 5 at CHI	W2-1	CLIPPARD	Marmol	41,176	—
2013	April 1 vs. MIA	W2-0	STRASBURG	Nolasco	45,274	—
2014	March 31 at NYM	W9-7	BARRETT	Familia	42,442	—
2015	April 6 vs. NYM	L1-3	Colon	SCHERZER	42,295	—
2016	April 4 at ATL	W4-3	TREINEN	O'Flaherty	48,282	—
2017	April 3 vs. MIA	W4-2	STRASBURG	Phelps	42,744	—
2018	March 30 at CIN	W2-0	SCHERZER	Bailey	43,878	—
2019	March 28 vs. NYM	L0-2	deGrom	SCHERZER	42,263	—

DECADE OPENING DAY RECORD: 6-4						
2020	July 23 vs. NYY	L1-4	Cole	SCHERZER	0	—
2021	April 6 vs. ATL	W6-5	HUDSON	Smyly	4,801	—
2022	April 7 vs. NYM	L5-1	Megill	CORBIN	35,052	—
2023	March 30 vs. ATL	L7-2	Luetge	CORBIN	35,756	—
2024	March 28 at CIN	L8-2	Montas	GRAY	44,030	—

DECADE OPENING DAY RECORD: 1-4						
--------------------------------	--	--	--	--	--	--

BASEBALL IN WASHINGTON, D.C. OPENING-DAY RECORD: 42-49 (.462)						
---------------------------------------------------------------	--	--	--	--	--	--

WASHINGTON, D.C. HOME OPENERS WHEN SEASON BEGAN ON THE ROAD							FIRST PITCH
YEAR	DATE/SITE/OPPONENT	RESULT	WP	LP	ATT.	U.S. PRESIDENT	
1901	April 29 vs. BAL	W5-2	CARRICK	McGinnity	10,000	—	
1908	April 22 vs. BOS	L3-5	Winter	SMITH	10,000	—	
1912	April 19 vs. PHI	W6-0	JOHNSON	Brown	9,000	VP Sherman	
1914	April 23 vs. BOS	L0-5	R.Johnson	W.JOHNSON	18,000	—	
1916	April 20 vs. NYY	W12-4	JOHNSON	Keating	12,000	Wilson	
1917	April 20 vs. PHI	L4-6	Johnson	GALLIA	7,000	VP Marshall	
1920	April 22 vs. BOS	W8-5	ERICKSON	Karr	16,000	VP Marshall	
1923	April 26 vs. PHI	W2-1	ZACHARY	Harris	22,000	Harding	
1925	April 22 vs. NYY	W10-1	JOHNSON	Shocker	35,000	Coolidge	
1934	April 24 vs. BOS	L0-5	Welch	RUSSELL	25,000	Roosevelt	
1939	April 21 vs. NYY	L3-6	Gomez	KRAKAUSKAS	32,000	VP Garner	
1945	April 20 vs. NYY	L3-6	Bevens	HAEFNER	24,494	—	
1947	April 18 vs. NYY	L0-7	Reynolds	NEWSOM	28,579	*Truman	
1951	April 20 vs. NYY	W5-3	CONSUEGRA	Byrne	27,331	Truman	
2005	April 14 vs. ARI	W5-3	HERNANDEZ	Vazquez	43,861	George W. Bush	
2006	April 11 vs. NYM	L1-7	Bannister	ORTIZ	40,530	VP Cheney	
2009	April 13 vs. PHI	L8-9	Moyer	RIVERA	40,386	—	
2012	April 12 vs. CIN	W3-2	STAMMEN	Simon	40,907	—	
2014	April 4 vs. ATL	L1-2	Avilan	CLIPPARD	42,834	—	
2016	April 7 vs. MIA	L4-6	Phelps	ROARK	41,650	—	
2018	April 5 vs. NYM	L2-8	deGrom	STRASBURG	42,477	—	
2024	April 1 vs. PIT	L8-4	Contreras	GARCIA	40,405	—	

BASEBALL IN WASHINGTON, D.C. RECORD IN HOME OPENERS WHEN SEASON BEGAN ON ROAD: 9-13 (.409)						
--------------------------------------------------------------------------------------------	--	--	--	--	--	--

\*Truman threw one ball right-handed and one left-handed.

WASHINGTON SENATORS YEAR-BY-YEAR

YEAR	WINS	LOSSES	PCT.	DIVISION FINISH	GB/GA	ATTENDANCE	MANAGER(S)
1901	61	72	.459	6	-20.5	161,661	Jim Manning
1902	61	75	.449	6	-22.0	188,158	Tom Loftus
1903	43	94	.314	8	-47.5	128,878	Tom Loftus
1904	38	113	.251	8	-55.5	131,744	Malachi Kittridge
1905	64	87	.421	7	-29.5		Patsy Donovan
1906	55	95	.367	7	-37.5	252,027	Jake Stahl
1907	49	102	.325	8	-43.5	129,903	Jake Stahl
1908	67	85	.441	7	-22.5	221,929	Joe Cantillon
1909	42	110	.276	8	-56.0	264,252	Joe Cantillon
1910	66	85	.437	7	-36.5	205,199	Joe Cantillon
1911	64	90	.416	7	-38.5	254,591	Jimmy McAleer
1912	91	61	.599	2	-14.0	244,884	Jimmy McAleer
1913	90	64	.584	2	-6.5	350,663	Clark Griffith
1914	81	73	.526	3	-19.0	325,831	Clark Griffith
1915	85	68	.556	4	-17.0	243,888	Clark Griffith
1916	76	77	.497	7	-14.5	167,332	Clark Griffith
1917	74	79	.484	5	-25.5	177,265	Clark Griffith
1918	72	56	.563	3	-4.0	89,682	Clark Griffith
1919	56	84	.400	7	-32.0	182,122	Clark Griffith
1920	68	84	.447	6	-29.0	234,096	Clark Griffith
1921	80	73	.523	4	-18.0	359,260	Clark Griffith
1922	69	85	.448	6	-25.0	456,069	George McBride
1923	75	78	.490	4	-23.5	458,552	Clyde Milan
1924	92	62	.597	1	+2.0	357,406	Donie Bush
1925	96	55	.636	1	+8.5	584,310	Bucky Harris
1926	81	69	.540	4	-8.0	817,199	Bucky Harris
1927	85	69	.552	3	-25.0	551,580	Bucky Harris
1928	75	79	.487	4	-26.0	528,976	Bucky Harris
1929	71	81	.467	5	-8.0	378,501	Bucky Harris
1930	94	60	.610	2	-8.0	355,506	Walter Johnson
1931	92	62	.597	3	-16.0	614,474	Walter Johnson
1932	93	61	.604	3	-14.0	492,657	Walter Johnson
1933	99	53	.651	1	+7.0	371,396	Walter Johnson
1934	66	86	.434	7	-34.0	437,533	Joe Cronin
1935	67	86	.438	6	-27.0	330,074	Joe Cronin
1936	82	71	.536	4	-20.0	255,011	Bucky Harris
1937	73	80	.477	6	-28.5	379,799	Bucky Harris
1938	75	76	.497	5	-23.5	397,799	Bucky Harris
1939	65	87	.428	6	-41.5	522,694	Bucky Harris
1940	64	90	.416	7	-26.0	339,257	Bucky Harris
1941	70	84	.455	7	-31.0	381,241	Bucky Harris
1942	62	89	.357	7	-39.5	415,663	Bucky Harris
1943	84	69	.549	2	-13.5	403,493	Bucky Harris
1944	64	90	.416	8	-23.5	574,694	Ossie Bluege
1945	87	67	.562	2	-1.5	525,235	Ossie Bluege
1946	76	78	.494	4	-28.0	652,660	Ossie Bluege
1947	64	90	.416	7	-33.0	1,027,216	Ossie Bluege
1948	56	97	.366	7	-40.0	850,758	Ossie Bluege
1949	50	104	.325	8	-7.0	795,254	Joe Kuhel
1950	67	87	.435	5	-31.0	770,745	Joe Kuhel
1951	62	92	.403	7	-36.0	699,697	Bucky Harris
1952	78	76	.506	5	-17.0	695,167	Bucky Harris
1953	76	76	.500	5	-23.5	699,457	Bucky Harris
1954	66	88	.429	6	-45.0	595,594	Bucky Harris
1955	53	101	.344	8	-43.0	503,542	Bucky Harris
1956	59	95	.383	7	-38.0	425,238	Chuck Dressen
1957	55	99	.357	8	-43.0	431,647	Chuck Dressen
1958	61	93	.396	8	-31.0	457,079	Chuck Dressen
1959	63	91	.409	8	-31.0	475,288	Cookie Lavagetto
1960	73	81	.474	5	-24.0	615,372	Cookie Lavagetto
1961*	61	100	.379	10	-47.5	743,404	Cookie Lavagetto
1962*	60	101	.373	10	-35.5	597,287	Mickey Vernon
1963*	56	106	.346	10	-48.5	729,775	Mickey Vernon
					-37.0	535,604	Mickey Vernon
					-32.0		Eddie Yost
					-25.5		Gil Hodges
1964*	62	100	.383	9	-15.5	600,106	Gil Hodges
1965*	70	92	.432	8	-37.5	560,083	Gil Hodges
1966*	71	88	.446	8	-25.5	576,260	Gil Hodges
1967*	76	85	.472	7	-15.5	770,868	Gil Hodges
1968*	65	96	.403	10	-37.5	546,661	Jim Lemon
1969*	86	76	.530	4E	-23.0	918,106	Ted Williams
1970*	70	92	.432	6E	-38.0	824,789	Ted Williams
1971*	63	96	.396	5E	-38.5	655,156	Ted Williams

\* — Expansion Washington Senators, as the original Nationals/Senators franchise had moved to Minnesota for the 1961 season.



## SENATORS AL ALL-STARS

PLAYER (POSITION)	YEARS
Bob Allison (OF).....	1959
Ossie Bluege (3B).....	1935
Rocky Bridges (SS).....	1958
Paul Casanova (C).....	1967
George Case (OF).....	1939, '43, '44
Ben Chapman (OF).....	1936
Joe Cronin (SS).....	1953, '34
Al Crowder (RHP).....	1933
Dick Donovan (RHP).....	1961
Jake Early (C).....	1943
Rick Ferrell (C).....	1937, '38, '44
Wes Ferrell (RHP).....	1937
Chuck Hinton (OF).....	1964
Frank Howard (OF).....	1968-71
Sid Hudson (RHP).....	1941, '42
Jackie Jensen (OF).....	1952
Bob Johnson (OF).....	1943
Harmon Killebrew (3B).....	1959
Darold Knowles (LHP).....	1969
Jim Lemon (OF).....	1960
Don Leppert (C).....	1963
Buddy Lewis (OF/3B).....	1938, '47
Dutch Leonard (RHP).....	1940, '43, '44
Heinie Manush (OF).....	1934
Connie Marrero (RHP).....	1951
Walter Masterson (RHP).....	1947, '48
Cass Michaels (2B).....	1950
Buddy Myer (2B).....	1935, '37
Camilo Pascual (RHP).....	1959, '60
Bob Porterfield (RHP).....	1954
Pedro Ramos (RHP).....	1959
Pete Richert (LHP).....	1965, '66
Eddie Robinson (1B).....	1949
Jack Russell (RHP).....	1934
Roy Sievers (1B).....	1956, '57, '59
Stan Spence (OF).....	1942, '44, '46, '47
Dave Stenhouse (RHP).....	1962
Dean Stone (LHP).....	1954
Cecil Travis (3B).....	1937, '40, '41
Mickey Vernon (1B).....	1946, '48, '53, '54, '55
Early Wynn (RHP).....	1947
Ed Yost (3B).....	1952

**NOTE:** Joe Cronin managed the AL All-Star Team in 1934

## SENATORS AL MOST VALUABLE PLAYER

YEAR	PLAYER	STATS
1913	Walter Johnson.....	36-7, 1.14 ERA, 243 SO
1924	Walter Johnson.....	23-7, 2.72 ERA, 158 SO
1925	Roger Peckinpaugh.....	294-4-64, 13 SB

## SENATORS AL ROOKIE OF THE YEAR

YEAR	PLAYER	STATS
1958	Albie Pearson.....	.275-3-33
1959	Bob Allison.....	.261-30-85

## SENATORS RAWLINGS GOLD GLOVES

YEAR	PLAYER	POSITION
1960	Earl Battey.....	C

## SENATORS 20-GAME WINNERS

YEAR	PITCHER	RECORD
1910	Walter Johnson.....	25-17
1911	Walter Johnson.....	25-13
1912	Walter Johnson.....	32-12
	Bob Groom.....	24-13
1913	Walter Johnson.....	*36-7
1914	Walter Johnson.....	*28-18
1915	Walter Johnson.....	*27-13
1916	Walter Johnson.....	*25-19
1917	Walter Johnson.....	23-16
1918	Walter Johnson.....	*23-13
1919	Walter Johnson.....	20-14
1924	Walter Johnson.....	*23-17
1925	Walter Johnson.....	20-7
	Stan Coveleski.....	20-5
1932	Al Crowder.....	*26-13
	Monte Weaver.....	22-10
1933	Al Crowder.....	*24-15
	Earl Whitehill.....	22-8
1939	Dutch Leonard.....	20-8
1945	Roger Wolff.....	20-10
1953	Bob Porterfield.....	*22-10

\* — Led AL in wins

## SENATORS BATTING CHAMPIONS

YEAR	PLAYER	BATTING AVERAGE
1902	Ed Delahanty.....	.376
1928	Goose Goslin.....	.379
1935	Buddy Myer.....	.349
1946	Mickey Vernon.....	.353
1953	Mickey Vernon.....	.337

## SENATORS HOME RUN CHAMPIONS

YEAR	PLAYER	HOME RUNS
1957	Roy Sievers.....	42
1959	Harmon Killebrew.....	*42
1968	Frank Howard.....	44
1970	Frank Howard.....	44

\* — Tied CLE's Rocky Colavito for AL lead

## SENATORS RBI CHAMPIONS

YEAR	PLAYER	RBI
1924	Goose Goslin.....	129
1957	Roy Sievers.....	114
1970	Frank Howard.....	140

## SENATORS STOLEN BASE CHAMPIONS

YEAR	PLAYER	STOLEN BASES
1906	John Anderson.....	*39
1912	Clyde Milan.....	88
1913	Clyde Milan.....	74
1920	Sam Rice.....	63
1937	Ben Chapman.....	**35
1939	George Case.....	51
1940	George Case.....	35
1941	George Case.....	33
1942	George Case.....	44
1943	George Case.....	61

\* — Tied CLE's Elmer Flick

\*\* — Played for both WAS and BOS, tied PHR's Bill Werber

WASHINGTON, D.C. AND THE WORLD SERIES (PAGES 9-12 FOR DETAILED LOOK AT 2019 WORLD SERIES)

Washington, D.C. has hosted four World Series, with the original Washington (AL) Nationals claiming the 1924 World Championship and the 2019 Washington Nationals winning the 2019 World Series. Washington needed seven games to top heavy favorites in both Fall Classics. The 1924 New York Giants were appearing in their eighth World Series in 14 seasons and were managed by John McGraw. The Nationals won despite Walter Johnson losing each of his first two starts. However, Washington won, 4-3, in 12 innings as Johnson came out of the bullpen to earn the win in Game 7. The 1924 World Series remains the second of only five World Series to be decided in extra innings of the decisive seventh game.

The Washington (AL) Nationals would go on to play in two more Fall Classics, losing both. As defending World Champions in 1925, the Nationals won 92 games and claimed another AL Pennant, but lost to Pittsburgh in seven games. The Pirates topped the Nationals, 9-7, in Game 7 as Walter Johnson squandered a 4-0 lead after the first inning and eventually suffered the loss. The New York Giants provided payback for the 1924 Series by claiming the 1933 World Series over the AL Nationals in five games.

1924 WORLD SERIES — WASHINGTON TOPS NEW YORK GIANTS IN 7 GAMES

Game 1/Oct. 4, 1924/Griffith Stadium	1	2	3	4	5	6	7	8	9	10	11	12	R	H	E
NEW YORK GIANTS	0	1	0	1	0	0	0	0	0	0	0	2	4	14	1
WASHINGTON (AL) NATIONALS	0	0	0	0	0	1	0	0	1	0	0	1	3	10	1
PITCHERS: NYG - Nehf; WSH - Johnson															
WP - Nehf LP - Johnson SAVE - none															
HOME RUNS: NYG - Kelly, Terry; WSH - none															
ATTENDANCE: 35,760															

Game 2/Oct. 5, 1924/Griffith Stadium	1	2	3	4	5	6	7	8	9		R	H	E
NEW YORK GIANTS	0	0	0	0	0	0	1	0	2		3	6	0
WASHINGTON (AL) NATIONALS	2	0	0	0	1	0	0	0	1		4	6	1
PITCHERS: NYG - Bentley; WSH - Zachary, Marberry (9)													
WP - Zachary LP - Bentley SAVE - none													
HOME RUNS: NYG - none; WSH - Goslin, Harris													
ATTENDANCE: 35,922													

Game 3/Oct. 6, 1924/Polo Grounds	1	2	3	4	5	6	7	8	9		R	H	E
WASHINGTON (AL) NATIONALS	0	0	0	2	0	0	0	1	1		4	9	2
NEW YORK GIANTS	0	2	1	1	0	1	0	1	X		6	12	0
PITCHERS: WSH - Marberry, Russell (4), Martina (7), Speece (8); NYG - McQuillan, Ryan (4), Jonnard (9), Watson (9)													
WP - McQuillan LP - Marberry SAVE - none													
HOME RUNS: WSH - none; NYG - Ryan													
ATTENDANCE: 47,608													

Game 4/Oct. 7, 1924/Polo Grounds	1	2	3	4	5	6	7	8	9		R	H	E
WASHINGTON (AL) NATIONALS	0	0	3	0	2	0	0	2	0		7	13	3
NEW YORK GIANTS	0	0	1	1	0	1	0	1	X		4	6	1
PITCHERS: WSH - Mogridge, Marberry (8); NYG - Barnes, Baldwin (6), Dean (8)													
WP - Mogridge LP - Barnes SAVE - none													
HOME RUNS: WSH - Goslin; NYG - none													
ATTENDANCE: 49,243													

Game 5/Oct. 8, 1924/Polo Grounds	1	2	3	4	5	6	7	8	9		R	H	E
WASHINGTON (AL) NATIONALS	0	0	0	1	0	0	0	1	0		2	9	1
NEW YORK GIANTS	0	0	1	0	2	0	0	3	X		6	13	0
PITCHERS: WSH - Johnson; NYG - Bentley, McQuillan (8)													
WP - Bentley LP - Johnson SAVE - none													
HOME RUNS: WSH - Goslin; NYG - Bentley													
ATTENDANCE: 49,211													

Game 6/Oct. 9, 1924/Griffith Stadium	1	2	3	4	5	6	7	8	9		R	H	E
NEW YORK GIANTS	1	0	0	0	0	0	0	0	0		1	7	1
WASHINGTON (AL) NATIONALS	0	0	0	0	2	0	0	0	X		2	4	0
PITCHERS: NYG - Nehf, Ryan (8); WSH - Zachary													
WP - Zachary LP - Nehf SAVE - none													
HOME RUNS: NYG - none; WSH - none													
ATTENDANCE: 34,254													

Game 7/Oct. 10, 1924/Griffith Stadium	1	2	3	4	5	6	7	8	9	10	11	12	R	H	E
NEW YORK GIANTS	0	0	0	0	0	3	0	0	0	0	0	0	3	8	3
WASHINGTON (AL) NATIONALS	0	0	0	1	0	0	0	2	0	0	0	1	4	10	4
PITCHERS: NYG - Barnes, Nehf (8), McQuillan (9), Bentley (11); WSH - Ogden, Mogridge (1), Marberry (6), Johnson (9)															
WP - Johnson LP - Bentley SAVE - none															
HOME RUNS: NYG - none; WSH - Harris															
ATTENDANCE: 31,667															

POSTSEASON HISTORY (AL NATIONALS)

**1924** The **AL Nationals** claim their first of three AL pennants and lone World Championship. The AL Nationals finished the regular season with a 92-62 (.597) mark and a 2.0-game lead over the second-place Yankees (89-63). The AL Nationals won a memorable seven-game World Series over the heavily favored New York Giants, who were competing in their eighth Fall Classic in 14 seasons. The series is best remembered for Game 7. The Giants led, 3-1, in the eighth, but Freddie Lindstrom's critical error on a routine grounder allowed the AL Nationals to send the game to extra innings. Washington won, 4-3, in 12 innings with Walter Johnson earning the win with 4.0 scoreless innings of relief. Earl McNeely's RBI double with one out in the 12th plated Muddy Reul, who had doubled earlier in the decisive inning that included a pair of Giants errors. While pitching in a starting role, Walter Johnson took the loss in both Game 1 and Game 5. Three of Washington's four wins in the Fall Classic were of the one-run variety. The 1924 World Series remains one of only five World Series to be decided in extra innings of the decisive seventh game.



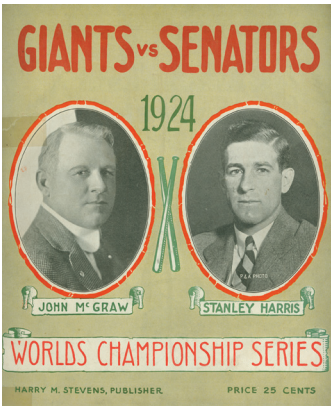
1924 WORLD SERIES (Home team in BOLD CAPS)	TEAM INFO
GM1: Nyg 4, <b>WSH</b> 3; WP-Nelf, LP-Johnson, SV-None; ATT: 35,760	Manager: Bucky Harris
GM2: Nyg 3, <b>WSH</b> 4; WP-Zachary, LP-Bentley, SV-Marberry; ATT: 35,922	Final Record: 92-62 (.597)
GM3: Wsh 4, <b>NYG</b> 6; WP-McQuillan, LP-Marberry, SV-Watson; ATT: 47,608	Clinch Date: September 29
GM4: Wsh 7, <b>NYG</b> 4; WP-Mogridge, LP-Barnes, SV-Marberry; ATT: 49,243	2nd Place: Yankees (2.0 GB)
GM5: Wsh 2, <b>NYG</b> 6; WP-Bentley, LP-Johnson, SV-McQuillan; ATT: 49,211	Finish: World Champs (Giants, 7 games)
GM6: Nyg 1, <b>WSH</b> 2; WP-Zachary, LP-Nehf, SV-None; ATT: 34,254	
GM7: Nyg 3, <b>WSH</b> 4; WP-Johnson, LP-Bentley, SV-None; ATT: 31,667	

**1925** As defending World Champions in 1925, the **AL Nationals** won 92 games and claimed another AL flag, but lost to Pittsburgh in a seven-game Fall Classic. The Pirates topped the Nationals, 9-7, in Game 7 as Walter Johnson and the AL Nationals squandered a 4-0 first-inning lead and eventually suffered the loss. In Game 3, Sam Rice made the most intriguing catch in World Series history. Rice was patrolling Griffith Stadium's right field for the AL Nationals when, in the eighth inning, he made a dynamic catch of a would-be Earl Smith game-tying homer. Rice toppled over the fence in doing so and disappeared from sight. When Rice reappeared and showed the ball, umpires ruled he had successfully made the catch. Following the game, Rice was coy about the catch and penned a letter that was opened only after his death in 1974. The letter simply said, "at no time did I lose possession of the ball."

1925 WORLD SERIES (Home team in BOLD CAPS)	TEAM INFO
GM1: Wsh 4, <b>PIT</b> 1; WP-Johnson, LP-Meadows, SV-None; ATT: 41,723	Manager: Bucky Harris
GM2: Wsh 2, <b>PIT</b> 3; WP-Aldridge, LP-Coveleski, SV-None; ATT: 43,364	Final Record: 96-55 (.636)
GM3: Pit 3, <b>WSH</b> 4; WP-Ferguson, LP-Kremer, SV-Marberry; ATT: 36,495	Clinch Date: September 24
GM4: Pit 0, <b>WSH</b> 4; WP-Johnson, LP-Yde, SV-None; ATT: 38,701	2nd Place: Athletics (8.5 GB)
GM5: Pit 6, <b>WSH</b> 3; WP-Aldridge, LP-Coveleski, SV-None; ATT: 35,899	Finish: American League Champs (Pirates, 7 games)
GM6: Wsh 2, <b>PIT</b> 3; WP-Kremer, LP-Ferguson, SV-None; ATT: 43,810	
GM7: Wsh 7, <b>PIT</b> 9; WP-Kremer, LP-Johnson, SV-Oldham; ATT: 42,856	

**1933** The '33 **AL Nationals** earned a Postseason berth, going an MLB-best 99-53 (.651) and claiming the AL Championship by 7.0 games over the 91-win Yankees. Washington's pitching staff included a pair of 20-game winners: General Crowder (24 wins) and Earl Whitehill (22). However, the heavily favored AL Nationals struggled offensively in the Fall Classic, plating two or fewer runs thrice and hitting a collective .214 with just two home runs in five games. Mel Ott's solo shot in the top of the 10th snapped a 3-3 tie as the Giants claimed both Game 5 and the World Championship.

1933 WORLD SERIES (Home team in BOLD CAPS)	TEAM INFO
GM1: Wsh 2, <b>NYG</b> 4; WP-Hubbell, LP-Stewart, SV-None; ATT: 46,672	Manager: Joe Cronin
GM2: Wsh 1, <b>NYG</b> 6; WP-Schumacher, LP-Crowder, SV-None; ATT: 35,461	Final Record: 99-53 (.651)
GM3: Nyg 0, <b>WSH</b> 4; WP-Whitehill, LP-Fitzsimmons, SV-None; ATT: 25,727	Clinch Date: September 21
GM4: Nyg 2, <b>WSH</b> 1; WP-Hubbell, LP-Weaver, SV-None; ATT: 26,762	2nd Place: Yankees (7.0 GB)
GM5: Nyg 4, <b>WSH</b> 3; WP-Luque, LP-Russell, SV-None; ATT: 28,454	Finish: American League Champs (Giants, 5 games)



Courtesy of the National Baseball Hall of Fame and Museum in Cooperstown, New York



POSTSEASON HISTORY (EXPOS/NATIONALS)

**1981** In a season marred by a six-plus week labor stoppage, the **Montreal Expos** record a 30-23 (.566) mark in the season's second half to earn Montreal's lone Postseason berth in 36 National League seasons. The Expos finished 0.5-game ahead of the Cardinals in the second-half standings (Montreal played one extra game). Montreal matched up against the Phillies in the NLDS and won a decisive Game 5 as Steve Rogers tossed a six-hit shutout to outperform Steve Carlton for the second time in the series. The Expos' dreams of hosting the first World Series games outside of the United States were dashed, however, as Rick Monday hit a ninth-inning solo shot off Rogers to provide the Dodgers a 2-1 win in Game 5 of the NLCS. To this day, October 19 is still referred to as "Blue Monday" in Montreal.

1981 NLDS (Home team in BOLD CAPS)	TEAM INFO
GM1: Phi 1, <b>MON</b> 3; WP-Rogers, LP-Carlton, Save-Readon; ATT: 34,237 GM2: Phi 1, <b>MON</b> 6; WP-Gullickson, LP-Ruthven, Save-Readon; ATT: 45,896 GM3: Mon 2, <b>PHI</b> 6; WP-Christenson, LP-Burris, Save-None; ATT: 36,835 GM4: Mon 5, <b>PHI</b> 6; WP-McGraw, LP-Readon, Save-None; ATT: 38,818 GM5: Mon 3, <b>PHI</b> 0; WP-Rogers, LP-Carlton, Save-None; ATT: 47,384	<b>Manager:</b> Dick Williams <b>Final Record:</b> 60-48 (.556) <b>Clinch Date:</b> October 3 <b>2nd Place:</b> Cardinals (0.5 GB) <b>Finish:</b> National League Championship Series (Dodgers, 5 games)

1981 NLCS (Home team in BOLD CAPS)
GM1: Mon 1, <b>LAD</b> 5; WP-Hooten, LP-Gullickson, Save-None; ATT: 51,273 GM2: Mon 3, <b>LAD</b> 0; WP-Burris, LP-Valenzuela, Save-None; ATT: 53,463 GM3: Lad 1, <b>MON</b> 4; WP-Rogers, LP-Reuss, Save-None; ATT: 54,372 GM4: Lad 7, <b>MON</b> 1; WP-Hooten, LP-Gullickson, Save-None; ATT: 54,499 GM5: Lad 2, <b>MON</b> 1; WP-Valenzuela, LP-Rogers, Save-Welch; ATT: 36,491

**2012** Eight years after landing in D.C., the **Washington Nationals** claimed their first Postseason berth by winning the NL East with a 98-64 record. En route to posting the 98 victories and the best winning percentage (.605) in MLB, the Nationals became the first baseball team representing the nation's capital to reach the Postseason since the AL Nationals won the American League pennant in 1953. In the NLDS, the Nationals squared off against the defending World Champion St. Louis Cardinals, who survived MLB's first one-game Wild Card playoff game at Turner Field thanks to a controversial infield fly ruling. Washington stole Game 1 behind rookie Tyler Moore's two-run pinch-hit single, which erased a 2-1 deficit with two outs in the eighth inning. The October-tested Cardinals rebounded in Games 2 and 3 with resounding victories. Game 4 rendered one of the great Postseason games in D.C. history when, with the game tied 1-1, Jayson Werth led off the bottom of the ninth with a game-ending homer that came on the 13th pitch of his epic at-bat. The collective euphoria following Werth's bolt evaporated just 24 hours later as the Nationals squandered 6-0 (after three innings) and 7-5 (after eight innings) leads before losing the decisive contest, 9-7.

2012 NLDS (Home team in BOLD CAPS)	TEAM INFO
GM1: Wsh 3, <b>STL</b> 2; WP-Matthews, LP-Boggs, Save-Storen; ATT: 47,078 GM2: Wsh 4, <b>STL</b> 12; WP-Lynn, LP-Zimmermann, Save-None; ATT: 45,840 GM3: Stl 8, <b>WSH</b> 0; WP-Carpenter, LP-Jackson, Save-None; ATT: 45,017 GM4: Stl 1, <b>WSH</b> 2; WP-Storen, LP-Lynn, Save-None; ATT: 44,392 GM5: Stl 9, <b>WSH</b> 7; WP-Motte, LP-Storen, Save-None; ATT: 45,966	<b>Manager:</b> Davey Johnson <b>Final Record:</b> 98-64 (.605) <b>Clinch Date:</b> October 1 <b>2nd Place:</b> Braves (4.0 GB) <b>Finish:</b> National League Division Series (Cardinals, 5 games)

**2014** For the second time in three years, the **Washington Nationals** were crowned National League East Division champions, recording the best record in the National League at 96-66. The Nationals finished the season 17.0 games ahead of the second-place Braves and Mets. In the NLDS, Washington faced off against San Francisco, who survived a one-game Wild Card playoff, topping Pittsburgh in the Steel City. The Nationals dropped the first two games at home, including an 18-inning affair that would turn out to be the longest Postseason game in MLB history at the time. Brandon Belt's solo home run in the 18th gave the Giants the 2-1 lead for good. Washington won Game 3 thanks to a three-run seventh inning in which they plated two runs on a throwing error by Madison Bumgarner. In Game 4, the Giants scored the eventual go-ahead run in the seventh inning when Aaron Barrett's 2-1 pitch skipped away from Wilson Ramos, allowing Joe Panik to score. Bryce Harper clubbed three home runs in the series, giving him four career Postseason homers before the age of 22, joining Andruw Jones, Miguel Cabrera and Mickey Mantle as the only players in baseball history to do so.

2014 NLDS (Home team in BOLD CAPS)	TEAM INFO
GM1: Sfg 3, <b>WSH</b> 2; WP-Peavy, LP-Strasburg, Save-Casilla; ATT: 44,035 GM2: Sfg 2, <b>WSH</b> 1; WP-Petit, LP-Roark, Save-Strickland; ATT: 44,035 GM3: Wsh 4, <b>SFG</b> 1; WP-Fister, LP-Bumgarner, Save-None; ATT: 43,627 GM4: Wsh 2, <b>SFG</b> 3; WP-Strickland, LP-Thornton, Save-Casilla; ATT: 43,464	<b>Manager:</b> Matt Williams <b>Final Record:</b> 96-66 (.593) <b>Clinch Date:</b> September 16 <b>2nd Place:</b> Braves/Mets (16.0 GB) <b>Finish:</b> National League Division Series (Giants, 4 games)

**2016** In his first season at the helm, Dusty Baker led the **Washington Nationals** to their third National League East Division title in the last five years. The 2016 Nationals did so with a balanced attack and a steady approach, with an average of 15.8 wins per month and a 95-67 (.586) final regular-season record, the second-best mark in the National League (Chicago Cubs: 103-58, .640) and tied with the Texas Rangers for the second-best record in Major League Baseball. Washington faced off against the National League West Division champion Los Angeles Dodgers in the NLDS. Jose Lobaton's three-run home run in the fourth inning of Game 2 propelled the Nationals to the 5-2 win, evening the series, 1-1. In Game 3, Washington scored four runs in both the third and ninth innings to take control of the series with an 8-3 win. In Game 4, Postseason veteran Chase Utley capped a back-and-forth affair with an RBI-single in the bottom of the eighth to put the Dodgers ahead, 5-4, and in Game 5, Kenley Jansen (21 IP, H, 4 BB, 4 SO) and Clayton Kershaw (SV, 0.2 IP, SO) came out of the bullpen to shut down the Nationals in the final three innings and claim the series. Daniel Murphy reached base safely in every game of the NLDS, running his streak to 19 straight Postseason games. The 19-game Postseason on-base streak is the second-longest to start a Postseason career in MLB history behind Boog Powell (25 games, 1966-71).

2016 NLDS (Home team in BOLD CAPS)	TEAM INFO
GM1: Lad 4, <b>WSH</b> 3; WP-Kershaw, LP-Scherzer, Save-Jansen; ATT: 43,915 GM2: Lad 2, <b>WSH</b> 5; WP-Treinen, LP-Hill, Save-Melancon; ATT: 43,826 GM3: Wsh 8, <b>LAD</b> 3; WP-Solis, LP-Maeda, Save-None; ATT: 53,901 GM4: Wsh 5, <b>LAD</b> 6; WP-Blanton, LP-Treinen, Save-Jansen; ATT: 49,617 GM5: Lad 4, <b>WSH</b> 3; WP-Urías, LP-Rzepczynski, Save-Kershaw; ATT: 43,936	<b>Manager:</b> Dusty Baker <b>Final Record:</b> 95-67 (.586) <b>Clinch Date:</b> September 24 <b>2nd Place:</b> Mets (8.0 GB) <b>Finish:</b> National League Division Series (Dodgers, 5 games)

**2017** The **Washington Nationals** claimed their second consecutive National League East title and fourth in the last six years. Their 97-65 (.599) regular-season record was the second-best mark in the National League (Los Angeles Dodgers: 104-58, .642) and the fourth-best record in all of Major League Baseball. At 50-31 (.617), the Nationals owned the best road record in the NL, as well as a new franchise record (Nationals/Expos) for road wins in a single season (50). The 50 road wins were the most for any National League team since the 2011 Philadelphia Phillies also went 50-31. Washington took over sole possession of first on April 18 and did not relinquish it for the remainder of the season, ultimately winning the division by a 20.0-game margin. The Nationals faced off against the National League Central division champion Chicago Cubs. After dropping Game 1, the Nationals topped the Cubs, 6-3, in dramatic fashion in Game 2. Trailing 3-1 in the eighth inning, Bryce Harper clubbed a two-run home run to tie the game at 3-3 and three batters later, Ryan Zimmerman put Washington ahead 6-3 with a towering three-run home run. Facing defeat in Game 4, Stephen Strasburg pushed aside a virus that had made him ill for much of the week to rack up 12 strikeouts (re-setting his own Postseason franchise record (Nationals/Expos) for single-game strikeouts) over 7.0 scoreless innings as the Nationals won, 5-0. A dramatic back-and-forth affair in Game 5 eventually led to the 9-8 Cubs victory, advancing them to the 2017 National League Championship Series against the Los Angeles Dodgers.

2017 NLDS (Home team in BOLD CAPS)	TEAM INFO
GM1: Chi 3, <b>WSH</b> 0; WP-Hendricks, LP-Strasburg, Save-Davis; ATT: 43,898 GM2: Chi 4, <b>WSH</b> 6; WP-Perez, LP-Edwards Jr., Save-Dozitt; ATT: 43,860 GM3: Wsh 1, <b>CHI</b> 2; WP-Edwards Jr., LP-Kintzler, Save-Davis; ATT: 42,445 GM4: Wsh 5, <b>CHI</b> 0; WP-Strasburg, LP-Arrieta, Save-None; ATT: 42,264 GM5: Chi 9, <b>WSH</b> 8; WP-Duensing, LP-Scherzer, Save-Davis; ATT: 43,849	<b>Manager:</b> Dusty Baker <b>Final Record:</b> 97-65 (.599) <b>Clinch Date:</b> September 10 <b>2nd Place:</b> Marlins (20.0 GB) <b>Finish:</b> National League Division Series (Cubs, 5 games)

# WASHINGTON, D.C. AND THE NO-HITTER

Throughout the history of baseball in the nation's capital, four pitchers have accomplished the feat of completing a no-hitter. Walter Johnson, Bobby Burke, Jordan Zimmermann and Max Scherzer made their mark in D.C. baseball history with performances detailed below.

## Walter Johnson

Bothered by what fans and media would later learn to be a "sore arm," Walter Johnson (H.O.F. 1936) tossed the only no-hitter of his Hall of Fame career on July 1, 1920 in a 1-0 win over the Boston Red Sox. Johnson struck out 10 batters and faced just one over the minimum due to a Bucky Harris' error, allowing Boston's Harry Hooper to reach base in the seventh inning. With two outs in the ninth inning, Hooper again stepped to the plate. He connected on a hard ground ball down the first-base line that many thought would be a base hit. Nationals first baseman Joe Judge made a leaping stab and threw to a covering Walter Johnson to record the final out. Writer Denman Thompson wrote in *The Evening Star* the following day that Johnson:

*"...earned it solely on the strength of his superb hurling. It is doubtful if Walter ever displayed more speed. He did not depend upon his fast ball entirely. He used plenty of curves and also resorted to slow balls upon occasion, but when he chose to he lined the ball over the plate with such velocity that it was physically impossible for a human to gage its flight."*


July 1, 1920/Fenway Park/Boston, MA	1	2	3	4	5	6	7	8	9	R	H	E
WASHINGTON (AL) NATIONALS	0	0	0	0	0	0	1	0	0	1	7	1
BOSTON RED SOX	0	0	0	0	0	0	0	0	0	0	0	1
PITCHERS: WSH - Johnson; BOS - Harper												
WP - Johnson LP - Harper	SAVE - none											
HOME RUNS: BOS - none WSH - none												
ATTENDANCE: Unknown												

## Bobby Burke

With Walter Johnson patrolling the dugout as Manager of the 1931 Nationals, Bobby Burke recorded the second no-hitter in D.C. baseball history on August 8th, 1931 in a 5-0 win over the visiting Boston Red Sox at Griffith Stadium in Washington, D.C. The 24-year-old lefty struck out eight batters, walking five, en route to the accomplishment. Remarkably, this was Burke's first start for the Nationals in more than a month, as he appeared in six games out of the bullpen in between starts. Burke's no-hitter would be the last one thrown by a D.C. ballplayer until Jordan Zimmermann accomplished the feat more than 83 years later. Manager Walter Johnson told the media following Burke's no hitter:


*"Before I sent Burke into the game, I told him to cut loose...He gained a lot of confidence in those early innings when the Red Sox started missing those third strikes. He was throwing the last pitch over there as if it was the first one and he soon found out he was getting away with it, like we told him he would." - The Washington Post, Aug. 10, 1931*

August 8, 1931/Griffith Stadium/Washington, D.C.	1	2	3	4	5	6	7	8	9	R	H	E
BOSTON RED SOX	0	0	0	0	0	0	0	0	0	0	0	0
WASHINGTON (AL) NATIONALS	1	0	1	0	0	0	0	3	0	5	10	0
PITCHERS: BOS - Moore; WSH - Burke												
WP - Burke LP - Moore	SAVE - none											
HOME RUNS: BOS - none WSH - none												
ATTENDANCE: 5,000												



Courtesy of the National Baseball Hall of Fame and Museum in Cooperstown, New York

Walter Johnson



Courtesy of the National Baseball Hall of Fame and Museum in Cooperstown, New York

Bobby Burke

WASHINGTON, D.C. AND THE NO-HITTER

Jordan Zimmermann

On the final day of the 2014 National League East Division championship season, Jordan Zimmermann took the hill against Miami's Henderson Alvarez. Coincidentally, Alvarez tossed a no-hitter on the final day of the 2013 season for the Marlins. Zimmermann was his calm, efficient self, striking out 10 batters while walking just one, Justin Bour, on a 3-2 pitch that home plate umpire Alan Porter determined was just a bit low. Alvarez also spun a gem of his own, with the lone run of the game coming on an Ian Desmond solo home run into the Miami bullpen. Zimmermann's feat would have never materialized had it not been for Steven Souza Jr.'s miraculous play on the final out. His diving, over-the-shoulder catch of a line drive off the bat of Christian Yelich made an out of what was certain to be an extra-base hit. In a moment of pure emotion not usually shown by the stoic Zimmermann, he dropped his head, put his hands on his hips and would later tell the media, he thought *"Double. No-doubt double,"* as the ball carried to deep left field. To make the catch, Souza Jr. dove backward, almost parallel to the ground, in an attempt to secure the ball. When he fell to the ground and reached his glove to the sky, Zimmermann thrust his right arm in the air as the crowd at Nationals Park erupted and the dugout emptied onto the field, mobbing Zimmermann and Souza Jr.


September 28, 2014/Nationals Park/Washington, D.C.	1	2	3	4	5	6	7	8	9	R	H	E
MIAMI MARLINS	0	0	0	0	0	0	0	0	0	0	0	0
WASHINGTON (NL) NATIONALS	0	1	0	0	0	0	0	0	X	1	11	0
PITCHERS: MIA - Alvarez; WSH - Zimmermann												
WP - Zimmermann	LP - Alvarez											
HOME RUNS: MIA - none    WSH - Desmond (24)												
ATTENDANCE: 35,085												



Max Scherzer

Coming off one of the most dominant pitching performances in Nationals history (2005-present), Max Scherzer took the hill at Nationals Park on June 20, 2015 looking to pick up where he left off. In his previous start, Scherzer struck out a then-Nationals-record and career-best 16 Milwaukee Brewers, while allowing just one hit (a Carlos Gomez flare to right field) in 9.0 shutout innings on June 14 at Miller Park. With a severe rain storm in the evening forecast for the Metro D.C. area, Scherzer took the mound at 4:05 p.m. and was perfect through 8.2 innings against a potent Pittsburgh Pirates lineup, striking out 10 batters along the way. With two outs in the top of the ninth inning, Pirates manager Clint Hurdle sent pinch-hitter Jose Tabata to the plate. A battle ensued, with Tabata quickly down 0-2 before working the count to 2-2. With Scherzer on the doorstep of history, Tabata managed to foul off three straight pitches before a slider from Scherzer ran in and hit him on the left elbow. Replays would spark debate as to whether or not Tabata attempted to move out of the way of the pitch, but Scherzer quickly moved on, telling the media: *"You just focus on what you can do next. Just move on to the next hitter and go after Harrison, and do everything you can do and just pound him with fastballs. I was able to collect that final out."* Indeed, one batter later Scherzer gathered himself and coaxed Josh Harrison into hitting a high fly ball to deep left field that settled into the glove of rookie Michael A. Taylor, completing the first no-hitter of Scherzer's career.


June 20, 2015/Nationals Park/Washington, D.C.	1	2	3	4	5	6	7	8	9	R	H	E
PITTSBURGH PIRATES	0	0	0	0	0	0	0	0	0	0	0	0
WASHINGTON NATIONALS	0	0	0	1	0	4	1	0	X	6	8	0
PITCHERS: PIT - Liriano; WSH - Scherzer												
WP - Scherzer	LP - Alvarez											
HOME RUNS: PIT - None	WSH - Harper (23)											
ATTENDANCE: 41,104												
SAVE - None												



Max Scherzer

With the 2015 season coming to a close, and once again after carrying a no-hitter through 7.1 innings in his previous outing, Max Scherzer took the hill for the final start of his inaugural season in Washington, D.C., vs. the 2015 National League East Division Champion New York Mets. In the second game of a doubleheader, Scherzer turned in one of the most dominant pitching performances in Major League history. Becoming just the sixth pitcher in MLB history to throw two no-hitters in the same season (including the postseason), Scherzer joined Johnny Vander Meer (1938), Allie Reynolds (1951), Virgil Trucks (1952), Nolan Ryan (1973) and Roy Halladay (2010). Scherzer was the first, however, to throw no-hitters against two postseason-bound teams in the same season, and the first to accomplish the dual feats without walking a single batter in either outing. Just one baserunner, catcher Kevin Plawecki, was able to reach base, due to a fielding error by third baseman Yunel Escobar. When his masterpiece was complete, Scherzer struck out a then-Nationals record (2005-present) and new career-best 17 batters, including a franchise record (Nationals/Expos) nine consecutive batters from the sixth to the ninth inning. According to the *Elias Sports Bureau*, Scherzer's 17 strikeouts tied Nolan Ryan (7/15/73 vs. DET) for the MLB record for strikeouts in a no-hitter. When asked about his place in Major League Baseball history, Scherzer said he was speechless. *"You go out there and accomplish as much as you can,"* he said. *"When you start talking about that (kind of history), you don't have words for it."*

October 3, 2015/Citi Field/New York, NY	1	2	3	4	5	6	7	8	9	R	H	E
WASHINGTON NATIONALS	0	0	0	0	0	1	1	0	0	2	5	1
NEW YORK METS	0	0	0	0	0	0	0	0	0	0	0	1
PITCHERS: WSH - Scherzer; NYM - Harvey												
WP - Scherzer	LP - Harvey											
HOME RUNS: WSH - Uggla (2)	NYM - None											
ATTENDANCE: 41,480												





# WASHINGTON, D.C. AND THE ALL-STAR GAME

The 1937 Midsummer Classic, which was the fifth Major League Baseball All-Star Game, was played on July 7th at Griffith Stadium. President Franklin D. Roosevelt was in attendance for the contest, marking the first All-Star Game to be played in front of a sitting President. Six future Presidents would later follow Roosevelt's lead, combining for eight overall All-Star appearances. The American League won the game, 8-3, improving to 4-1 overall in the five games. In the bottom of the third inning, Cleveland's Earl Averill hit a line drive off the foot of St. Louis Cardinals pitcher Dizzy Dean. Dean suffered a fractured toe and never fully recovered, pitching in just 42 games over the next four seasons. The AL started the scoring with two runs in the bottom of the third inning on a two-run home run by Hall of Famer Lou Gehrig. The homer drove home his Yankees teammate and fellow Hall of Famer Joe DiMaggio. After the NL cut the lead to 2-1 in the top of the fourth, the AL answered with three more runs of its own in the bottom of the inning and never looked back. The game featured 21 future Hall of Famers, including Earl Averill, Joe Cronin, Dizzy Dean, Bill Dickey, Joe DiMaggio, Rick Ferrell, Jimmie Foxx, Lou Gehrig, Charlie Gehringer, Lefty Gomez, Hank Greenberg, Lefty Grove, Gabby Hartnett, Billy Herman, Carl Hubbell, Ernie Lombardi, Joe Medwick, Johnny Mize, Mel Ott, Arky Vaughan and Paul Waner.

JULY 7, 1937



Griffith Stadium/Washington, D.C.	1	2	3	4	5	6	7	8	9	R	H	E
NATIONAL LEAGUE	0	0	0	1	1	1	0	0	0	3	13	0
AMERICAN LEAGUE	0	0	2	3	1	2	0	0	X	8	13	1
PITCHERS: NL - Dean, Hubbell, Blanton, Grissom, Mungo, Walters; AL - Gomez, Bridges, Harder												
WP - Gomez LP - Dean SAVE - None												
HOME RUNS: Gehrig												
ATTENDANCE: 31,391												

The 1956 Midsummer Classic returned to Griffith Stadium for a second time to host the 23rd All-Star Game. The National League, using just three pitchers for the fourth time in All-Star history, defeated the American League, 7-3, for their second consecutive victory and sixth in seven years. The game was highlighted by home runs from four of the greatest players to ever play the game: Willie Mays and Stan Musial for the NL and Ted Williams and Mickey Mantle for the AL. After the NL built a 5-0 lead, Williams and Mantle hit back-to-back homers in the bottom of the sixth inning to make it a 5-3 game, but that was as close as the AL would get. Musial responded with his solo home run in the top of the seventh and his Cardinals teammate Ken Boyer made one outstanding defensive play after another to go along with his three hits to help the NL maintain the lead. The back-to-back homers by Williams and Mantle marked the second such instance, and one of five overall in All-Star history. NL starting pitcher Bob Friend picked up the victory after tossing three scoreless innings with three strikeouts. The game featured 18 Hall of Famers, including Hank Aaron, Ernie Banks, Yogi Berra, Roy Campanella, Whitey Ford, Nellie Fox, Al Kaline, George Kell, Mickey Mantle, Eddie Mathews, Willie Mays, Stan Musial, Robin Roberts, Frank Robinson, Duke Snider, Warren Spahn, Ted Williams and Early Wynn.

JULY 10, 1956



Griffith Stadium/Washington, D.C.	1	2	3	4	5	6	7	8	9	R	H	E
NATIONAL LEAGUE	0	0	1	2	1	1	2	0	0	7	11	0
AMERICAN LEAGUE	0	0	0	0	0	3	0	0	0	3	11	0
PITCHERS: NL - Friend, Spahn, Antonelli; AL - Pierce, Ford, Wilson, Brewer, Score, Wynn												
WP - Friend LP - Pierce SAVE - None												
HOME RUNS: Mantle, Mays, Musial, Williams												
ATTENDANCE: 28,834												

The first of two All-Star games in 1962 was hosted at D.C. Stadium, marking the third time the Midsummer classic was held in the nation's capital and the first time at the venue. President John F. Kennedy threw out the ceremonial first pitch. The NL topped the AL, 3-1, winning its 11th game in its last 15 attempts. Los Angeles Dodgers shortstop Maury Wills went 1-for-1 with two runs scored and a stolen base to capture the Arch Ward Trophy in the first year it was given to the game's Most Valuable Player. Hall of Famer Roberto Clemente recorded three of the NL's eight hits while the AL scattered just four hits in the game with their lone run coming on a Roger Maris sacrifice fly to score Rich Rollins. National League starting pitcher Don Drysdale threw three scoreless innings before handing the ball to his rival, Juan Marichal of the Giants, who picked up the win with two scoreless innings. The game featured 18 Hall of Famers, including Hank Aaron, Luis Aparicio, Riche Ashburn, Ernie Banks, Jim Bunning, Orlando Cepeda, Roberto Clemente, Don Drysdale, Bob Gibson, Sandy Koufax, Mickey Mantle, Juan Marichal, Willie Mays, Bill Mazeroski, Stan Musial, Brooks Robinson, Warren Spahn and Hoyt Wilhelm.

JULY 7, 1962



D.C. Stadium/Washington, D.C.	1	2	3	4	5	6	7	8	9	R	H	E
NATIONAL LEAGUE	0	0	0	0	0	2	0	1	0	3	8	0
AMERICAN LEAGUE	0	0	0	0	0	1	0	0	0	1	4	0
PITCHERS: NL - Drysdale, Marichal, Purkey, Shaw; AL - Bunning, Pascual, Donovan, Pappas												
WP - Marichal LP - Pascual SAVE - None												
HOME RUNS: None												
ATTENDANCE: 45,480												

RFK Stadium played host to the first of two All-Star Games in history to be played on July 23rd. The game was originally scheduled for the night of July 22nd, but rain forced its postponement to the afternoon of the 23rd. The 40th Midsummer Classic was won by the National League, 9-3, marking the seventh consecutive victory for the Senior Circuit. Reds catcher Johnny Bench hit a two-run home run in the second inning to extend the NL lead to 3-0. The hometown hero, Frank Howard, put the AL on the board in the second inning with a solo home run. The NL answered back with five runs in the top of the third, highlighted by Willie McCovey's two-run homer and back-to-back doubles by Steve Millan and pitcher Steve Carlton. McCovey later homered to capture MVP honors. The game featured 19 Hall of Famers, including Hank Aaron, Ernie Banks, Johnny Bench, Rod Carew, Steve Carlton, Roberto Clemente, Bob Gibson, Reggie Jackson, Harmon Killebrew, Juan Marichal, Willie Mays, Willie McCovey, Phil Niekro, Tony Perez, Brooks Robinson, Frank Robinson, Ron Santo, Tom Seaver and Carl Yastrzemski.

JULY 23, 1969



RFK Stadium/Washington, D.C.	1	2	3	4	5	6	7	8	9	R	H	E
NATIONAL LEAGUE	1	2	5	1	0	0	0	0	0	9	11	0
AMERICAN LEAGUE	0	1	1	1	0	0	0	0	0	3	6	2
PITCHERS: NL - Carlton, Gibson, Singer, Kosman, Dierker, Niekro; AL - Stottlemyre, Odum, Knowles, McLain												
McNally, McDowell, Culp												
WP - Carlton LP - Stottlemyre SAVE - None												
HOME RUNS: Bench, Freehan, Howard, McCovey (2)												
ATTENDANCE: 45,259												



# 89TH MLB ALL-STAR GAME // JULY 2018

Nationals Park, Washington D.C., Virginia and Maryland were at the center of the baseball universe in July of 2018, serving as the host of the 89th Major League Baseball All-Star Game - the fifth All-Star Game held in D.C. (2018, 1969, 1962, 1956, 1937).

## 89TH ALL-STAR GAME PRESENTED BY MASTERCARD


The American League topped the National League, 8-6, in 10 innings. Tied at 2-2 heading to the top of the eighth inning, the two clubs combined to plate 10 runs in a thrilling final three innings. Seattle's Jean Segura clubbed a three-run home run in the top half of the eighth inning, while Milwaukee's Christian Yelich hit a solo homer and Cincinnati's Scooter Gennett hit a game-tying two-run shot in the bottom half. Alex Bregman of the Houston Astros was awarded the Ted Williams Most Valuable Player Award presented by Chevrolet after leading off the 10th inning with a solo home run to give the American League a 6-5 lead. Thirteen of the 14 runs came via an All-Star Game record 10 home runs. Max Scherzer tallied four strikeouts across 2.0 innings while making the start for the National League. Bryce Harper started the game in center field. Nationals manager Dave Martinez served as a coach on Dave Roberts' National League staff. Prior to the game, MLB paid tribute to 29 Medal of Honor recipients with a special video narrated by Bradley Cooper and a unique national anthem with performers dressed and positioned to create a large American Flag.

## T-MOBILE HOME RUN DERBY

Nationals outfielder Bryce Harper - with the help of father Ron Harper and motivation from teammates Max Scherzer and Sean Doolittle, as well as former teammates Wilson Ramos and Felipe Vasquez - claimed victory in the T-Mobile Home Run Derby. Harper beat Atlanta's Freddie Freeman (1st rd.), Los Angeles Dodger Max Muncy (2nd rd.) and Chicago's Kyle Schwarber (final) en route to becoming the third player ever to win the Derby in his home ballpark, joining Hall of Famer Ryne Sandberg (1990, Wrigley Field) and Todd Frazier (2015, Great American Ball Park). In the final round, Harper clubbed nine home runs in the final minute and a half before receiving an additional 30 seconds of time. He hit his 19th home run of the round on his second swing, giving him the title. After the Derby-winning homer left his bat, Harper was mobbed by teammates Max Scherzer and Sean Doolittle, and was lifted in the air by manager Dave Martinez.

## SiriusXM ALL-STAR FUTURES GAME

Team USA and Team World combined for eight home runs as the U.S. squad topped the World, 10-6. Cincinnati Reds prospect Taylor Trammell earned MVP honors, going 2-for-2 with a home run and a triple. Top Nationals prospects Carter Kieboom (0-for-2) and Luis Garcia (0-for-0, BB) entered the game as defensive replacements.



## LEGENDS & CELEBRITY SOFTBALL GAME

The All-Star Legends & Celebrity Softball Game, part of All-Star Sunday, featured legends and celebrities competing together. Celebrities such as Jamie Foxx, Jennie Finch, Quincy Brown, Ashley Greene, Chris Jackson, Skai Jackson, Brian Kelley, Tim Kurkjian, Sascha Polanco, Taylor Kinney, Brandon Larracuenta, J.R. Martinez, Jessica Mendoza, Mike “The Miz” Mizanin, Bill Nye, Josh Norman, Scott Rogowsky and John Wall joined Major League Baseball Legends Hall of Famer Andre Dawson, Steve Finley, Cliff Floyd, Torii Hunter, Carlos Peña, Hall of Famer Tim Lincecum and Bernie Williams. Additionally, Wounded Warriors Softball Team players Sargent Jonathan Herst and Sargent Cody Rice participated.

Shaquille O’Neal, also known as “DJ Diesel,” performed during the Legends & Celebrity Softball Game and fans in attendance watched a two-song set from Florida Georgia Line live at Nationals Park.



## GEICO ALL-STAR FANFEST

2018 GEICO All-Star FanFest - a five-day long celebration of baseball at the Walter E. Washington Convention Center - drew 112,390 fans from July 13-17. FanFest is annually the largest interactive baseball theme park in the world. For five days, baseball and softball fans had the opportunity to meet MLB Legends, get free autographs, receive daily giveaways and more. Activities included interactive games and prizes, MLB legends autograph signings, photo opportunities, Nationals artifacts and MLB trophies and awards on display, traditional ballpark food, vendor booths, and official 2018 MLB All-Star Game souvenirs.



## PLAY BALL PARK

The 2018 PLAY BALL Park was located at The Yards at the Intersection of First and M Streets SE, Washington, D.C. PLAY BALL Park was a 56,000-square-foot interactive area where MLB and its programming partners provided fun, engaging and educational activities for youth baseball and softball players and their families - all in the backdrop of the Midsummer Classic. Nearly 40,000 fans (38,907) of all ages attended the 2018 version of PLAY BALL Park. The festive and expanded space included a turf diamond featuring daily programming of baseball/softball activities, batting & stickball tunnels, pitching inflatables, and MLB sponsor-activation zones.

Notable appearances at PLAY BALL Park included Commissioner Manfred, Jennie Finch, SiriusXM All-Star Futures Game players, Hall of Famer Cal Ripken, Jr., Hall of Famer David Ortiz, Rapper & D.C. native WALE, the Cast and Director of *The Sandlot* and more.

## MLB ASSEMBLY

MLB Assembly combined music, fashion, art and baseball in a free event that included performances by Wale and Blocboy JB, live and interactive art installations from artists like Skylar Grey, Futura and Stash, and unique fashion collaborations featuring exclusive custom gear from brands like Levi’s, Fear of God x New Era, Mitchell & Ness and Billionaire Boys Club.



## ALL-STAR SUMMER RIVERFEST PRESENTED BY COCA-COLA

The Yards and the Capitol Riverfront BID hosted an unforgettable family-friendly All-Star Summer Riverfront Festival at Yards Park and the Boardwalk. The Yards Park was transformed into a real-life sandlot where attendees enjoyed live music, pop-up bars, tasty food, photo booths, baseball-themed activities and games including bocce, sand art and oversized board games such as scrabble and chess.



## MLB DIVERSITY AND INCLUSION PRESENTS: CULTURE + CODE

Taking place at the iconic Blind Whino, MLB’s inaugural “Culture + Code” event highlighted entrepreneurship, esports, culture and the arts thriving within the nation’s capital. With the intent of illustrating the diversity of Washington, DC and expanding the exposure to Major League Baseball, “Culture + Code” provided a platform for topics relevant to future leaders and fans of our game.



### THE COLOR RUN MLB ALL-STAR 5K PRESENTED BY NIKE

The Color Run MLB All-Star 5K, presented by Nike, allowed participants to run in the shadow of their favorite baseball team’s ballpark and through Anacostia Park during its 100th anniversary. As they ran, volunteers blasted various colors -- blue, yellow, pink, red -- at the runners and their provided white shirts. The runner’s kit featured a unicorn hero medal and a limited edition All-Star 5K Nike tee.

### ARMED SERVICE CLASSIC PRESENTED BY T-MOBILE

The Armed Services Classic was a co-ed adult softball tournament comprised of teams of active duty personnel from each of the five military branches. The Air Force and Army won the right to play for the newly-minted trophy crowned by an eagle figurine in the first installment of the tournament. On June 2nd and 3rd, the five branches of the military competed in a round robin tournament, with the Air Force and Army each compiling 3-1 records to advance. The inaugural All-Star Armed Services Classic presented by T-Mobile ended in a 9-2 win for the Air Force over the Army. Major League Baseball and the Washington Nationals designed the event to support and honor the general military community, as well as the many service members and families stationed in the National Capital Region.

### NEGRO LEAGUES TRIBUTE AT BEN’S CHILI BOWL

MLB unveiled a mural honoring Negro Leagues Baseball and trailblazing players Mamie “Peanut” Johnson and Josh Gibson on the Lincoln Theatre across from historic Washington, D.C. restaurant Ben’s Chili Bowl.



# LEGACY PROJECTS

Shortly after Washington, D.C. was announced as the host of the 89th MLB All-Star Game, Major League Baseball, the Washington Nationals and the Nationals Dream Foundation began planning the 2018 All-Star Legacy initiative. Through this annual Midsummer Classic program, approximately \$5 million was given to seven community enrichment projects designed to leave a lasting impact throughout the local community, as well as support national charitable organizations with close ties to baseball.

## Nationals All-Star Field at Walker Mill Regional Park (Prince George’s County, Md.)

One baseball field was fully renovated while a secondary field was reconfigured and improved to allow different age groups to utilize the fields and expand youth baseball play overall. Areas of improvements included field grading, upgrades to sod and ballfield mix, the additions of a new irrigation system, scoreboard, covered dugouts, bleachers with shade structures, batting cage and storage shed. Upgrades to the field will allow for a variety of youth-focused activities, including PLAY BALL events (e.g., Scotts MLB Pitch, Hit & Run; Jr. Home Run Derby), youth showcase and league games, and more. The Prince George’s County Parks and Recreation Foundation and Prince George’s County Department of Parks and Recreation will be able to promote baseball and healthy, active lifestyles to more than 3,000 kids.

## Bryce Harper All-Star Complex (Herndon, Va.)

In association with the Fairfax County Park Authority, MLB, the Nationals and the Dream Foundation worked to renovate two youth baseball fields that will serve as a beacon for youth baseball players in Northern Virginia, particularly Reston Herndon Little League. This field renovation project will expand overall play after enlarging one of the fields, which will accommodate various age levels. The improvements also included laser grading of the field being expanded, an extended irrigation system, as well as additions of new scoreboards, covered dugouts, bleachers with shade structures, and enhancements to a storage shed, fencing, batting cages, bullpens, a concession stand and restrooms. The Scotts® Company, the Official Lawn Care Company of Major League Baseball, generously supported this project. The complex was renamed after Bryce Harper following his significant personal contribution to this project.

## USO-Metro All-Star Depot at Fort Belvoir (Fairfax County, Va.)

This project included a fully renovated 12,000-square-foot USO logistics facility at Fort Belvoir, featuring a new HVAC system and commercial-grade refrigeration units. The facility is primarily used to receive and store non-perishable goods and program supplies that are delivered weekly to the nine USO-Metro locations in the Washington D.C. region. This renovation increased the amount of products and supplies that can be stored at the facility, including the addition of bulk perishable foods to the inventory distributed to the nine USO-Metro locations. The facility also serves as an important program and event venue throughout the year, and these renovations expanded USO-Metro’s reach and provided more programming throughout the year to local service members and their families.



**Boys & Girls Clubs of Greater Washington -- All-Star Teen Room at Richard England Clubhouse #14 (Washington, D.C.)**

This project featured a complete renovation and expansion of Clubhouse #14's Teen Room, including new furniture, TVs, computers and games, allowing much-needed space and supplies for multifaceted afterschool activities. Four inoperative HVAC units were replaced, providing a temperate climate year-round for the entire Clubhouse. Many inoperable doors were also replaced, providing increased safety for all at Clubhouse #14. MLB, the Nationals and the Dream Foundation hope to help retention rates among current members, as well as attract new ones to Clubhouse #14.

**Mobile Dental Unit with Children's National (Various Locations throughout Greater Washington, D.C.)**

MLB, the Nationals, the Dream Foundation, and Jeff Franzen and Sons provided a brand-new mobile dental unit serving 19 sites in Wards 7 & 8 and Prince George's County, Md. In these areas, there is just one dentist for every 4,000 residents (less than half of the national average), and this unit is bringing dental health professionals directly to more children and providing them with much-needed dental services. The unit also provides a more comfortable experience for both health professionals and children being treated. This mobile dental unit replaced another unit that Children's National, the leading pediatric health system in the Washington D.C. area, launched in 2001 to serve District of Columbia's Wards 7 & 8 and Prince George's County. Additionally, the new unit comes with the latest dental equipment and more patient chairs to serve more children than the previous unit allowed.

**All-Star Pavilion at Washington Nationals Youth Baseball Academy (Washington, D.C.)**



The Washington Nationals Youth Baseball Academy has become a hub for youth baseball and softball in the District, and the All-Star Pavilion, which is located next to the Academy's main field, has become a key element to programming and events since being unveiled during All-Star Week. The All-Star Pavilion is a 2,880-square-foot open-air space that covers four short-throw batting cages. These covered batting cages provide much-needed, weather-protected spaces and give scholar-athletes the ability to practice their baseball and softball skills in an open and airy environment. Additionally, the All-Star Pavilion allows for the creation of an outdoor gathering area with picnic tables for the Academy's farmers market and community use. The All-Star Pavilion is utilized year-round.

**All-Star Teen Room, Playground, Computer Lab & Community Room at SOME Spring Road (Washington, D.C.)**

MLB, the Nationals and the Dream Foundation provided a teen room, playground, computer lab and community room in cooperation with a much larger project with SOME (So Others Might Eat) Spring Road. SOME Spring Road offers safe, affordable housing to 37 homeless and extremely low-income families, including more than 100 children, currently living in Washington D.C. SOME's high-level supportive programs are being housed in these new MLB & Nationals-supported areas, and have given the resident children the ability to safely play and have fun right outside of their front door. Providing onsite programming for Spring Road's resident children and teens not only eliminates transportation barriers impacting participation, but gives parents peace of mind knowing that their children are safe at their family's home base.



BASEBALL IN WASHINGTON, D.C. RECORD BOOK (ALL RECORDS SINCE 1901)

CATEGORY	TEAM GENERAL	RECORD
Most Wins, Season .....	99 [1933]	
Most Wins, Season Home .....	56 [1930]	
Most Wins, Season Road.....	53 [1933]	
Most Wins, Month .....	24 [August 1945]	
Most Losses, Season .....	113 [1904]	
Most Losses, Season Home .....	55 [2022]	
Most Losses, Season Road.....	61 [1904]	
Most Losses, Month.....	29 [July 1909]	
Most Consecutive Wins .....	17 [May 30-June 18, 1912]	
Most Consecutive Wins, Home .....	16 [July 30-September 22, 1943]	
Most Consecutive Wins, Road.....	16 [May 30-June 15, 1912]	
Most Consecutive Losses .....	18 [September 3-18, 1948 and July 19-August 5, 1959]	
Most Consecutive Losses, Home.....	11 [August 18-September 1, 1961]	
Most Consecutive Losses, Road.....	18 [July 16-August 18, 1949]	

LENGTH OF GAME

Longest Game, Innings Played.....	22 innings [June 12, 1967 vs. CWS]
Longest Game, Innings Played, Home.....	22 innings [June 12, 1967 vs. CWS]
Longest Game, Innings Played, Road .....	20 innings [G2-September 14, 1971 and August 9, 1967 at MIN]

CATEGORY	TEAM BATTING	RECORD
RUNS SCORED		
Most Runs Scored, Season.....	892 [1930]	
Most Runs Scored, Game .....	25 [July 31, 2018 vs. NYM (W25-4)]	
Most Runs Scored, Win .....	25 [July 31, 2018 vs. NYM (W25-4)]	
Most Runs Scored, Loss.....	15 [July 1, 1907 (G1) vs. NYY (L15-16)]	
Most Runs Scored, Inning .....	12 [July 10, 1926 vs. STL (8th inn.)]	
Most Runs Scored, 3-Game Series .....	37 [June 15-16, 1935 at STL and August 4-5, 1929 vs. DET]	
Most Runs Scored, 4-Game Series .....	46 [July 10-13, 1932 vs. CWS and April 24-27, 2017 at COL]	
Most Combined Runs, Game (Both Teams).....	31 [G1-July 1, 1907 at NYY/L15-16]	

BATTING AVERAGE, ON-BASE, SLUGGING PERCENTAGES

Highest Batting Average, Season.....	.303 [1925]
Highest On-Base Percentage, Season .....	.372 [1925]
Highest Slugging Percentage, Season.....	.454 [2019]

HITS

Most Hits, Season.....	1620 [1930]
Most Hits, Game .....	27 [May 16, 1933 vs. CLE, 12 inn.]

EXTRA-BASE HITS

Most Extra-Base Hits, Season .....	557 [2017]
------------------------------------	------------

SINGLES

Most Singles, Season .....	1209 [1935]
----------------------------	-------------

DOUBLES

Most Doubles, Season .....	322 [2006]
----------------------------	------------

TRIPLES

Most Triples, Season .....	100 [1932]
----------------------------	------------

## HOME RUNS

Most Home Runs, Season .....	231 [2019]
Most Home Runs, Season, Home Games .....	130 [2019]
Most Home Runs, Season, Road Games .....	108 [2017]
Most Home Runs, 9-Inning Game .....	8 [July 27, 2017 vs. MIL (W15-2) and Aug. 18, 2019 vs MIL (W, 16-8)]
Most Home Runs, Game, Extra Innings .....	7 [May 3, 1949 at CWS (10 inn., W14-12)]
Most Home Runs, Game, Home .....	8 [July, 27, 2017 vs. MIL (W15-2) and August 18, 2019 vs MIL (W, 16-8)]
Most Home Runs, Game, Road .....	7 [May 3, 1949 at CWS (10 inn., W14-12) and June 29, 2018 at PHI (W17-7)]
Most Home Runs, Inning .....	5 [July, 27, 2017 vs. MIL (W15-2)]
Most Consecutive Games Hitting at Least One Home Run .....	21 [June 14 to July 7, 2019]
Most Grand Slams, Season .....	8 [1939 and 2009]

## RBI

Most RBI, Season .....	824 [2019]
------------------------	------------

## WALKS/STRIKEOUTS

Most Walks, Season .....	690 [1956]
Most Strikeouts, Season .....	1344 [2015]

## STOLEN BASES

Most Stolen Bases, Season .....	291 [1913]
---------------------------------	------------

## CATEGORY

## TEAM PITCHING

## RECORD

## EARNED RUN AVERAGE

Highest ERA, Season .....	5.33 [1956]
Lowest ERA, Season .....	2.14 [1918]

## COMPLETE GAMES

Most Complete Games, Season .....	137 [1904]
Fewest Complete Games, Season .....	0 [2007, 2023 and 2024]
Most Consecutive Complete Games .....	32 [September 18, 1901-May 17, 1902 and September 1, 1902-April 27, 1903]

## SHUTOUTS

Most Shutouts, Season .....	26 [1914]
Fewest Shutouts, Season .....	1 [1956 and 2006]
Most Consecutive Shutouts .....	3 [MANY TIMES; last: September 29-October 1, 1913]

## HITS ALLOWED

Most Hits Allowed, Season .....	1672 [1935]
Fewest Hits Allowed, Game .....	0 [MANY TIMES; Last: October 3, 2015 at NYM]

## RUNS ALLOWED

Most Runs Allowed, Season .....	874 [2009]
Most Runs Allowed, Game .....	24 [September 27, 1940 at BOS (L4-24); July 15, 2021 vs. SDP (L24-8) ]
Most Runs Allowed, Inning .....	14 [July 6, 1920 vs. NYY (5th inn.)]

## HOME RUNS ALLOWED

Most Home Runs Allowed, Season .....	247 [2021]
Most Home Runs Allowed, Game .....	8 [G1-August 29, 1963 vs. MIN (L2-14)]
Fewest Home Runs Allowed, Season .....	10 [1918 and 1907]
Most Home Runs Allowed, Inning .....	3 [MANY TIMES; last: August 19, 2023 vs. PHI (8th inn., L3-12)]

## WALKS

Most Walks Issued, Season .....	779 [1949]
Fewest Walks Issued, Season .....	341 [1907], 216 [2020]

## STRIKEOUTS

Most Strikeouts, Season .....	1511 [2019]
-------------------------------	-------------

RELIEF PITCHING

Most Relief Appearances, Season .....	588 [2007]
Most Relief Appearances, Game .....	9 [September 3, 2014 at LAD (14 inn., W8-5) and September 7, 2016 vs. ATL (11 inn., W5-4)]
Most Relief Wins, Season .....	32 [1969]

SAVES

Most Saves, Season .....	51 [2005 and 2012]
--------------------------	--------------------

PERSONNEL

Most Pitchers Used, Season .....	36 [2022]
Most Pitchers Used, Game .....	10 [September 3, 2014 at LAD (14 inn., W8-5) and September 7, 2016 vs. ATL (11 inn., W5-4)]

CATEGORY	TEAM FIELDING	RECORD
----------	---------------	--------

FIELDING PERCENTAGE

Highest Fielding Percentage, Season .....	.989 [2018]
Lowest Fielding Percentage, Season .....	.943 [1901]

ERRORS

Most Errors, Season .....	323 [1901]
Fewest Errors, Season .....	64 [2018], 39 [2020]

DOUBLE PLAYS

Most Double Plays, Season .....	186 [1935]
---------------------------------	------------

OUTFIELD ASSISTS

Most Outfield Assists, Season .....	85 [1912]
-------------------------------------	-----------

CATEGORY	INDIVIDUAL BATTING	RECORD
----------	--------------------	--------

GAMES PLAYED

Most Games Played, Career .....	2307 [Sam Rice]
Most Games Played, Season .....	162 [Ryan Zimmerman, 2007 and Trea Turner, 2018]

RUNS SCORED

Most Runs Scored, Career .....	1467 [Sam Rice]
Most Runs Scored, Season .....	127 [Joe Cronin, 1930]
Most Runs Scored, Game .....	5 [MANY TIMES; last: Anthony Rendon, April 30, 2017 vs. NYM (W23-5)]

BATTING AVERAGE, ON-BASE, SLUGGING PERCENTAGES

Highest Batting Average, Career (Min. 2000 At-Bats) .....	.328 [Heinie Manush]
Highest Batting Average, Season .....	.379 [Goose Goslin, 1928]

Highest On-Base Percentage, Career (Min. 2000 At-Bats) .....	.392 [Buddy Myer]
Highest On-Base Percentage, Season .....	.465 [Juan Soto, 2021], .490 [Juan Soto, 2020]

Highest Slugging Percentage, Career (Min. 2000 At-Bats) .....	.513 [Frank Howard]
Highest Slugging Percentage, Season .....	.649 [Bryce Harper, 2015], .695 [Juan Soto, 2020]

AT-BATS, PLATE APPEARANCES

Most At-Bats, Career .....	8934 [Sam Rice]
Most At-Bats, Season .....	668 [Buddy Lewis, 1937]

HITS

Most Hits, Career .....	2889 [Sam Rice]
Most Hits, Season .....	227 [Sam Rice, 1925]
Most Hits, Game .....	6 [MANY TIMES; last: Luis Garcia, May 26, 2023 at KCR (W12-10)]

HITTING, HOME RUN STREAKS

Longest Consecutive-Game Hitting Streak .....	33 [Heinie Manush, 1933]
Longest Consecutive-Game Home Run Streak .....	6 [Frank Howard, May 12-18, 1968 and Roy Sievers July 28-August 3, 1957]



EXTRA-BASE HITS

Most Extra-Base Hits, Career.....	695 [Sam Rice]
Most Extra-Base Hits, Season .....	89 [Alfonso Soriano, 2006]

DOUBLES

Most Doubles, Career.....	479 [Sam Rice]
Most Doubles, Season .....	51 [Mickey Vernon, 1946]
Most Doubles, Game.....	3 [MANY TIMES; last: Andrés Chaparro, August 13, 2024 at BAL (W9-3)]

TRIPLES

Most Triples, Career .....	183 [Sam Rice]
Most Triples, Season .....	20 [Goose Goslin, 1925]
Most Triples, Game.....	3 [Joe Kuhel, May 13, 1937 at CWS (W10-2) and Joe Judge, August 9, 1921 vs. STL (19 inn., L6-8)]

HOME RUNS

Most Home Runs, Career .....	284 [Ryan Zimmerman]
Most Home Runs, Season .....	48 [Frank Howard, 1968]
Most Home Runs, Game.....	3 [MANY TIMES; last: Lane Thomas, June 3, 2022 at CIN (W8-5)]
Most Grand Slams, Career.....	6 [Ryan Zimmerman]
Most Grand Slams, Season .....	2 [MANY TIMES; last: Stone Garrett, 2023]
Most Grand Slams, Game.....	2 [Josh Willingham, July 27, 2009 at MIL (W14-6)]

RBI

Most RBI, Career .....	1061 [Ryan Zimmerman]
Most RBI, Season.....	129 [Goose Goslin, 1924]
Most RBI, Game .....	10 [Anthony Rendon, April 30, 2017 vs. NYM (W23-5) and Mark Reynolds, July 7, 2018 vs. MIA (W18-4)]

WALKS/STRIKEOUTS

Most Walks, Career .....	1274 [Eddie Yost]
Most Walks, Season .....	151 [Eddie Yost, 1956]
Most Strikeouts, Career .....	1384 [Ryan Zimmerman]
Most Strikeouts, Season.....	199 [Adam Dunn, 2010]

STOLEN BASES

Most Stolen Bases, Career .....	495 [Clyde Milan]
Most Stolen Bases, Season.....	88 [Clyde Milan, 1912]

ROOKIES

Highest Batting Average, Season (Min. 400 At-Bats) .....	.312 [Jake Powell, 1935]
Most Games, Season.....	158 [Danny Espinosa, 2011]
Most At-Bats, Season .....	635 [Del Unser, 1968]
Most Runs, Season .....	100 [Buddy Lewis, 1936 and John Farrell, 1901]
Most Hits, Season .....	176 [Eddie Foster, 1912; Ryan Zimmerman, 2006]
Most Home Runs, Season .....	30 [Bob Allison, 1959]
Most RBI, Season.....	110 [Ryan Zimmerman, 2006]
Most Stolen Bases, Season .....	37 [Dave Altizer, 1906]

CATEGORY	INDIVIDUAL PITCHING	RECORD
GAMES		
Most Appearances, Career.....	802 [Walter Johnson]	
Most Appearances, Season.....	88 [Jon Rauch, 2007]	
GAMES STARTED		
Most Starts, Career.....	666 [Walter Johnson]	
Most Starts, Season .....	42 [Walter Johnson, 1910]	
INNINGS		
Most Innings Pitched, Career.....	5916.0 [Walter Johnson]	
Most Innings Pitched, Season .....	372.0 [Walter Johnson, 1914]	
Most Innings Pitched, Game, Starter .....	18.0 [Walter Johnson, May 15, 1918 vs. CWS]	

## WINS

Most Wins, Career .....	417 [Walter Johnson]
Most Wins, Season .....	36 [Walter Johnson, 1913]

## LOSSES

Most Losses, Career .....	279 [Walter Johnson]
Most Losses, Season .....	26 [Bob Groom, 1909 and Jack Townsend, 1904]

## ERA

Lowest ERA, Career (Min. 1000 Innings) .....	2.36 [Walter Johnson]
Lowest ERA, Season (among those qualifiers) .....	1.14 [Walter Johnson, 1913]

## COMPLETE GAMES

Most Complete Games, Career .....	531 [Walter Johnson]
Most Complete Games, Season .....	38 [Walter Johnson, 1910]

## NO-HITTERS

Most No-Hitters, Career .....	2 [Max Scherzer, 2015]
-------------------------------	------------------------

## SHUTOUTS

Most Shutouts, Career .....	110 [Walter Johnson]
Most Shutouts, Season .....	11 [Walter Johnson, 1913]

## RUNS ALLOWED

Most Runs Allowed, Career .....	1900 [Walter Johnson]
Most Runs Allowed, Season .....	198 [Bill Carrick, 1901]

## HOME RUNS ALLOWED

Most Home Runs Allowed, Career .....	171 [Pedro Ramos]
Most Home Runs Allowed, Season .....	43 [Pedro Ramos, 1957]

## WALKS

Most Walks, Career .....	1360 [Walter Johnson]
Most Walks, Season .....	143 [Ken Chase, 1940]

## STRIKEOUTS

Most Strikeouts, Career .....	3508 [Walter Johnson]
Most Strikeouts, Season .....	313 [Walter Johnson, 1910]
Most Strikeouts, 9-inning Game .....	20 [Max Scherzer, May 11, 2016 vs. DET]
Most Strikeouts, Game, Extra Innings .....	21 [Tom Cheney, September 12, 1962 at BAL (pitched 16 inn.)]

## SAVES

Most Saves, Career .....	113 [Chad Cordero]
Most Saves, Season .....	47 [Chad Cordero, 2005]

## ROOKIES

Most Games .....	79 [Gary Majewski, 2005]
Most Starts .....	34 [Hod Lisenbee, 1927]
Most Innings Pitched .....	265.0 [Doc Ayers, 1914]
Most Wins .....	22 [Monte Weaver, 1932]
Lowest ERA (Minimum 100.0 Innings) .....	2.14 [Joe Boehling, 1913]
Most Complete Games .....	26 [Casey Patten, 1901]
Most Shutouts .....	5 [Jim Shaw, 1914]
Most Saves .....	8 [Koda Glover, 2017]
Most Strikeouts .....	164 [Jim Shaw, 1914]

### BIG TRAIN

How dominant was Senators right-hander Walter Johnson, who was a member of the National Baseball Hall of Fame's inaugural class in 1936? Johnson was a two-time American League MVP (1913, 1924) who paced the AL in strikeouts 12 times, shutouts seven times, wins six times, complete games six times, ERA five times, innings five times, games started four times and winning percentage twice. He never once posted a triple-digit walk total.

A closer look at where Johnson ranks, entering the 2022 season, on various all-time leader boards:

**Wins:** 417 (2nd, Cy Young 511)

**ERA:** 2.16 (7th, Ed Walsh 1.82)

**Complete Games:** 531 (5th, Cy Young 749)

**Shutouts:** 110 (1st)

**Strikeouts:** 3,508 (9th, Nolan Ryan 5,714)

**WHIP:** 1.06 (7th, Addie Joss 0.97)

## THE HISTORY OF THE MONTREAL EXPOS (1969-2004)

The city of Montreal had a long association with professional baseball even before it was awarded a Major League franchise in 1968. On April 18, 1946, the Montreal Royals, a minor league affiliate of the Brooklyn Dodgers in the International League, secured their place in baseball history when Jackie Robinson made his professional debut and became the first African-American to play professional baseball in the 20th Century.

More than two decades later, as the National League was seeking to expand by two franchises, former Montreal city councillor Gerry Snyder presented the city's formal bid during an owners' meeting in Mexico City, Mexico. Six months later on May 27, 1968, it was announced that Major League Baseball was expanding outside the United States for the first time as Montreal was awarded a National League franchise to begin play in 1969.

Despite some early concerns about the team's financing, Montreal met its initial deposit deadline and officially became a member of the National League on Aug. 14, 1968. Charles Bronfman, a distillery magnate and an original investor, was named chairman with Paul Beaudry and Lorne Webster as vice-chairmen. John McHale was named president and chief executive officer, while Jim Fanning was appointed the team's first general manager.

On Sept. 5, 1968, the Montreal franchise named Gene Mauch field manager. Mauch was returning to familiar ground as he played two seasons for the minor league Montreal Royals in 1943 and 1944. McHale also announced that the team would be known as the Expos, in recognition of Expos 67, an international exhibition that attracted 50 million visitors to the city in 1967.

Only five days later, pitcher Dave Hartman became the first player to sign a contract with the Expos. Hartman never actually played for the Expos or made it to the Major Leagues. However, an expansion draft was conducted on Oct. 14, 1968 and the Expos selected the following 30 players:

Manny Mota, Mack Jones, John Bateman, Gary Sutherland, John Billingham, Donn Clendenon, Jesus Alou, Mike Wegener, Skip Guinn, Bill Stoneman, Maury Wills, Larry Jackson, Bob Reynolds, Dan McGinn, Jose Herrera, Jim Williams, Angel Hermoso, Jim Grant, Jerry Robertson, Don Shaw, Ty Cline, Garry Jestadt, Carl Morton, Larry Jaster, Ernest McAnally, Jim Fairey, Jose Laboy, John Boccabella, Rob Brand and John Glass.

The Expos' first home ballpark was Jarry Park, a converted minor league stadium named after former councillor Raoul Jarry in 1927. Jarry Park's initial capacity was 3,000, but was expanded to 28,450 as the ballpark met MLB standards.

Montreal made its National League debut on April 8, 1969 at Shea Stadium in New York against one of the National League's last expansion teams, the Mets. The Expos held off a furious ninth inning rally to claim an 11-10 victory. Pitcher Dan McGinn hit the first home run in franchise history, a solo shot off future Hall of Famer Tom Seaver in the fourth inning.

Jarry Park hosted its first regular season game six days later as 29,814 fans witnessed Major League Baseball in Canada for the first time. Despite facing a St. Louis Cardinals lineup that featured names such as Lou Brock, Curt Flood, Dal Maxvill and Joe Torre, the Expos treated their fans to an 8-7 win.

One of the highlights of the inaugural season came on April 17 at Connie Mack Stadium in Philadelphia. Bill Stoneman, later a general manager with the Expos and the Anaheim Angels, pitched the franchise's first no-hitter in defeating the Phillies, 7-0. The Expos would go on to finish the season with a 52-110 mark.

The following season saw Montreal improve by 21 games under Mauch. Twenty-six-year-old pitcher Carl Morton went 18-11 with a 3.26 ERA en route to being named the 1970 NL Rookie of the Year. In 1973, the Expos made their first pennant chase as they won 79 games and were in the race for the National League East title until the final weekend of the season.

After a few disappointing seasons, the Expos moved into Olympic Stadium in 1977, which was the main venue for the 1976 Olympic Games. A crowd of 57,592 fans attended the first game at The Big O as the Expos fell to the Phillies, 7-2.

Montreal started to form the nucleus of a team that would bring home its first NL East title with players such as Ellis Valentine, Andre Dawson, Warren Cromartie, Gary Carter and Steve Rogers. The Expos won 95 games in 1979 only to fall two games shy of the title and were again in the pennant race until the final game of the 1980 season.

In 1981, the Expos finally cleared the hurdle as they won the NL East's second-half title in a season shortened by a players' strike. In a best-of-five Divisional Series, Montreal topped first-half champion Philadelphia, three games to two, and advanced to their first NLCS.

The NLCS against Tommy Lasorda's Los Angeles Dodgers went down to the ninth inning of the fifth and deciding game. With the game tied at 1-1, Dodgers outfielder Rick Monday hit a two-out solo homer off Rogers. The Expos put two runners on in the bottom of the ninth, but could not tie the score as Los Angeles advanced to the World Series.

In 1982, Montreal hosted the first Major League Baseball All-Star Game to be held outside of the United States. The National League won its 11th consecutive Midsummer Classic on the strength of a home run by Cincinnati's Dave Concepcion. Five players represented the Expos on the NL squad: Carter, Rogers, Dawson, Tim Lincecum and Al Oliver.

Montreal remained competitive throughout much of the next decade, including 91 wins in 1987 by a team led by Raines, Andres Galarraga, Hubie Brooks and Tim Wallach.

Bronfman sold the franchise to team president Claude Brochu on June 14, 1991. The next season Brochu appointed long-time Montreal coach Felipe Alou as field manager. Alou guided the Expos to 87 victories and a second-place finish in his first year at the helm and then improved upon that with 94 wins in 1993.



The 1994 season saw a core group of players such as Larry Walker, Marquis Grissom, Moises Alou, Pedro Martinez, Ken Hill and John Wetteland storm out to a 74-40 mark - the best in the Major Leagues - and a six-game lead in the newly-formed National League East on Aug. 11. However, the season was never completed. A players' strike began the following day that would wipe out the remainder of the 1994 schedule.

After the changing economics of the baseball landscape forced the Expos to trade some of those core players, the '95 team finished in last place in the NL East. It was only the second time since 1977 that Montreal finished in last place.

Two years later, Martinez continued to establish himself as one of the top starting pitchers in the Major Leagues. He posted a 17-8 record with a 1.90 ERA, 305 strikeouts and 13 complete games en route to being the only Expos' pitcher to win the National League Cy Young Award. That winter, Martinez was traded to the Boston Red Sox.

The 1998 season was marked by stellar individual performances on the field and uncertainty off the field. Outfielder Vladimir Guerrero, 22, displayed his immense talent by setting six Montreal records, including the club single-season home run mark. Also, 24-year-old closer Ugueth Urbina recorded 34 saves with a 1.30 ERA, and Alou became the franchise's most successful manager with his 521st victory on Aug. 19.

Off the field, Brochu struggled in an attempt to finalize funding for a new downtown ballpark and announced his willingness to sell his shares of the franchise. In 1999, Jeffrey Loria was officially approved as the Expos controlling person following a buy-back of Brochu's shares. In February 2002, Major League Baseball approved the sale of the Florida Marlins to Loria and the sale of the Expos to Major League Baseball and the 29 other Major League Clubs. A new Expos senior management team was announced: Tony Tavares (president), Omar Minaya (general manager) and Hall of Famer Frank Robinson (field manager). Baseball Commissioner Allan H. (Bud) Selig also announced the formation of a relocation committee to seek a new permanent home for the franchise.

The 2003 and 2004 seasons saw the Expos make baseball history by playing a portion of their home schedule at Hiram Bithorn Stadium in San Juan, Puerto Rico. Fans in Puerto Rico celebrated the return of Major League Baseball to the island. The Expos drew nearly 530,000 fans and posted a 20-23 mark over their 43 games played at Hiram Bithorn Stadium during the two-season trial. On Sept. 29, 2004, Commissioner Selig announced the formal approval of the relocation of the Expos franchise to the nation's capital, Washington, D.C., for the 2005 season.

MONTREAL EXPOS TIMELINE

November 25, 1968	West Palm Beach was selected as Expos Spring Training site.
November 26, 1968	Gaetan Groleau became first native Canadian signed by Expos.
January 24, 1969	Expos unveiled inaugural season home uniforms.
October 2, 1972	Bill Stoneman pitched second career no-hitter and first at Montreal vs. Mets.
April 20, 1977	Gary Carter became first Expos player to record three homers in a single game.
November, 1977	Andre Dawson named National League Rookie of the Year.
October 1, 1978	Ross Grimsley became first and only Expos pitcher to win at least 20 games.
September 10, 1980	Bill Gullickson set a franchise mark with 18 strikeouts in a game vs. Cubs.
May 10, 1981	Charlie Lea threw third no-hitter in Montreal history against Giants.
October 3, 1982	Al Oliver finished with a .331 batting average to win Montreal's first batting crown.
April 13, 1984	Pete Rose recorded his 4,000th career hit as a member of the Expos.
July 28, 1991	Dennis Martinez hurled the 15th perfect game in MLB history, the first in franchise annals at LAD.
September, 1991	Montreal played its final month on the road after a concrete chunk fell from Stade Olympique.
May 15, 1993	Rusty Staub's uniform number 10 was retired by the Expos.
July 31, 1993	Montreal retired Gary Carter's uniform number 8.
July 6, 1997	Andre Dawson's uniform No. 10 was also retired by the Expos.
October, 2001	Orlando Cabrera was the first Expos shortstop to win a Rawlings Gold Glove.
July 27, 2003	Gary Carter is inducted into the National Baseball Hall of Fame and Museum in Cooperstown, NY.
June 19, 2004	Tim Lincecum's uniform No. 30 retired by the Expos.
September 19, 2005	Montreal Canadiens announce official acquisition/adoption of Youppi!
July 25, 2010	Andre "Hawk" Dawson is inducted into the National Baseball Hall of Fame and Museum in Cooperstown, NY.
July 23, 2011	Broadcaster Dave Van Horn receives Ford C. Frick Award as part of National Baseball Hall of Fame and Museum's annual induction ceremony in Cooperstown, NY.
July 26, 2015	Pedro Martinez and Randy Johnson are inducted into the National Baseball Hall of Fame and Museum in Cooperstown, NY.
July 30, 2017	Tim Lincecum inducted into the National Baseball Hall of Fame and Museum in Cooperstown, NY.
July 29, 2018	Vladimir Guerrero inducted into the National Baseball Hall of Fame and Museum in Cooperstown, NY...He is enshrined as a member of the Los Angeles Angels.
Sept. 8, 2021	Larry Walker inducted into the National Baseball Hall of Fame and Museum in Cooperstown, NY...He is enshrined as a member of the Colorado Rockies.

# NATIONALS/EXPOS YEAR-BY-YEAR STANDINGS AND ATTENDANCE

YEAR	WINS	LOSSES	PCT.	DIVISION FINISH	GB/GA	ATTENDANCE	MANAGER(S)
1969	52	110	.321	6	-48.0	1,212,608	Gene Mauch
1970	73	89	.451	6	-16.0	1,424,683	Gene Mauch
1971	71	90	.441	5	-25.5	1,290,963	Gene Mauch
1972	70	86	.449	5	-26.5	1,142,145	Gene Mauch
1973	79	83	.488	4	-3.5	1,246,863	Gene Mauch
1974	79	82	.491	4	-8.5	1,019,134	Gene Mauch
1975	75	87	.463	5	-17.5	908,292	Gene Mauch
1976	55	107	.340	6	-46.0	646,704	Karl Kuehl/Charlie Fox
1977	75	87	.463	5	-26.0	1,433,757	Dick Williams
1978	76	86	.469	4	-14.0	1,427,007	Dick Williams
1979	95	65	.594	2	-2.0	2,102,173	Dick Williams
1980	90	72	.556	2	-1.0	2,208,175	Dick Williams
1981	60	48	.556	—	—	1,534,564	
	30	25	.545	3	-4.0	1st half	Dick Williams/
	30	23	.566	1	+0.5	2nd half	Jim Fanning
1982	86	76	.531	3	-6.0	2,318,292	Jim Fanning
1983	82	80	.506	3	-8.0	2,320,651	Bill Virdon
1984	78	83	.484	5	-18.0	1,606,531	Virdon/Fanning
1985	84	77	.522	3	-16.5	1,502,494	Buck Rodgers
1986	78	83	.484	4	-29.5	1,128,981	Buck Rodgers
1987	91	71	.562	3	-4.0	1,850,324	Buck Rodgers
1988	81	81	.500	3	-20.0	1,478,659	Buck Rodgers
1989	81	81	.500	4	-12.0	1,783,533	Buck Rodgers
1990	85	77	.525	3	-10.0	1,421,388	Buck Rodgers
1991	71	90	.441	6	26.5	978,076	Rodgers/Runnels
1992	87	75	.537	2	-9.0	1,731,566	Runnels/Alou
1993	94	68	.580	2	-3.0	1,641,437	Felipe Alou
1994	74	40	.649	1	+6.0	1,276,250	Felipe Alou
1995	66	78	.458	5	-24.0	1,309,618	Felipe Alou
1996	88	74	.543	2	-8.0	1,618,573	Felipe Alou
1997	78	84	.481	4	-23.0	1,497,609	Felipe Alou
1998	65	97	.401	4	-41.0	914,717	Felipe Alou
1999	68	94	.420	4	-35.0	773,277	Felipe Alou
2000	67	95	.414	4	-28.0	926,263	Felipe Alou
2001	68	94	.420	5	-20.0	642,748	Felipe Alou/Jeff Torborg
2002	83	79	.512	2	-19.0	812,545	Frank Robinson
2003	83	79	.512	4	-18.0	1,025,639	Frank Robinson
2004	67	95	.414	5	-29.0	748,587	Frank Robinson
EXPOS	2,755	2,943	.484	—	—	48,904,826	—
*** Montreal tied 4 games in 36 NL seasons ***							
2005	81	81	.500	5	-9.0	2,731,993	Frank Robinson
2006	71	91	.438	5	-26.0	2,153,056	Frank Robinson
2007	73	89	.451	4	-16.0	1,961,606	Manny Acta
2008	59	102	.366	5	-32.5	2,321,988	Manny Acta
2009	59	103	.364	5	-34.0	1,817,256	Manny Acta/Jim Riggleman
2010	69	93	.426	5	-28.0	1,828,066	Jim Riggleman
2011	80	81	.497	3	-21.5	1,940,478	Jim Riggleman/Davey Johnson
2012	98	64	.605	1	+4.0	2,370,794	Davey Johnson
2013	86	76	.531	2	-10.0	2,652,422	Davey Johnson
2014	96	66	.593	1	+17.0	2,579,389	Matt Williams
2015	83	79	.512	2	-7.0	2,619,843	Matt Williams
2016	95	67	.586	1	+8.0	2,481,938	Dusty Baker
2017	97	65	.599	1	+20.0	2,524,980	Dusty Baker
2018	82	80	.506	2	-8.0	2,529,604	Dave Martinez
2019	93	69	.574	2	-4.0	2,259,781	Dave Martinez
2020	26	34	.433	T4	-9.0	0	Dave Martinez
2021	65	97	.410	5	-23.5	1,465,543	Dave Martinez
2022	55	107	.340	5	-46.0	2,026,401	Dave Martinez
2023	71	91	.438	5	-33.0	1,865,832	Dave Martinez
2024	71	91	.438	4	-24.0	1,967,302	Dave Martinez
FRANCHISE	4,265	4,569	.483	—	—	91,003,009	—

FRANCHISE YEAR-BY-YEAR BATTING STATISTICS

YEAR	AVG	G	AB	R	H	2B	3B	HR	RBI	BB	IBB	SO	SB	CS	E
1969	.240	162	5419	582	1300	202	33	125	542	529	51	962	52	52	184
1970	.237	162	5411	687	1284	211	35	136	646	659	64	972	65	45	141
1971	.245	162	5335	622	1312	197	29	88	567	543	58	800	51	43	150
1972	.234	156	5156	513	1205	156	22	91	462	474	55	828	68	66	134
1973	.250	162	5369	668	1345	190	23	125	613	695	76	777	77	68	163
1974	.254	161	5343	662	1355	201	29	86	610	652	65	812	124	49	153
1975	.244	162	5518	601	1346	216	31	98	542	579	73	954	108	58	180
1976	.235	162	5428	531	1275	224	32	94	507	433	42	841	86	44	155
1977	.260	162	5675	665	1474	294	50	138	622	478	66	877	88	50	129
1978	.254	162	5530	633	1404	269	31	121	589	396	62	881	80	42	134
1979	.264	160	5465	701	1445	273	42	143	651	432	68	890	121	56	131
1980	.257	162	5465	694	1407	250	61	114	647	547	75	865	237	82	144
1981	.246	108	3591	443	883	146	28	81	407	368	55	498	138	40	81
1982	.262	162	5557	697	1454	270	38	133	656	503	72	816	156	56	122
1983	.264	163	5611	677	1482	297	41	102	632	509	76	733	138	44	116
1984	.251	161	5439	593	1367	242	36	96	553	470	50	782	131	38	132
1985	.247	161	5429	633	1342	242	49	118	593	492	73	880	169	77	121
1986	.254	161	5508	637	1401	255	50	110	602	537	72	1016	193	95	133
1987	.265	162	5527	741	1467	310	39	120	695	501	77	918	166	74	147
1988	.251	163	5573	628	1400	260	48	107	575	454	71	1053	189	89	142
1989	.247	162	5482	632	1353	267	30	100	587	572	83	958	160	70	136
1990	.250	162	5453	662	1363	227	43	114	607	576	67	1024	235	99	110
1991	.246	161	5412	579	1329	236	42	95	536	484	51	1056	221	100	133
1992	.252	162	5477	648	1381	263	37	102	601	463	43	976	196	63	124
1993	.257	163	5493	732	1410	270	36	122	682	542	65	860	228	56	159
1994	.278	114	4000	585	1111	246	30	108	542	379	39	669	137	36	94
1995	.259	144	4905	621	1268	265	24	118	572	400	43	901	120	49	109
1996	.262	162	5505	741	1441	297	27	148	696	492	49	1077	108	34	126
1997	.258	162	5526	691	1423	339	34	172	659	420	39	1084	75	46	132
1998	.249	162	5418	644	1348	280	32	147	602	439	31	1058	91	46	155
1999	.265	162	5559	718	1473	320	47	163	680	438	39	939	70	51	160
2000	.266	162	5535	738	1475	310	35	178	705	476	53	1048	58	48	132
2001	.253	162	5379	670	1361	320	28	131	622	478	59	1071	101	51	108
2002	.261	162	5479	735	1432	300	36	162	695	575	85	1104	118	64	139
2003	.258	162	5437	711	1404	294	25	144	682	522	58	990	100	39	102
2004	.249	162	5474	635	1361	276	27	151	605	496	51	925	109	38	99
EXPOS	.253	5,702	192,883	23,350	48,881	9,215	1,280	4,381	21,784	18,003	2,156	32,895	4,564	2,158	4,810
2005	.252	162	5426	639	1367	311	32	117	615	491	55	1090	45	45	92
2006	.262	162	5495	746	1437	322	22	164	695	594	66	1156	123	62	131
2007	.256	162	5520	673	1415	309	31	123	646	524	38	1128	69	23	107
2008	.251	161	5491	641	1376	269	26	117	608	534	21	1095	81	43	123
2009	.258	162	5493	710	1416	271	38	156	685	617	39	1208	73	40	143
2010	.250	162	5418	655	1355	250	31	149	634	503	36	1220	110	41	127
2011	.242	161	5441	624	1319	257	22	154	594	470	40	1323	106	38	104
2012	.261	162	5615	731	1468	301	25	194	688	479	43	1325	105	35	94
2013	.251	162	5436	656	1365	259	27	161	621	464	35	1192	88	28	107
2014	.253	162	5542	686	1403	265	27	152	635	517	29	1304	101	23	100
2015	.251	162	5428	703	1363	265	13	177	665	539	38	1344	57	23	90
2016	.256	162	5490	763	1403	268	29	203	735	536	49	1252	121	39	73
2017	.266	162	5553	819	1477	311	31	215	796	542	56	1327	108	30	86
2018	.254	162	5517	771	1402	284	25	191	737	631	56	1289	119	33	64
2019	.265	162	5512	873	1460	298	27	231	824	584	33	1308	116	29	87
2020	.264	60	1968	293	519	112	12	66	279	192	16	451	33	12	7
2021	.258	162	5385	724	1388	272	20	182	686	573	43	1303	56	26	96
2022	.249	162	5434	603	1351	252	20	136	579	442	12	1221	75	31	104
2023	.254	162	5522	700	1401	279	26	151	665	423	6	1149	127	29	90
2024	.243	162	5374	660	1306	267	18	135	621	456	11	1220	223	73	109
FRANCHISE	.254	8,838	298,943	37,020	75,872	14,637	1,782	7,555	34,792	28,114	2,880	56,800	6,500	2,761	6,778

BOLD - Led National League



FRANCHISE BATTING LEADERS — ALL-TIME

BATTING AVERAGE

1.	Vladimir Guerrero .....	323
2.	Tim Laines.....	301
3.	José Vidro .....	301
4.	Rondell White.....	293
5.	Anthony Rendon.....	290
6.	Warren Cromartie .....	280
7.	Andre Dawson.....	280
8.	Bryce Harper.....	279
9.	Ryan Zimmerman .....	277
10.	Gary Carter.....	269

HITS

1.	Ryan Zimmerman.....	1846
2.	Tim Wallach .....	1694
3.	Tim Raines.....	1622
4.	Andre Dawson.....	1575
5.	Gary Carter.....	1427
6.	José Vidro .....	1280
7.	Vladimir Guerrero .....	1215
8.	Warren Cromartie .....	1063
9.	Anthony Rendon.....	994
10.	Bryce Harper.....	922

TOTAL BASES

1.	Ryan Zimmerman .....	3159
2.	Tim Wallach .....	2728
3.	Andre Dawson .....	2679
4.	Gary Carter.....	2409
5.	Tim Raines.....	2355
6.	Vladimir Guerrero .....	2211
7.	José Vidro .....	1953
8.	Bryce Harper.....	1693
9.	Anthony Rendon.....	1677
10.	Warren Cromartie .....	1525

SLUGGING PERCENTAGE

1.	Vladimir Guerrero .....	588
2.	Bryce Harper.....	512
3.	Anthony Rendon.....	490
4.	Rondell White.....	480
5.	Andre Dawson.....	476
6.	Ryan Zimmerman .....	475
7.	José Vidro .....	459
8.	Gary Carter.....	454
9.	Tim Raines.....	437
10.	Bob Bailey .....	437

DOUBLES

1.	Ryan Zimmerman .....	417
2.	Tim Wallach .....	360
3.	José Vidro .....	304
4.	Andre Dawson.....	295
5.	Tim Raines.....	281
6.	Gary Carter.....	274
7.	Anthony Rendon.....	245
8.	Vladimir Guerrero .....	226
9.	Warren Cromartie .....	222
10.	Orlando Cabrera.....	214

RBI

1.	Ryan Zimmerman .....	1061
2.	Tim Wallach .....	905
3.	Andre Dawson .....	838
4.	Gary Carter.....	823
5.	Vladimir Guerrero .....	702
6.	Tim Raines.....	556
7.	José Vidro .....	550
8.	Anthony Rendon.....	546
9.	Bryce Harper.....	521
10.	Andrés Galarraga .....	473

GAMES

1.	Ryan Zimmerman .....	1799
2.	Tim Wallach .....	1767
3.	Gary Carter.....	1503
4.	Tim Raines.....	1452
5.	Andre Dawson.....	1443
6.	José Vidro .....	1186
7.	Warren Cromartie .....	1038
8.	Vladimir Guerrero .....	1004
9.	Larry Parrish .....	967
T10.	Bob Bailey .....	951
T10.	Andrés Galarraga .....	951

TRIPLES

1.	Tim Raines.....	82
2.	Andre Dawson.....	67
3.	Vladimir Guerrero .....	34
4.	Trea Turner .....	32
5.	Tim Wallach .....	31
6.	Warren Cromartie .....	30
7.	Cristian Guzman.....	28
T8.	Delino DeShields .....	25
T8.	Mitch Webster .....	25
T10.	Gary Carter.....	24
T10.	Larry Parrish .....	24

WALKS

1.	Tim Raines.....	793
2.	Ryan Zimmerman .....	646
3.	Bryce Harper.....	585
4.	Gary Carter.....	582
5.	Tim Wallach .....	514
6.	Bob Bailey .....	502
7.	Juan Soto .....	464
8.	Anthony Rendon.....	409
9.	Jayson Werth.....	403
10.	José Vidro .....	397

RUNS

1.	Ryan Zimmerman .....	963
2.	Tim Raines.....	947
3.	Andre Dawson .....	828
4.	Tim Wallach .....	737
5.	Gary Carter.....	707
6.	Vladimir Guerrero .....	641
7.	José Vidro .....	614
8.	Bryce Harper.....	610
9.	Anthony Rendon.....	571
10.	Jayson Werth.....	450

HOME RUNS

1.	Ryan Zimmerman .....	284
2.	Vladimir Guerrero .....	234
3.	Andre Dawson .....	225
4.	Gary Carter.....	220
5.	Tim Wallach .....	204
6.	Bryce Harper.....	184
7.	Anthony Rendon.....	136
8.	Juan Soto .....	119
9.	Bob Bailey .....	118
T10.	Andrés Galarraga .....	115
T10.	José Vidro .....	115

STOLEN BASES

1.	Tim Raines.....	635
2.	Marquis Grissom .....	266
3.	Andre Dawson.....	253
4.	Trea Turner .....	192
5.	Delino DeShields .....	187
6.	Rodney Scott .....	139
7.	Otis Nixon .....	133
8.	Vladimir Guerrero .....	123
9.	Ian Desmond .....	122
10.	Larry Walker .....	98

# FRANCHISE YEAR-BY-YEAR BATTING LEADERS

## BATTING AVERAGE

1969	Rusty Staub	.....	.302
1970	Rusty Staub	.....	.274
1971	Rusty Staub	.....	.311
1972	Ron Fairly	.....	.276
1973	Run Hunt	.....	.309
1974	Willie Davis	.....	.295
1975	Larry Parrish	.....	.274
1976	Tim Foli	.....	.264
1977	Ellis Valentine	.....	.293
1978	Warren Cromartie	.....	.297
1979	Larry Parrish	.....	.307
1980	Andre Dawson	.....	.308
1981	Cromartie/Raines	.....	.304
1982	<b>Al Oliver</b>	.....	<b>.331</b>
1983	Al Oliver	.....	.300
1984	Tim Raines	.....	.309
1985	Tim Raines	.....	.320
1986	<b>Tim Raines</b>	.....	<b>.334</b>
1987	Tim Raines	.....	.330
1988	Andrés Galarrraga	.....	.302
1989	Larry Parrish	.....	.286
1990	Tim Wallach	.....	.296
1991	Ivan Calderon	.....	.300
1992	Larry Walker	.....	.301
1993	Marquis Grissom	.....	.298
1994	Moises Alou	.....	.339
1995	David Segui	.....	.309
1996	Mark Grudzielanek	.....	.306
1997	Larry Walker	.....	.307
1998	Vladimir Guerrero	.....	.324
1999	Vladimir Guerrero	.....	.316
2000	Vladimir Guerrero	.....	.345
2001	José Vidro	.....	.319
2002	Vladimir Guerrero	.....	.336
2003	Vladimir Guerrero	.....	.330
2004	Juan Rivera	.....	.307
2005	Nick Johnson	.....	.289
2006	Nick Johnson	.....	.290
2007	Dmitri Young	.....	.320
2008	Cristian Guzman	.....	.316
2009	Ryan Zimmerman	.....	.292
2010	Ryan Zimmerman	.....	.307
2011	Michael Morse	.....	.303
2012	Jayson Werth	.....	.300
2013	Jayson Werth	.....	.318
2014	Denard Span	.....	.302
2015	Bryce Harper	.....	.330
2016	Daniel Murphy	.....	.347
2017	Daniel Murphy	.....	.322
2018	Anthony Rendon	.....	.308
2019	Anthony Rendon	.....	.319
2020	<b>Juan Soto</b>	.....	<b>.351</b>
2021	Juan Soto	.....	.313
2022	Cesar Hernandez	.....	.248
2023	Joey Meneses	.....	.275
2024	Luis García Jr.	.....	.282

## HOME RUNS

1969	Rusty Staub	.....	29
1970	Rusty Staub	.....	30
1971	Rusty Staub	.....	19
1972	Ron Fairly	.....	17
1973	Bob Bailey	.....	26
1974	Bob Bailey	.....	20
1975	Mike Jorgensen	.....	18
1976	Larry Parrish	.....	11
1977	Gary Carter	.....	31
1978	Dawson/Valentine	.....	25
1979	Larry Parrish	.....	30
1980	Gary Carter	.....	29
1981	Andre Dawson	.....	24
1982	Gary Carter	.....	29
1983	Andre Dawson	.....	32
1984	Gary Carter	.....	27
1985	Andre Dawson	.....	23
1986	Andre Dawson	.....	20
1987	Tim Wallach	.....	26
1988	Andrés Galarrraga	.....	29
1989	Andrés Galarrraga	.....	23
1990	Tim Wallach	.....	21
1991	Ivan Calderon	.....	19
1992	Larry Walker	.....	23
1993	Larry Walker	.....	22
1994	Moises Alou	.....	22
1995	Alou/Berry/Tarasco	.....	14
1996	Henry Rodriguez	.....	36
1997	Rondell White	.....	28
1998	Vladimir Guerrero	.....	38
1999	Vladimir Guerrero	.....	42
2000	Vladimir Guerrero	.....	44
2001	Vladimir Guerrero	.....	34
2002	Vladimir Guerrero	.....	39
2003	Vladimir Guerrero	.....	25
2004	Wilkerson/Batista	.....	32
2005	Jose Guillen	.....	24
2006	Alfonso Soriano	.....	46
2007	Ryan Zimmerman	.....	24
2008	Zimmerman/Milledge	.....	14
2009	Adam Dunn	.....	38
2010	Adam Dunn	.....	38
2011	Michael Morse	.....	31
2012	Adam LaRoche	.....	33
2013	Ryan Zimmerman	.....	26
2014	Adam LaRoche	.....	26
2015	<b>Bryce Harper</b>	.....	<b>42</b>
2016	Daniel Murphy	.....	25
2017	Ryan Zimmerman	.....	36
2018	Bryce Harper	.....	34
2019	Anthony Rendon	.....	34
2020	Juan Soto	.....	13
2021	Juan Soto	.....	29
2022	Juan Soto	.....	21
2023	Lane Thomas	.....	28
2024	CJ Abrams	.....	20

## RBI

1969	Coco Laboy	.....	83
1970	Rusty Staub	.....	94
1971	Rusty Staub	.....	97
1972	Ron Fairly	.....	68
1973	Ken Singleton	.....	103
1974	Willie Davis	.....	89
1975	Gary Carter	.....	68
1976	Larry Parrish	.....	61
1977	Tony Perez	.....	91
1978	Tony Perez	.....	78
1979	Andre Dawson	.....	92
1980	Gary Carter	.....	101
1981	Gary Carter	.....	68
1982	<b>Al Oliver</b>	.....	<b>109</b>
1983	Andre Dawson	.....	113
1984	Gary Carter	.....	106
1985	Hubie Brooks	.....	100
1986	Andre Dawson	.....	78
1987	Tim Wallach	.....	123
1988	Andrés Galarrraga	.....	92
1989	Andrés Galarrraga	.....	85
1990	Tim Wallach	.....	98
1991	Ivan Calderon	.....	75
1992	Larry Walker	.....	93
1993	Marquis Grissom	.....	95
1994	Larry Walker	.....	86
1995	Mike Lansing	.....	62
1996	Henry Rodriguez	.....	103
1997	Henry Rodriguez	.....	83
1998	Vladimir Guerrero	.....	109
1999	Vladimir Guerrero	.....	131
2000	Vladimir Guerrero	.....	123
2001	Vladimir Guerrero	.....	108
2002	Vladimir Guerrero	.....	111
2003	Orlando Cabrera	.....	80
2004	Tony Batista	.....	110
2005	Jose Guillen	.....	76
2006	Ryan Zimmerman	.....	110
2007	Ryan Zimmerman	.....	91
2008	Lastings Milledge	.....	61
2009	Ryan Zimmerman	.....	106
2010	Adam Dunn	.....	103
2011	Michael Morse	.....	95
2012	Adam LaRoche	.....	100
2013	Jayson Werth	.....	82
2014	Adam LaRoche	.....	92
2015	Bryce Harper	.....	99
2016	Daniel Murphy	.....	104
2017	Ryan Zimmerman	.....	108
2018	Bryce Harper	.....	100
2019	<b>Anthony Rendon</b>	.....	<b>126</b>
2020	Trea Turner	.....	41
2021	Juan Soto	.....	95
2022	Nelson Cruz	.....	64
2023	Joey Meneses	.....	89
2024	Luis García Jr	.....	70

## STOLEN BASES

1969	Maury Wills	.....	15
1970	Rusty Staub	.....	12
1971	Bob Bailey	.....	13
1972	Mike Jorgensen	.....	12
1973	Mike Jorgensen	.....	16
1974	Larry Lintz	.....	50
1975	Pepe Mangual	.....	33
1976	Pepe Mangual	.....	17
1977	Cash, Dawson	.....	21
1978	Andre Dawson	.....	28
1979	Rodney Scott	.....	39
1980	Ron LeFlore	.....	97
1981	<b>Tim Raines</b>	.....	<b>71</b>
1982	<b>Tim Raines</b>	.....	<b>78</b>
1983	<b>Tim Raines</b>	.....	<b>90</b>
1984	<b>Tim Raines</b>	.....	<b>75</b>
1985	Tim Raines	.....	70
1986	Tim Raines	.....	70
1987	Tim Raines	.....	50
1988	Otis Nixon	.....	46
1989	Tim Raines	.....	41
1990	Otis Nixon	.....	50
1991	<b>Marquis Grissom</b>	.....	<b>76</b>
1992	<b>Marquis Grissom</b>	.....	<b>78</b>
1993	Marquis Grissom	.....	53
1994	Marquis Grissom	.....	36
1995	Mike Lansing	.....	27
1996	Mark Grudzielanek	.....	33
1997	Mark Grudzielanek	.....	25
1998	T.Jones/R.White	.....	16
1999	Manny Martinez	.....	19
2000	Peter Bergeron	.....	11
2001	Vladimir Guerrero	.....	37
2002	Vladimir Guerrero	.....	40
2003	Orlando Cabrera	.....	24
2004	Endy Chavez	.....	32
2005	Cristian Guzman	.....	9
2006	Alfonso Soriano	.....	41
2007	Felipe Lopez	.....	24
2008	Lastings Milledge	.....	24
2009	Nyjer Morgan	.....	24
2010	Nyjer Morgan	.....	34
2011	Ian Desmond	.....	25
2012	Ian Desmond	.....	21
2013	Ian Desmond	.....	21
2014	Denard Span	.....	31
2015	Michael A. Taylor	.....	16
2016	Trea Turner	.....	33
2017	Trea Turner	.....	46
2018	<b>Trea Turner</b>	.....	<b>43</b>
2019	Trea Turner	.....	35
2020	Trea Turner	.....	12
2021	Trea Turner	.....	21
2022	Victor Robles	.....	15
2023	CJ Abrams	.....	47
2024	Jacob Young	.....	33

**BOLD** - Led National League

# FRANCHISE BATTING — SINGLE SEASON

## BATTING AVERAGE

1.	<b>Juan Soto</b> .....	<b>351</b>	<b>2020</b>
2.	Daniel Murphy .....	347	2016
3.	Vladimir Guerrero .....	345	2000
4.	Moises Alou .....	339	1994
5.	Vladimir Guerrero .....	336	2002
6.	Trea Turner .....	335	2020
7.	<b>Tim Raines</b> .....	<b>334</b>	<b>1986</b>
8.	<b>Al Oliver</b> .....	<b>331</b>	<b>1982</b>
9.	Tim Raines.....	330	1987
10.	Bryce Harper.....	330	2015

## HITS

1.	<b>Vladimir Guerrero</b> ....	<b>206</b>	<b>2002</b>
2.	<b>Al Oliver</b> .....	<b>204</b>	<b>1982</b>
3.	Vladimir Guerrero .....	202	1998
4.	Mark Grudzielanek.....	201	1996
5.	José Vidro .....	200	2000
6.	Vladimir Guerrero.....	197	2000
7.	Tim Raines.....	194	1986
8.	Vladimir Guerrero .....	193	1999
9.	Tim Raines.....	192	1984
10.	José Vidro .....	190	2002

## TOTAL BASES

1.	Vladimir Guerrero .....	379	2000
2.	Vladimir Guerrero .....	367	1998
3.	Vladimir Guerrero .....	366	1999
4.	<b>Vladimir Guerrero</b> ....	<b>364</b>	<b>2002</b>
5.	Alfonso Soriano.....	362	2006
6.	Andre Dawson.....	341	1983
7.	Vladimir Guerrero .....	339	2001
8.	Bryce Harper.....	338	2015
9.	Andrés Galarraga.....	329	1988
10.	José Vidro .....	327	2000

## GAMES

T1.	<b>Orlando Cabrera</b> .....	<b>162</b>	<b>2001</b>
T1.	<b>Orlando Cabrera</b> .....	<b>162</b>	<b>2003</b>
T1.	<b>Warren Cromartie</b> .....	<b>162</b>	<b>1980</b>
T1.	<b>Ken Singleton</b> .....	<b>162</b>	<b>1973</b>
T1.	<b>Rusty Staub</b> .....	<b>162</b>	<b>1971</b>
T1.	<b>Trea Turner</b> .....	<b>162</b>	<b>2018</b>
T1.	<b>Ryan Zimmerman</b> .....	<b>162</b>	<b>2007</b>
T8.	Vladimir Guerrero .....	161	2002
T8.	Austin Kearns .....	161	2007
T8.	Tim Wallach .....	161	1990

## DOUBLES

1.	<b>Mark Grudzielanek</b> ....	<b>54</b>	<b>1997</b>
2.	José Vidro .....	51	2000
T3.	Orlando Cabrera.....	47	2003
T3.	<b>Daniel Murphy</b> .....	<b>47</b>	<b>2016</b>
T3.	Ryan Zimmerman .....	47	2006
T6.	Warren Cromartie.....	46	1979
T6.	Nick Johnson .....	46	2006
T8.	Vladimir Guerrero .....	45	2001
T8.	Mike Lansing.....	45	1997
T8.	José Vidro .....	45	1999

## RBI

1.	Vladimir Guerrero .....	131	1999
2.	<b>Anthony Rendon</b> .....	<b>126</b>	<b>2019</b>
T3.	Vladimir Guerrero .....	123	2000
T3.	Tim Wallach .....	123	1987
5.	Andre Dawson .....	113	1983
6.	Vladimir Guerrero .....	111	2002
T7.	Juan Soto .....	110	2019
T7.	Ryan Zimmerman .....	110	2006
T7.	Tony Batista .....	110	2004
T10.	Vladimir Guerrero .....	109	1998
T10.	<b>Al Oliver</b> .....	<b>109</b>	<b>1982</b>

## AT-BATS

1.	Trea Turner .....	664	2018
2.	Warren Cromartie .....	659	1979
3.	Dave Cash.....	658	1978
4.	Mark Grudzielanek.....	657	1996
T5.	<b>Marquis Grissom</b> .....	<b>653</b>	<b>1992</b>
T5.	Ryan Zimmerman .....	653	2007
7.	Dave Cash.....	650	1977
8.	<b>Mark Grudzielanek</b> ...	<b>649</b>	<b>1997</b>
T9.	Tim Raines.....	647	1982
T9.	Alfonso Soriano.....	647	2006

## TRIPLES

T1.	Tim Raines.....	13	1985
T1.	<b>Rodney Scott</b> .....	<b>13</b>	<b>1980</b>
T1.	Mitch Webster .....	13	1986
4.	Andre Dawson.....	12	1979
T5.	Vladimir Guerrero .....	11	2000
T5.	Ron LeFlore.....	11	1980
T5.	<b>Denard Span</b> .....	<b>11</b>	<b>2013</b>
T8.	Andre Dawson.....	10	1983
T8.	Tim Raines.....	10	1986
T10.	MANY PLAYERS .....	9	—

## WALKS

1.	<b>Juan Soto</b> .....	<b>145</b>	<b>2021</b>
2.	<b>Bryce Harper</b> .....	<b>130</b>	<b>2018</b>
3.	Bryce Harper.....	124	2015
4.	Ken Singleton .....	123	1973
5.	Adam Dunn.....	116	2009
6.	Rusty Staub.....	112	1970
T7.	Nick Johnson .....	110	2006
T7.	Rusty Staub.....	110	1969
T9.	Juan Soto.....	108	2019
T9.	Bryce Harper.....	108	2016

## RUNS

1.	<b>Tim Raines</b> .....	<b>133</b>	<b>1983</b>
2.	<b>Tim Raines</b> .....	<b>123</b>	<b>1987</b>
3.	Alfonso Soriano.....	119	2006
4.	Bryce Harper.....	118	2015
5.	Anthony Rendon.....	117	2019
6.	Tim Raines.....	115	1985
7.	Brad Wilkerson.....	112	2004
8.	<b>Anthony Rendon</b> .....	<b>111</b>	<b>2014</b>
T9.	Juan Soto .....	110	2019
T9.	Ryan Zimmerman .....	110	2009

## HOME RUNS

1.	Alfonso Soriano.....	46	2006
2.	Vladimir Guerrero.....	44	2000
T3.	Vladimir Guerrero .....	42	1999
T3.	<b>Bryce Harper</b> .....	<b>42</b>	<b>2015</b>
5.	Vladimir Guerrero .....	39	2002
T6.	Adam Dunn.....	38	2009
T6.	Adam Dunn.....	38	2010
T6.	Vladimir Guerrero .....	38	1998
T9.	Henry Rodriguez .....	36	1996
T9.	Ryan Zimmerman.....	36	2017

## STOLEN BASES

1.	<b>Ron LeFlore</b> .....	<b>97</b>	<b>1980</b>
2.	<b>Tim Raines</b> .....	<b>90</b>	<b>1983</b>
3.	<b>Marquis Grissom</b> .....	<b>78</b>	<b>1992</b>
4.	<b>Tim Raines</b> .....	<b>78</b>	<b>1982</b>
5.	<b>Marquis Grissom</b> .....	<b>76</b>	<b>1991</b>
6.	<b>Tim Raines</b> .....	<b>75</b>	<b>1984</b>
7.	<b>Tim Raines</b> .....	<b>71</b>	<b>1981</b>
8.	Tim Raines.....	70	1985
9.	Tim Raines.....	70	1986
10.	Rodney Scott .....	63	1980

BOLD - Led National League



# FRANCHISE YEAR-BY-YEAR PITCHING STATISTICS

YEARS	W	L	ERA	G	CG	SHO	SV	IP	H	R	ER	HR	BB	IBB	SO
1969	52	110	4.33	162	26	8	21	1426.0	1429	791	686	145	702	76	973
1970	73	89	4.50	162	29	10	32	1438.2	1434	807	720	162	716	76	914
1971	71	90	4.11	162	49	8	25	1434.1	1418	729	656	133	658	73	829
1972	70	86	3.59	156	39	11	23	1401.1	1281	609	559	103	579	60	888
1973	79	83	3.71	162	26	6	38	1451.2	1356	702	599	128	681	74	866
1974	79	82	3.60	161	35	8	27	1429.0	1340	657	571	99	544	52	822
1975	75	87	3.72	162	30	12	25	1480.0	1448	690	612	102	665	63	831
1976	55	107	3.99	162	26	10	21	1440.0	1442	734	639	89	659	75	783
1977	75	87	4.01	162	31	11	33	1481.0	1426	736	660	135	579	49	856
1978	76	86	3.42	162	42	13	32	1446.0	1332	611	550	117	572	51	740
1979	95	65	3.14	160	33	18	39	1447.1	1379	581	505	116	450	51	813
1980	90	72	3.48	162	33	15	36	1456.2	1447	629	563	100	460	41	823
1981	60	48	3.30	108	20	12	23	975.0	902	394	357	58	268	21	520
1982	86	76	3.31	162	34	10	43	1461.0	1371	616	538	110	448	49	936
1983	82	80	3.58	163	38	15	34	1471.0	1406	646	585	120	479	50	899
1984	78	83	3.31	161	19	10	48	1431.0	1333	585	526	114	474	54	861
1985	84	77	3.55	161	13	13	53	1457.0	1346	636	574	99	509	70	870
1986	78	83	3.78	161	15	9	50	1466.1	1350	688	616	119	566	61	1051
1987	91	71	3.92	162	16	8	50	1450.1	1428	720	631	145	446	45	1012
1988	81	81	3.08	163	18	12	43	1482.0	1310	592	508	122	476	61	923
1989	81	81	3.48	162	20	13	35	1468.1	1344	630	567	120	519	62	1059
1990	85	77	3.37	162	18	11	50	1473.1	1349	598	551	127	510	76	991
1991	71	90	3.64	161	12	14	39	1440.1	1304	655	583	111	584	42	909
1992	87	75	3.25	162	11	14	49	1468.0	1296	581	530	92	525	41	1014
1993	94	68	3.55	163	8	7	61	1456.2	1369	682	574	119	521	38	934
1994	74	40	3.56	114	4	8	46	1036.2	970	454	410	100	288	28	805
1995	66	78	4.11	144	7	9	42	1283.2	1286	638	586	128	416	26	950
1996	88	74	3.78	162	11	7	43	1441.1	1353	668	605	152	482	33	1206
1997	78	84	4.14	162	27	14	37	1447.0	1365	740	665	149	557	45	1138
1998	65	97	4.38	162	4	5	39	1427.0	1448	783	695	156	533	39	1017
1999	68	94	4.69	162	6	4	44	1434.1	1505	853	748	152	572	39	1043
2000	67	95	5.13	162	4	7	39	1424.2	1575	902	812	181	579	40	1011
2001	68	94	4.68	162	5	11	28	1431.1	1509	812	745	190	525	40	1103
2002	83	79	3.97	162	9	3	39	1453.0	1475	718	641	165	508	80	1088
2003	83	79	4.01	162	15	10	42	1437.2	1467	716	640	181	463	51	1028
2004	67	95	4.33	162	11	11	31	1447.0	1277	769	696	191	582	78	1032
EXPOS	2,755	2,943	3.82	5,702	744	367	1,360	51,096.1	49,270	24,352	21,708	4,630	19,095	1,911	33,538
2005	81	81	3.87	162	4	9	51	1458.0	1456	673	627	140	539	77	997
2006	71	91	5.03	162	1	3	32	1436.1	1535	872	803	193	584	93	960
2007	73	89	4.58	162	0	6	46	1446.2	1502	783	736	187	580	44	931
2008	59	102	4.66	161	2	8	28	1434.0	1496	825	742	190	588	44	1063
2009	59	103	5.00	162	6	3	33	1424.1	1533	874	791	173	629	59	911
2010	69	93	4.13	162	2	5	37	1435.0	1469	742	659	151	512	57	1068
2011	80	81	3.58	161	3	10	49	1449.1	1403	643	577	129	477	43	1049
2012	98	64	3.33	162	3	9	51	1468.1	1296	594	543	129	497	32	1325
2013	86	76	3.59	162	6	13	47	1445.2	1367	626	576	142	405	17	1236
2014	96	66	3.03	162	5	19	45	1470.2	1351	555	495	110	352	26	1288
2015	83	79	3.62	162	4	13	41	1434.2	1366	635	577	145	364	37	1342
2016	95	67	3.51	162	1	12	46	1459.2	1272	612	570	155	468	43	1476
2017	97	65	3.88	162	3	5	46	1446.2	1300	672	623	189	495	39	1457
2018	82	80	4.04	162	2	7	40	1446.2	1320	682	649	198	487	37	1417
2019	93	69	4.27	162	1	13	40	1439.1	1340	724	683	202	517	41	5111
2020	26	34	5.09	60	2	3	12	503.2	548	301	285	94	216	22	508
2021	65	97	4.80	162	1	0	36	1394.1	1364	820	743	247	548	46	1346
2022	55	107	5.00	162	2	4	28	1411.2	1469	855	785	244	558	12	1220
2023	71	91	5.02	162	0	3	42	1428.1	1512	845	797	245	592	25	1225
2024	71	91	4.30	162	0	6	40	1434.0	1429	764	685	168	473	11	1314
FRANCHISE	4,265	4,569	3.95	8,838	792	526	2,150	78,963.0	76,598	38,449	34,653	8,061	28,976	2,716	57,182

BOLD - Led National League

# FRANCHISE PITCHING LEADERS — ALL-TIME

## GAMES PITCHED

1.	Tim Burke .....	425
2.	Tyler Clippard .....	418
3.	Steve Rogers .....	399
4.	Mel Rojas .....	388
5.	Jeff Reardon .....	359
6.	Drew Storen .....	355
7.	Luis Ayala .....	320
8.	Chad Cordero .....	305
9.	Woodie Fryman .....	297
10.	Ugueth Urbina .....	296

## GAMES STARTED

1.	Steve Rogers.....	393
2.	Stephen Strasburg .....	247
3.	Dennis Martinez .....	233
4.	Gio Gonzalez.....	213
5.	Livan Hernandez .....	197
6.	Bryn Smith .....	193
7.	Steve Renko .....	192
8.	Javier Vazquez .....	191
9.	Max Scherzer .....	189
10.	Jordan Zimmermann.....	178

## ERA (MIN 500.0 IP)

1.	Tim Burke .....	2.61
2.	Max Scherzer .....	2.80
3.	Jeff Reardon .....	2.84
4.	Ken Hill .....	3.04
5.	Pedro Martinez .....	3.06
6.	Dennis Martinez .....	3.06
7.	Dan Schatzeder .....	3.09
8.	Mel Rojas .....	3.11
9.	Steve Rogers.....	3.17
10.	Jeff Fassero.....	3.20

## WINS

1.	Steve Rogers.....	158
2.	Stephen Strasburg.....	113
3.	Dennis Martinez .....	100
4.	Max Scherzer .....	92
5.	Gio Gonzalez.....	86
6.	Bryn Smith .....	81
7.	Bill Gullickson .....	72
T8.	Livan Hernandez .....	70
T8.	Jordan Zimmermann.....	70
10.	Steve Renko .....	68

## INNINGS

1.	Steve Rogers.....	2837.2
2.	Dennis Martinez .....	1609.0
3.	Stephen Strasburg .....	1470.0
4.	Bryn Smith .....	1400.1
5.	Steve Renko .....	1359.1
6.	Livan Hernandez .....	1317.0
7.	Gio Gonzalez.....	1253.1
8.	Javier Vazquez .....	1229.1
9.	Max Scherzer .....	1229.0
10.	Bill Gullickson .....	1186.1

## STRIKEOUTS

1.	Stephen Strasburg.....	1723
2.	Steve Rogers.....	1621
3.	Max Scherzer .....	1610
4.	Gio Gonzalez.....	1215
5.	Javier Vazquez .....	1076
6.	Dennis Martinez .....	973
7.	Jordan Zimmermann.....	903
8.	Pedro Martinez .....	843
9.	Livan Hernandez .....	840
10.	Bryn Smith .....	838

## LOSSES

1.	Steve Rogers.....	152
2.	Steve Renko .....	82
3.	Patrick Corbin .....	77
T4.	Livan Hernandez .....	72
T4.	Dennis Martinez .....	72
T4.	Bill Stoneman .....	72
7.	Bryn Smith .....	71
8.	Javier Vazquez .....	68
9.	Gio Gonzalez.....	65
10.	Stephen Strasburg.....	62

## COMPLETE GAMES

1.	Steve Rogers.....	129
2.	Bill Stoneman .....	46
3.	Dennis Martinez .....	41
4.	Steve Renko .....	40
5.	Bill Gullickson .....	31
6.	Scott Sanderson .....	24
7.	Livan Hernandez .....	23
T8.	Charlie Lea .....	22
T8.	Carl Morton .....	22
T8.	Mike Torrez.....	22

## WALKS ALLOWED

1.	Steve Rogers.....	876
2.	Steve Renko .....	624
3.	Bill Stoneman .....	535
4.	Gio Gonzalez.....	485
5.	Dennis Martinez .....	407
6.	Livan Hernandez .....	402
7.	Stephen Strasburg .....	394
8.	Tony Armas Jr.....	392
9.	Bryn Smith .....	341
10.	Javier Vazquez .....	331

## SAVES

1.	Jeff Reardon .....	152
2.	Chad Cordero .....	128
3.	Ugueth Urbina .....	125
4.	Mel Rojas .....	109
5.	John Wetteland.....	105
6.	Tim Burke .....	101
7.	Drew Storen .....	95
8.	Kyle Finnegan.....	88
T9.	Sean Doolittle.....	75
T9.	Mike Marshall .....	75
T9.	Rafael Soriano .....	75

## SHUTOUTS

1.	Steve Rogers.....	37
2.	Bill Stoneman .....	15
3.	Dennis Martinez .....	13
T4.	Woodie Fryman .....	8
T4.	Charlie Lea .....	8
T4.	Pedro Martinez .....	8
T4.	Scott Sanderson.....	8
T4.	Bryn Smith .....	8
T9.	MANY PLAYERS .....	6

## HOME RUNS ALLOWED

1.	Patrick Corbin.....	156
2.	Javier Vazquez .....	155
3.	Steve Rogers.....	151
T4.	Max Scherzer .....	149
T4.	Stephen Strasburg.....	149
6.	Steve Renko .....	141
7.	Livan Hernandez .....	135
8.	Dennis Martinez .....	126
9.	Bryn Smith .....	108
10.	Jordan Zimmermann.....	104

# FRANCHISE YEAR-BY-YEAR PITCHING LEADERS

## WINS

1969	Bill Stoneman.....	11
1970	Carl Morton.....	18
1971	Bill Stoneman.....	17
1972	Mike Torrez.....	16
1973	Steve Renko.....	15
1974	Rogers, Torres.....	15
1975	Dale Murray.....	15
1976	Woodie Fryman.....	13
1977	Steve Rogers.....	17
1978	Ross Grimsley.....	20
1979	Bill Lee.....	16
1980	Rogers/Sanderson.....	16
1981	Steve Rogers.....	12
1982	Steve Rogers.....	19
1983	Gullickson/Rogers.....	17
1984	Charlie Lea.....	15
1985	Bryn Smith.....	18
1986	Floyd Youmans.....	13
1987	Neal Heaton.....	13
1988	Dennis Martinez.....	15
1989	Dennis Martinez.....	16
1990	Bill Sampen.....	12
1991	Dennis Martinez.....	14
1992	Martinez/Hill.....	16
1993	Dennis Martinez.....	15
1994	Ken Hill.....	16
1995	Pedro Martinez.....	14
1996	Jeff Fassero.....	15
1997	Pedro Martinez.....	17
1998	Dustin Hermanson.....	14
1999	Hermanson/Vazquez.....	9
2000	Dustin Hermanson.....	12
2001	Javier Vazquez.....	16
2002	Tomo Ohka.....	13
2003	Livan Hernandez.....	15
2004	Livan Hernandez.....	11
2005	Livan Hernandez.....	15
2006	Ramon Ortiz.....	11
2007	Jon Rauch.....	8
2008	Tim Lincecum.....	10
2009	John Lannan.....	9
2010	Tyler Clippard.....	11
2011	John Lannan.....	10
2012	<b>Gio Gonzalez.....21</b>	
2013	Jordan Zimmermann.....	19
2014	Doug Fister.....	16
2015	Max Scherzer.....	14
2016	<b>Max Scherzer.....20</b>	
2017	Max Scherzer.....	16
2018	<b>Max Scherzer.....18</b>	
2019	<b>Stephen Strasburg.....18</b>	
2020	Max Scherzer.....	5
2021	Patrick Corbin.....	9
2022	Josiah Gray.....	7
2023	Patrick Corbin.....	10
2024	Jake Irvin/Mackenzie Gore..	10

## SAVES

1969	Dan McGinn.....	6
1970	Claude Raymond.....	23
1971	Mike Marshall.....	23
1972	Mike Marshall.....	18
1973	<b>Mike Marshall.....31</b>	
1974	Chuck Taylor.....	11
1975	Dale Murray.....	9
1976	Dale Murray.....	13
1977	Joe Kerrigan.....	11
1978	Mike Garman.....	13
1979	Elias Sosa.....	18
1980	Woodie Fryman.....	17
1981	Woodie Fryman.....	7
1982	Jeff Reardon.....	26
1983	Jeff Reardon.....	21
1984	Jeff Reardon.....	23
1985	<b>Jeff Reardon.....41</b>	
1986	Jeff Reardon.....	35
1987	Tim Burke.....	18
1988	Tim Burke.....	18
1989	Tim Burke.....	28
1990	Tim Burke.....	20
1991	Barry Jones.....	13
1992	John Wetteland.....	37
1993	John Wetteland.....	43
1994	John Wetteland.....	25
1995	Mel Rojas.....	30
1996	Mel Rojas.....	36
1997	Ugueth Urbina.....	27
1998	Ugueth Urbina.....	34
1999	<b>Ugueth Urbina.....41</b>	
2000	Steve Kline.....	14
2001	Ugueth Urbina.....	15
2002	Scott Stewart.....	17
2003	Rocky Biddle.....	34
2004	Chad Cordero.....	14
2005	<b>Chad Cordero.....47</b>	
2006	Chad Cordero.....	29
2007	Chad Cordero.....	37
2008	Jon Rauch.....	17
2009	Mike MacDougal.....	20
2010	Matt Capps.....	26
2011	Drew Storen.....	43
2012	Tyler Clippard.....	32
2013	Rafael Soriano.....	43
2014	Rafael Soriano.....	32
2015	Drew Storen.....	29
2016	Jonathan Papelbon.....	19
2017	Sean Doolittle.....	21
2018	Sean Doolittle.....	25
2019	Sean Doolittle.....	29
2020	Daniel Hudson.....	10
2021	Brad Hand.....	21
2022	Tanner Rainey.....	12
2023	Kyle Finnegan.....	28
2024	Kyle Finnegan.....	38

## ERA

1969	Jerry Robertson.....	3.95
1970	Carl Morton.....	3.60
1971	Bill Stoneman.....	3.15
1972	Bill Stoneman.....	2.98
1973	Mike Marshall.....	2.66
1974	Dennis Blair.....	3.27
1975	Dan Warthen.....	3.11
1976	Steve Rogers.....	3.21
1977	Steve Rogers.....	3.10
1978	Steve Rogers.....	2.47
1979	Dan Schatzeder.....	2.83
1980	<b>Steve Rogers.....2.98</b>	
1981	Bill Gullickson.....	2.81
1982	Steve Rogers.....	*2.40
1983	Charlie Lea.....	3.12
1984	Charlie Lea.....	2.80
1985	Bryn Smith.....	2.91
1986	Floyd Youmans.....	3.53
1987	Bob Sebra.....	4.42
1988	Pascual Perez.....	2.44
1989	Mark Langston.....	2.39
1990	Oil Can Boyd.....	2.93
1991	<b>Dennis Martinez.....2.39</b>	
1992	Dennis Martinez.....	2.47
1993	Ken Hill.....	3.23
1994	Jeff Fassero.....	2.99
1995	Pedro Martinez.....	3.51
1996	Jeff Fassero.....	3.30
1997	<b>Pedro Martinez.....1.90</b>	
1998	Dustin Hermanson.....	3.13
1999	Dustin Hermanson.....	4.20
2000	Javier Vazquez.....	4.05
2001	Javier Vazquez.....	3.42
2002	Tomo Ohka.....	3.18
2003	Livan Hernandez.....	3.20
2004	Livan Hernandez.....	3.60
2005	John Patterson.....	3.13
2006	Ramon Ortiz.....	5.57
2007	Matt Chico.....	4.63
2008	John Lannan.....	3.91
2009	John Lannan.....	3.88
2010	Livan Hernandez.....	3.66
2011	Jordan Zimmermann.....	3.18
2012	Gio Gonzalez.....	2.89
2013	Stephen Strasburg.....	3.00
2014	Doug Fister.....	2.41
2015	Max Scherzer.....	2.79
2016	Tanner Roark.....	2.83
2017	Max Scherzer.....	2.51
2018	Max Scherzer.....	2.53
2019	Max Scherzer.....	2.92
2020	Max Scherzer.....	3.74
2021	Max Scherzer.....	2.76
2022	Erasmus Ramirez.....	2.92
2023	Patrick Corbin.....	5.20
2024	MacKenzie Gore.....	3.90

## STRIKEOUTS

1969	Bill Stoneman.....	185
1970	Bill Stoneman.....	176
1971	Bill Stoneman.....	251
1972	Bill Stoneman.....	171
1973	Steve Renko.....	164
1974	Steve Rogers.....	154
1975	Steve Rogers.....	137
1976	Steve Rogers.....	150
1977	Steve Rogers.....	206
1978	Steve Rogers.....	126
1979	Steve Rogers.....	143
1980	Steve Rogers.....	147
1981	Bill Gullickson.....	115
1982	Steve Rogers.....	179
1983	Steve Rogers.....	146
1984	Charlie Lea.....	123
1985	Bryn Smith.....	127
1986	Floyd Youmans.....	202
1987	Bob Sebra.....	156
1988	Pascual Perez.....	131
1989	Mark Langston.....	175
1990	Dennis Martinez.....	156
1991	Dennis Martinez.....	123
1992	Ken Hill.....	150
1993	Jeff Fassero.....	140
1994	Pedro Martinez.....	142
1995	Pedro Martinez.....	174
1996	Fassero/Martinez.....	222
1997	Pedro Martinez.....	305
1998	Dustin Hermanson.....	154
1999	Dustin Hermanson.....	145
2000	Javier Vazquez.....	196
2001	Javier Vazquez.....	208
2002	Javier Vazquez.....	179
2003	Javier Vazquez.....	241
2004	Livan Hernandez.....	186
2005	John Patterson.....	185
2006	Livan Hernandez.....	104
2007	Matt Chico.....	94
2008	Tim Lincecum.....	120
2009	Jordan Zimmermann.....	92
2010	Livan Hernandez.....	114
2011	Jordan Zimmermann.....	124
2012	Gio Gonzalez.....	207
2013	Gio Gonzalez.....	192
2014	Stephen Strasburg.....	242
2015	Max Scherzer.....	276
2016	<b>Max Scherzer.....284</b>	
2017	<b>Max Scherzer.....268</b>	
2018	<b>Max Scherzer.....300</b>	
2019	Stephen Strasburg.....	251
2020	Max Scherzer.....	92
2021	Max Scherzer.....	147
2022	Josiah Gray.....	154
2023	MacKenzie Gore.....	151
2024	MacKenzie Gore.....	181

**BOLD** - Led National League



# FRANCHISE PITCHING LEADERS — SINGLE-SEASON

## GAMES

1.	Mike Marshall	92	1973
2.	Jon Rauch	88	2007
T3.	Jon Rauch	85	2006
T3.	Saul Rivera	85	2007
5.	Graeme Lloyd	84	2001
6.	Steve Kline	83	2000
7.	Steve Kline	82	1999
T8.	Luis Ayala	81	2004
T8.	Dale Murray	81	1976
T10.	Gary Majewski	79	2005
T10.	Anthony Telford	79	1999

## WINS

1.	Gio Gonzalez	21	2012
T2.	Max Scherzer	20	2016
T2.	Ross Grimsley	20	1978
T4.	Jordan Zimmermann	19	2013
T4.	Steve Rogers	19	1982
T6.	Stephen Strasburg	18	2019
T6.	Max Scherzer	18	2018
T6.	Carl Morton	18	1970
T6.	Bryn Smith	18	1985
T10.	Pedro Martinez	17	1997
T10.	Bill Stoneman	17	1971
T10.	Steve Rogers	17	1977
T10.	Steve Rogers	17	1983
T10.	Bill Gullickson	17	1983

## LOSSES

1.	Steve Rogers	22	1974
T2.	Patrick Corbin	19	2022
T2.	Bill Stoneman	19	1969
4.	Carl Morton	18	1971
5.	Steve Rogers	17	1976
T6.	Patrick Corbin	16	2021
T6.	Ramon Ortiz	16	2006
T6.	Steve Rogers	16	1977
T6.	Bill Stoneman	16	1971
T6.	Steve Renko	16	1974
T6.	Balor Moore	16	1973
T6.	Jerry Robertson	16	1969

## SAVES

1.	Chad Cordero	47	2005
T2.	Rafael Soriano	43	2013
T2.	Drew Storen	43	2011
T2.	John Wetteland	43	1993
T5.	Jeff Reardon	41	1985
T5.	Ugueth Urbina	41	1999
7.	Kyle Finnegan	38	2024
8.	Chad Cordero	37	2007
T8.	John Wetteland	37	1992
10.	Mel Rojas	36	1996

## GAMES STARTED

1.	Steve Rogers	40	1977
2.	Bill Stoneman	39	1971
3.	Steve Rogers	38	1974
T4.	Carl Morton	37	1970
T4.	Steve Rogers	37	1980
T4.	Steve Renko	37	1971
T4.	Steve Rogers	37	1979
T8.	Steve Rogers	36	1983
T8.	Ross Grimsley	36	1978
T8.	Bill Stoneman	36	1969

## INNINGS

1.	Steve Rogers	301.2	1977
2.	Bill Stoneman	294.2	1971
3.	Carl Morton	284.2	1970
4.	Steve Rogers	281.0	1980
5.	Steve Rogers	277.0	1982
6.	Steve Renko	275.2	1971
7.	Steve Rogers	273.0	1983
8.	Ross Grimsley	263.0	1978
9.	Livan Hernandez	255.0	2004
10.	Steve Rogers	253.2	1974

## INNINGS (RELIEVERS ONLY)

1.	Mike Marshall	179.0	1973
2.	Dan McGinn	132.1	1969
T3.	Andy McGaffigan	120.1	1987
T3.	Tim Burke	120.1	1985
5.	Mike Marshall	116.0	1972
6.	Dale Murray	113.1	1976
T7.	Dale Murray	111.1	1975
T7.	Mike Marshall	111.1	1971
9.	Jeff Reardon	109.0	1982
10.	Chuck Taylor	107.2	1974

## COMPLETE GAMES

1.	Bill Stoneman	20	1971
2.	Ross Grimsley	19	1978
3.	Steve Rogers	17	1977
T4.	Steve Rogers	14	1980
T4.	Steve Rogers	14	1982
T6.	Steve Rogers	13	1979
T6.	Steve Rogers	13	1983
T6.	Bill Stoneman	13	1972
T6.	Mike Torrez	13	1972
T6.	Pedro Martinez	13	1997

## SHUTOUTS

T1.	Steve Rogers	5	1979
T1.	Steve Rogers	5	1983
T1.	Dennis Martinez	5	1991
T1.	Bill Stoneman	5	1969
T1.	Carlos Perez	5	1997
T6.	MANY PITCHERS	4	—

## ERA

1.	Pedro Martinez	1.90	1997
2.	Dennis Martinez	2.39	1991
3.	Mark Langston	2.39	1989
4.	Steve Rogers	2.40	1982
5.	Doug Fister	2.41	2014
6.	Pascual Perez	2.44	1988
7.	Dennis Martinez	2.47	1992
8.	Steve Rogers	2.47	1978
9.	Max Scherzer	2.51	2017
10.	Stephen Strasburg	2.52	2017

## STRIKEOUTS

1.	Pedro Martinez	305	1997
2.	Max Scherzer	300	2018
3.	Max Scherzer	284	2016
4.	Max Scherzer	276	2015
5.	Max Scherzer	268	2017
T6.	Stephen Strasburg	251	2019
T6.	Bill Stoneman	251	1971
8.	Max Scherzer	243	2019
9.	Stephen Strasburg	242	2014
10.	Javier Vazquez	241	2003

## HOME RUNS ALLOWED

1.	Josiah Gray	38	2022
2.	Patrick Corbin	37	2021
3.	Trevor Williams	34	2023
4.	Patrick Corbin	33	2023
T5.	Max Scherzer	31	2016
T5.	Ramon Ortiz	31	2006
T5.	Javier Vazquez	31	1998
8.	Jake Irvin	29	2024
T9.	Dan Haren	28	2013
T9.	Javier Vazquez	28	2003
T9.	Javier Vazquez	28	2002

BOLD - Led National League



## MONTREAL EXPOS ALL-TIME ROSTER (1969-2004)

**Note:** 620 players appeared in at least one game with the Montreal Expos in 36 seasons from 1969-2004.

## A (17)

ALCALA, Santo	1977
ALDRED, Scott	1993
ALDRETE, Mike	1989-90
ALLEN, Bernie	1973
ALMON, Bill	1980
ALMONTE, Hector	1983
ALOU, Felipe	1973
ALOU, Moises	1990-96
ALVAREZ, Tavo	1995-96
ANDERSON, Scott	1990
ANDREWS, Shane	1995-99
AQUINO, Luis	1995
ARMAS JR., Tony	1999-04
AUCOA, Derek	1996
ATKINSON, Bill	1976-79
AYALA, Bobby	1999
AYALA, Luis	2003-04

## B (54)

BAHNSEN, Stan	1977-81
BAILEY, Bob	1969-75
BARBERIE, Bret	1991-92
BARGAR, Greg	1983-84
BARNES, Brian	1990-93
BARNES, Skeeter	1981
BARRETT, Michael	1998-03
BARRETT, Tim	1988
BARRON, Tony	1996
BASS, Randy	1979
BATEMAN, John	1969-72
BATISTA, Miguel	1998-00
BATISTA, Teshilios	2004
BELL, Juan	1994
BELTRAN, Francis	2004
BELTRAN, Rigo	2004
BENAVIDES, Freddie	1994
BENITEZ, Yamil	1995-96
BENNETT, Shayne	1997-99
BENTZ, Chad	2004
BERGIRON, Peter	1999-02, 2004
BERNAZARD, Tony	1979-80
BERRY, Sean	1992-95
BIDDLE, Rocky	2003-04
BIITTNER, Larry	1974-76
BILARDELLO, Dann	1986
BLACKWELL, Tim	1977, 1982-83
BLAIR, Dennis	1974-76
BLANK, Matt	2000-01
BLUM, Geoff	1999-01
BOCCABELLA, John	1969-73
BOLICK, Frank	1993
BOSCH, Don	1969
BOSKIE, Shawn	1998
BOTTENFIELD, Kent	1992-93
BOUCHER, Denis	1993-94
BOYD, Oil Can	1990-91
BRADLEY, Milton	1969-01
BRAND, Ron	1969-71
BREDEEN, Hal	1972-75
BREINING, Fred	1984
BRIGGS, Dan	1981
BRITTON, Jim	1971
BROOKS, Hubie	1985-89
BROWER, Jim	2002
BROWN, Curt	1986-87
BROWN, Curtis	1973
BROWN, Jackie	1977
BULLINGER, Jim	1997
BULLINGER, Kirk	1998
BULLOCK, Eric	1990-92
BURKE, Tim	1985-91
BURRIS, Ray	1981-83
BUTERA, Sal	1984-85

## C (38)

CABRERA, Orlando	1998-04
CALDERON, Ivan	1991-92
CALLOWAY, Ron	2003-04
CAMPBELL, Bill	1987
CANDAEL, Casey	1986-88
CANDELA, John	1989
CARRITHERS, Don	1974-76
CARROLL, Jarney	2002-04
CARTER, Gary	1974-84, 1992
CASH, Dave	1977-79
CASKEY, Craig	1973
CEPICKY, Matt	2002-04
CERONE, Rick	1992
CHAVEZ, Endy	2002-04
CHAVEZ, Raul	1996-97
CHURCH, Ryan	2004
CHEN, Bruce	2002

CIANFROCCO, Archi	1992-93
CLENDENON, Donn	1969
CLINE, Ty	1969-70
COGGINS, Rich	1975
COLBERT, Nate	1975-76
COLBRUNN, Greg	1992-93
COLLINS, Kevin	1969
COLLIER, Lou	2002
COLON, Bartolo	2002
COQUILLETTE, Trace	1999-00
CORCESAN, Roy	2003-04
CORDERO, Chad	2003-04
CORDERO, Wil	1992-95, 2002-03
CORMIER, Rhéal	1996-97
CORNELIUS, Reid	1995
COSTELLO, John	1990
COX, Darron	1999
COX, Jim	1973-76
CROWMARTIE, Warren	1974, 1976-83
CROWLEY, Terry	1983
CUBILLAN, Darwin	2001

## D (28)

DAAL, Omar	1996-97
D'ACQUISTO, John	1980
DARENSBOURG, Vic	2003
DARLING, Ron	1991
DAUGHERTY, Jack	1987
DAVIS, Willie	1974
DAWSON, Andre	1976-86
DAY, Boots	1970-74
DAY, Zach	2002-04
DeHART, Rick	1997-99
De La ROSA, Tomas	2000-01
DeLEON, Jose	1995
DeMOLA, Don	1974-75
DESHIELDS, Delino	1990-93
DIAZ, Einar	2004
DILLMAN, Bill	1970
DILONE, Miguel	1984-85
DIXON, Tom	1983
DOPSON, John	1985, 1988
DOWNS, Scott	2000, 2003-04
DREW, Tim	2002-03
DRESCEN, Dan	1984-85
DUCEY, Rob	2001
DUES, Hal	1977-78, 1980
DUNNING, Steve	1976
DWYER, Jim	1975-76, 1989
DYER, Duffy	1979
DYER, Mike	1996

## E (6)

EISCHEN, Dave	1994, 2001-04
ENGLE, Joey	1987-88
ENGLE, Rick	1981
ENYART, Terry	1974
EVERETT, Carl	2004
EVERSGRUD, Bryan	1995

## F (31)

FACE, Eloy	1969
FAIREY, Jim	1969-72
FAIRLY, Ron	1969-74
FALTEISEK, Steve	1997
FARMER, Howard	1990
FASSERO, Jeff	1991-96
FERNANDEZ, Jose	1999
FERRARI, Anthony	2003
FICKAC, Jeremy	2004
FISCHER, Jeff	1987
FITZGERALD, Mike	1985-91
FLETCHER, Darrin	1992-97
FLOYD, Cliff	1993-96, 2002
FLYNN, Doug	1982-85
FOLEY, Tim	1986-92, 1995
FOLI, Tim	1972-77
FOVILLIE, Chad	1995
FOOTE, Barry	1973-77
FORSITER, Scott	2000
FOX, Andy	2004
FRANCONA, Terry	1981-85
FRASER, Willie	1995
FRAZIER, Lou	1993-95
FREED, Roger	1976
FREY, Steve	1989-91
FRIS, Pepe	1973-78
FRIBEL, Doug	1985
FRY, Jerry	1978
FRYMAN, Woodie	1975-76, 1978-83
FUENTES, Mike	1983-84
FULLMER, Brad	1997-99

## G (29)

GALARRAGA, Andrés	1985-91, 2002
GARCIA, Damaso	1989
GARDINER, Mike	1993

GARDNER, Jeff	1994
GARDNER, Mark	1989-92
GARMAN, Mike	1978
GARRETT, Wayne	1976-78
GATES, Mike	1981-82
GEBHARD, Bob	1974
GIDEON, Brett	1989-90
GILBERT, Joe	1972-73
GLYNN, Ed	1985
GOFF, Jerry	1990, 1992
GONZALES, Rene	1984, 1986
GONZALEZ, Alex	2004
GORMAN, Tom	1981-82
GOSGER, Jim	1970-71
GRANGER, Wayne	1976
GRANT, Mudcat	1969
GRAPENTHIN, Dick	1983-85
GRIMSLEY, Ross	1978-80
GRISSOM, Marquis	1989-94
GROSS, Kevin	1989-90
GRUDZIELANEK, Mark	1995-98
GUERRERO, Vladimir	1996-03
GUERRERO, Wilton	1998-00, 2002
GULDEN, Brad	1982
GULLICKSON, Bill	1979-85
GUZMAN, Edwards	2003

## H (41)

HACKER, Rich	1971
HAHN, Don	1969-70
HALL, Drew	1990
HANEY, Chris	1991-92
HANEY, Todd	1992
HANNAHS, Gerald	1976-77
HARRIS, Brendan	2004
HARRIS, Gene	1989
HARRIS, Greg A.	1984, 1995
HASSEY, Ron	1991
HAYNES, Heath	1994
HEATON, Neal	1987-88
HEBSON, Bryan	2003
HENDERSON, Rodney	1994
HENLEY, Bob	1998
HENRY, Butch	1995-95
HEREDIA, Gil	1992-95
HEREDIA, Ubaldo	1987
HERGES, Matt	2002
HERMANSON, Dustin	1997-00
HERMOSO, Angel	1969-70
HERNANDEZ, Livan	2003-04
HERRERA, Jose	1969-70
HERRMANN, Ed	1978
HESETH, Joe	1984-89
HIATT, Jack	1970
HILL, Shawn	2004
HILL, Ken	1992-94
HOLBERT, Ray	1998
HOLDSWORTH, Fred	1977-78
HOLMAN, Brian	1988-89
HORGAN, Joe	2004
HOSTETLER, Dave	1981
HUBBARD, Mike	1998
HUDLER, Rex	1988-90
HUMPHREY, Terry	1971-74
HUNT, Randy	1986
HUNT, Ron	1971-74
HURST, Jonathan	1992
HUSON, Jeff	1988-89
HUTTON, Tommy	1978-81

## I (2)

IBABU, Hideki	2000-01
ITZURIS, Maicer	2004

## J (21)

JACKSON, Grant	1981
JAMES, Bob	1978-79, 1982-84
JARVIS, Pat	1973
JASTER, Larry	1969
JESTADT, Gary	1969
JOHNSON, Anthony	1981
JOHNSON, Ken	1970
JOHNSON, L. Doby	1975-76
JOHNSON, Mike	1997-01
JOHNSON, Nick	2004
JOHNSON, Randy	1988-89
JOHNSON, Ron	1984
JOHNSON, Roy	1982, 1984-85
JOHNSON, Wallace	1981-84, 1986-90
JONES, Barry	1991
JONES, Jimmy	1993
JONES, Mack	1969-71
JONES, Terry	1998-01
JONES, Tracy	1988
JONGENSEN, Mike	1972-77
JUDEN, Jeff	1996-97

## K (11)

KEENER, Joe	1976
KELLY, Roberto	1995
KERRIGAN, Joe	1976-77
KIM, Sun-woe	2002-04
KIRBY, Clay	1976
KLINE, Steve	1997-00
KNORR, Randy	2001
KNOTT, Eric	2003
KNOWLES, Darold	1978
KRECHWICK, Wayne	1986
KRUEGER, Bill	1992

## L (34)

LABANDEIRA, Josh	2004
LABOY, Coco	1969-73
LAKER, Tim	1992-93, 1995
LANDRUM, Bill	1992
LANDRETH, Larry	1976-77
LANG, Chip	1975-76
LANGSTON, Mark	1989
LANSING, Mike	1993-97
LARA, Yovanny	2000
LASKEY, Bill	1985
LAW, Vance	1985-87
LAWSLESS, Tom	1984
LEA, Charlie	1980-84, 1987
LEE, Bill	1979-82
LeFLORE, Ron	1980
LEIPER, Dave	1995-96
LEITER, Mark	1996
LEMASTER, Denny	1972
LERCH, Randy	1982-83
LIEFER, Jeff	2003
LILLY, Ted	1999
LINTZ, Larry	1975-75
LUCO, Urbano	1989
LITTLE, Bryan	2000-01
LIVINGSTONE, Scott	1982-84
LOYD, Graeme	2002
LONG, Bill	1991
LOPEZ, Luis	2004
LOONEY, Brian	1993-94
LUCAS, Gary	1984-85
LUCANIN, Pete	1989
LUCACHYK, Rob	1996
LYONS, Steve	1992
LYTLE, Jim	1973-76

## M (65)

MACHA, Ken	1979-80
MACHADO, Roberto	1999
MADIAS, Jose	2002-03
MACKANN, Pete	1975-77
MACDUX, Mike	1998-99
MAHLER, Mickey	1985
MAHLER, Rick	1991
MAJEWSKI, Gary	2004
MAJLO, Bob	1990
MANGUAL, Pepe	1972-76
MANON, Julio	2003
MARQUE, Fred	1985
MANUEL, Barry	1996
MANUEL, Jerry	1980-81
MARENTETTE, Leo	1969
MARRERO, Oreste	1993
MARSHALL, Mike	1970-73
MARTINEZ, Dave	1988-91
MARTINEZ, Dennis	1986-93
MARTINEZ, Manny	1999
MARTINEZ, Pedro	1994-97
MARTINEZ, Sandy	2001
MASHORE, Clyde	1970-73
MASON, Jim	1979
MATEO, Henry	2001-04
MATTES, Troy	2001
May, Derrick	1998
MAY, Rudy	1978-79
MAYSEY, Matt	1992
McANALLY, Ernie	1971-74
McCARVER, Tim	1972
McCLURE, Bob	1986-88
McDONALD, Dave	1971
McENANEY, Will	1997
McGAFFIGAN, Andy	1984, 1986-89
McGINN, Dan	1969-71
McGUIRE, Ryan	1997-99
McINTOSH, Tim	1993
McNALLY, Dave	1975
MEJIAS, Sam	1977-78
MERCADO, Orlando	1990
MERCED, Orlando	1999
MERCEDES, José	2003
MEULENS, Hensley	1997
MILLER, Randy	1978
MILLIGAN, Randy	1994
MILLS, Brad	1980-83

MILNER, John	1981-82
MINOR, Ryan	2001
MOHORCIC, Dale	1990
MONTAGUE, John	1972-75
MONTANEZ, Willie	1980-81
MONTYO, Charlie	1993
MOORE, Bolor	1970, 1972-74
MOORE, Bill	1986
MOORE, Trey	1998, 2000
MORAGA, David	2000
MORALES, Jose	1973-77
MORDECAI, Mike	1998-02
MORTON, Carl	1969-72
MOTA, Guillermo	1969-72
MOTA, Manny	1969
MOUTON, James	1999
MUNOZ, Bobby	2001
MURRAY, Dale	1974-76, 1979-80

# N (15)

NABHOLZ, Chris	1990-93
NATAL, Bob	1992
NETTLES, Graig	1988
NEWMAN, Al	1985-86
NICHOLS, Reid	1987
NICOSIA, Steve	1985
Nieto, Tom	1986
NIXON, Otis	1988-90
NORDA, Junior	1989-91
NORMAN, Dan	1982
NORMAN, Fred	1980
NORMAN, Nelson	1987
NORTHROP, Jim	1974
NUNNARI, Talmadge	2000
NYE, Rich	1970

# O (13)

OBANDO, Sherman	1996-97
O'BERRY, Mike	1985
O'BRIEN, Charlie	2000
O'CONNOR, Jack	1985
O'DONOGHUE, John	1970-71
OFFICE, Rowland	1980-82
OHKA, Tomo	2001-04
O'LEARY, Troy	2003
OLIVER, Al	1982-83
OMALLEY, Tom	1988
ORSULAK, Joe	1997
OWCHINKO, Bob	1986
OWEN, Spike	1989-92

# P (26)

PACHECO, Alex	1996
PALMER, David	1978-80, 1982, 1984-85
PANIAGUA, Jose	1996-97
PAPI, Stan	1977-78
PAREDES, Johnny	1988, '90
PARRETT, Jeff	1986-88
PARRISH, Larry	1974-81
PASCUCCI, Valentino	2004
PATE, Bob	1980-81
PATTERSON, John	2004
PAVANO, Carl	1998-02
PEREZ, Carlos	1995, 1997-98
PEREZ, Pascual	1987-89
PEREZ, Robert	1998
PEREZ, Tony	1977-79
PETERS, Chris	2001
PEVEY, Marty	1989
PHILIPS, Ken	1982
PHILLIPS, Adolfo	1969-70
PIATT, Doug	1991
PHILLIPS, Mike	1981-83
PIRTLE, Gerry	1978
POOLE, Jim	2000
POWELL, Alonzo	1987
POWELL, Jeremy	1998-00
PRIDE, Curtis	1993, 1995, 2001

# Q (1)

QUALLS, Jim	1970
-------------	------

# R (38)

RAWATZ, Dick	1969
RAINES, Tim	1979-90, 2001
RAMOS, Bobby	1978, 1980-81, 1983-84
RAMSEY, Mike	1984
RATZER, Steve	1980-81
RAUCH, Jon	2004
RAYMOND, Claude	1969-71
READY, Randy	1993
REAMES, Britt	2001-03
REARDON, Jeff	1981-86
REECE, Bob	1978
REED, Darren	1992
REED, Jeff	1987-88
REED, Howie	1969-71
RENKO, Steve	1973-76
REYES, Gilberto	1989, 1991
REYNOLDS, Bob	1969
RIESGO, Nikko	1991
RIGBY, J. Brad	2000

RILEY, George	1986
RISLEY, Bill	1992-93
RIVERA, Bombo	1975-76
RIVERA, Juan	2004
RIVERA, Luis	1986-88
ROBERGE, Bert	1985-86
ROBERTSON, Jerry	1969
RODRIGUEZ, Henry	1995-97, 2002
ROENICKE, Gary	1976
ROGERS, Steve	1973-85
ROJAS, Mel	1990-96, 99
ROMANO, Tom	1987
ROOF, Gene	1983
ROOMES, Rolando	1990
ROONEY, Pat	1981
ROQUE, Jorge	1973
ROSE, Pete	1984
RUETER, Kirk	1993-96
RUSKIN, Scott	1990-91

# S (70)

SA, CLAIRE, Randy	1984-88
SALAZAR, Argenis	1983-84
SAMPEN, Bill	1990-92
SANDERSON, Scott	1978-83
SANTANA, Julio	2000
SANTANGELO, F.P.	1995-98
SANTOVENIA, Nelson	1987-91
SAUVEUR, Rich	1988
SCANLAN, Bob	2001
SCANLON, Pat	1974-76
SCHATZEDER, Dan	1977-79, 82-86
SCHERMAN, Fred	1975-76
SCHMIDT, Dave	1990-91
SCHMIDT, Curt	1995
SCHNEIDER, Brian	2000-04
SCHU, Rick	1996
SCOTT, Mickey	1973
SCOTT, Rodney	1976, 1979-82
SCOTT, Tim	1993-96
SCOTT, Tony	1973-75, 1984
SEBRA, Bob	1986-87
SEGUI, David	1995-97
SEGUIGNOL, Fernando	1998-01
SEMBERA, Carroll	1969-70
SERVICE, Scott	1992
SHAW, Don	1969
SHAW, Jeff	1993-95
SHEA, Steve	1969
SHINES, Ray	1983-85, 1987
SIDDALL, Joe	1993, 1995
SILVESTRI, Dave	1995-96
SIMONS, Doug	1992
SINGLETON, Ken	1972-74
SKRNETTA, Matt	2000
SLEDGE, Terrrell	2004
SMARTE, J.D.	1999
SMITH, Bryn	1981-89
SMITH, Chris	1981-82
SMITH, Dan	1999, 2002-03
SMITH, Mark	2001
SMITH, Mike	1988
SMITH, Lee	1997
SMITH, Zane	1989-90
SOLAITA, Tony	1979
SORENSEN, Larry	1987
SOSA, Elias	1979-81
SPARMA, Joe	1970
SPEHR, Tim	1993-96
SPEIER, Chris	1977-84
SPENCER, Sean	2000
STAHLER, Mary	1969-70
STANHOUSE, Don	1975-77
STANKIEWICZ, Andy	1996-97
STAIRS, Matt	1992-93
STAUB, Rusty	1969-71, 1979
STEFFERO, John	1987
STENHOUSE, Mike	1982-84
STEVENS, Lee	2000-02
STEWART, Scott	2001-03
STINKSON, Bob	1973-74
STONEMAN, Bill	1969-73
STOVALL, DaRon	1998
STOWERS, Chris	1999
STRANGE, Doug	1997
STRICKLAND, Scott	1999-2002
STROMMAYER, John	1970-73
STULL, Everett	1997
SUTHERLAND, Gary	1969-71
SWANSON, Stan	1971
SWOBODA, Ron	1971

# T (26)

TAMARGO, John	1979-80
TARASCO, Tony	1995
TATIS, Fernando	2001-03
TAVERAS, Frank	1982
TAYLOR, Chuck	1973-76
TEJADA, Wilfredo	1986, 1988
TELFORD, Anthony	1997-01
TERPKO, Jeff	1977
THADE, J.J.	1995

THOMAS, Derrel	1984
THOMPSON, Jason	1986
THOMPSON, Rich	1989-90
THOMPSON, Scot	1985
THORNTON, Andre	1976
THURMAN, Mike	1997-01
TIBBS, Jay	1986-87
TOMLIN, Dave	1982, 1986
TORRES, Hector	1972
TORRES, Salomon	1997
TORREZ, Mike	1971-74
TRACY, Andy	2000-01
TREADWAY, Jeff	1995
TRILLO, Manny	1983
TRUBY, Chris	2002
TUCKER, T.J.	2000, 2002-04
TWITCHELL, Wayne	1977-78

# U (2)

UNSER, Del	1976-78
URBINA, Ugueth	1995-01

# V (13)

VAIL, Mike	1983
VALDES, Marc	1997-98
VALDEZ, Sergio	1986, 1992-93
VALERA, Yohanny	2000
VALENTINE, Ellis	1975-81
VANDER WAL, John	1991-93
VARGAS, Claudio	2003-04
VAZQUEZ, Javier	1998-2003
VENABLE, Max	1984
VERES, Dave	1996-97
VIDRO, Jose	1997-2004
VITIELLO, Joe	2003
VOSBERG, Ed	2002

# W (32)

WAINHOUSE, David	1991
WALKER, Larry	1989-94
WALKER, Tom	1972-74, 1977
WALLACH, Tim	1980-92
WALTON, Bruce	1993
WARTHEN, Dan	1975-77
WASHINGTON, U.L.	1985
WASLEWSKI, Gary	1969-70
WEBSTER, Lenney	1994, 1996, 2000
WEBSTER, Mitch	1985-88
WEGENER, Mike	1969-70
WELSH, Chris	1983
WETTELAND, John	1992-94
WHITE, Derrick	1993
WHITE, Gabe	1994-95
WHITE, Jerry	1974-83
WHITE, Rondell	1993-00
WHITFIELD, Fred	1970
WICKER, Floyd	1969
WIDGER, Chris	1997-00
WIEGHAUS, Tom	1981, 1983
WILKERSON, Brad	2001-04
WILLARD, Jerry	1992
WILLIAMS, Earl	1976
WILLIAMS, Kenny	1991
WILLS, Maury	1969
WINE, Bobby	1969-72
WINNINGHAM, Herman	1985-88
WOHLFORD, Jim	1983-86
WOOD, Ted	1993
WOODS, Ron	1971-74
WRIGHT, George	1986

# Y (6)

YOSHII, Masato	2001-02
YOST, Ned	1985
YOUNG, Floyd	1985-88
YOUNG, Pete	1992-93
YOUNG, Tim	1998
YOUNGBLOOD, Joel	1982

# Z (1)

ZEILE, Todd	2003
-------------	------

# MANAGERS (11)

ALOU, Felipe	1992-01
FANNING, Jim	1981-82, 1984
FOX, Charlie	1976
KUEHL, Karl	1976
MAUCH, Gene	1969-75
ROBINSON, Frank	2002-04
RODGERS, Buck	1985-91
RUNNELLS, Tom	1991-92
TORBORG, Jeff	2001
VIRDON, Bill	1983-84
WILLIAMS, Dick	1977-81

# COACHES (64)

ACTA, Manny	2002-04
ALOU, Felipe	1979-80, 1984, 1992
ADAIR, Bill	1976
ARNESBERG, Brad	2000-01
ARSENIAULT, Pierre	1992-01
BEARNARTH, Larry	1976, 1985-91
BOROS, Steve	1981-82

BRAGAN, Jimmy	1970-72
BREWER, Jim	1977-79
BRISTOL, Dave	1975-75
CARRION, Leonel	1987-88
CISCO, Galen	1980-84
Cox, Jeff	2000-01
CUELLAR, Bobby	1997-00
DeMARS, Billy	1982-84
DOBY, Larry	1971-73, 1976
GARDNER, Billy	1977-78
GEHARD, Bob	1982
GLYNN, Gene	1999
GUILLEN, Ozzie	2001
HANSEN, Ron	1985-89
HARPER, Tommy	1990-99
HILL, Perry	2000-01
HRINIAK, Walt	1974-75
JOHNSON, Tim	1993-94
KENNEDY, Kevin	1992
KERRIGAN, Joe	1983-86, 1992-96
KIM, Wendell	2002
LANDESTOR, Rafael	1989-91
LOWREY, Peanuts	1969
MACHA, Ken	1987-91
MACKANIN, Pete	1997-00
MANUEL, Jerry	1991-96
McLISH, Cal	1969-75
McCRAW, Tom	2002-04
McRAE, Hal	1990-91
MILLS, Brad	2003
MOORE, Jackie	1987-89
MORALES, Jerry	2002-04
MULLIN, Pat	1979-81
NATAL, Bob	2002-04
NIXON, Russ	1984-85
OLDIS, Bob	1969
PICHE, Ron	1976
POLK, Dick	2002
PUJOLS, Luis	1993-00
RAPP, Vern	1979-83
RAYMOND, Claude	2002-04
RENICK, Rick	1985-86, 2001
RODRIGUEZ, Eddie	2004
ROESSLER, Pat	2000-01
RUNNELLS, Tom	1990-91
SHERRY, Norm	1978-81
SNIDER, Duke	1974-75
SPARKS, Joe	1989
ST, CLAIRE, Randy	2003-04
TRACY, Jim	1995-98
VERNON, Mickey	1977-78
VIRGIN, Ozzie	1976-81
WARD, Jay	1991-92
WILLIAMS, Dick	1970
WINKLES, Bobby	1986-88
WRIGHT, Mel	1983
ZIMMER, Don	1971
ZIMMERMAN, Jerry	1969-75



# FRANCHISE NATIONAL LEAGUE ALL-STARS

YEAR	PLAYER(S)	ALL-STAR GAME SITE	YEAR	PLAYER(S)	ALL-STAR GAME SITE
1969	Rusty Staub (OF).....	WAS	1996	Mark Grudzielanek (2B), Pedro Martinez (RHP), Henry Rodriguez (OF).....	PHI
1970	Rusty Staub (OF).....	CIN	1997	Pedro Martinez (RHP).....	CLE
1971	Rusty Staub (OF).....	DET	1998	Ugueth Urbina (RHP).....	COL
1972	Bill Stoneman (RHP).....	ATL	1999	Vladimir Guerrero (OF).....	BOS
1973	Ron Fairly (1B).....	KCR	2000	Vladimir Guerrero* (OF), Jose Vidro (2B).....	ATL
1974	Steve Rogers (RHP).....	PIT	2001	Vladimir Guerrero (OF).....	SEA
1975	Gary Carter (C).....	MIL	2002	Vladimir Guerrero* (OF), Jose Vidro* (2B).....	MIL
1976	Woodie Fryman (LHP).....	PHI	2003	Jose Vidro* (2B).....	CWS
1977	Ellis Valentine (RHP).....	NYN	2004	Livan Hernandez (RHP).....	HOU
1978	Ross Grimsley (LHP), Steve Rogers (RHP).....	SDP	2005	Livan Hernandez (RHP), Chad Cordero (RHP).....	DET
1979	Gary Carter (C), Larry Parrish (3B), Steve Rogers (RHP).....	SEA	2006	Alfonso Soriano* (LF).....	PIT
1980	Gary Carter (C).....	LAD	2007	Dmitri Young (1B).....	SFG
1981	Gary Carter* (C, <b>MVP</b> ), Andre Dawson* (OF), Tim Raines (OF).....	CLE	2008	Cristian Guzman (SS).....	NYN
1982	Gary Carter* (C), Andre Dawson* (OF), Al Oliver (1B), Tim Raines* (OF), Steve Rogers* (RHP).....	MON	2009	Ryan Zimmerman (3B).....	STL
1983	Gary Carter* (C), Andre Dawson* (OF), Al Oliver (1B), Tim Raines* (OF), Steve Rogers (RHP).....	CWS	2010	Matt Capps (RHP).....	LAA
1984	Gary Carter* (C, <b>MVP</b> ), Charlie Lea* (RHP), Tim Raines (OF), Tim Wallach (3B).....	SFG	2011	Tyler Clippard (RHP).....	ARI
1985	Tim Raines (OF), Jeff Reardon (RHP), Tim Wallach (3B).....	MIN	2012	Gio Gonzalez (LHP), Bryce Harper (OF), Stephen Strasburg (RHP), Ian Desmond (SS).....	KCR
1986	Hubie Brooks (SS), Tim Raines (OF), Jeff Reardon (RHP).....	HOU	2013	Bryce Harper* (OF), Jordan Zimmermann (RHP).....	NYM
1987	Hubie Brooks (SS), Tim Raines (OF, <b>MVP</b> ), Tim Wallach (3B).....	OAK	2014	Tyler Clippard (RHP), Jordan Zimmermann (RHP).....	MIN
1988	Andrés Galarraga (1B).....	CIN	2015	Bryce Harper* (OF), Max Scherzer (RHP).....	CIN
1989	Tim Burke (RHP), Tim Wallach (3B).....	CAL	2016	Bryce Harper* (OF), Daniel Murphy (2B), Wilson Ramos (C), Max Scherzer (RHP), Stephen Strasburg (RHP).....	SDP
1990	Dennis Martinez (RHP), Tim Wallach (3B).....	CHI	2017	Bryce Harper* (OF), Daniel Murphy* (2B), Ryan Zimmerman* (1B), Max Scherzer* (RHP), Stephen Strasburg (RHP).....	MIA
1991	Ivan Calderon (OF), Dennis Martinez (RHP).....	TOR	2018	Bryce Harper* (OF), Max Scherzer* (RHP), Sean Doolittle (LHP).....	WSH
1992	Dennis Martinez (RHP), Larry Walker (OF).....	SDP	2019	Max Scherzer (RHP), Anthony Rendon (3B).....	CLE
1993	Marquis Grissom* (OF).....	BAL	2021	Max Scherzer* (RHP) Kyle Schwarber (OF), Juan Soto (OF), Trea Turner (SS).....	COL
1994	Moises Alou (OF), Wil Cordero (SS), Darrin Fletcher (C), Marquis Grissom* (OF), Ken Hill (RHP).....	PIT	2022	Juan Soto (OF).....	LAD
1995	Carlos Perez (LHP).....	TEX	2023	Josiah Gray (RHP).....	SEA
			2024	CJ Abrams (SS), Kyle Finnegan (RHP).....	TEX

\* — National League All-Star starter

# EXPOS PLAYERS OF THE YEAR (BBWAA)

YEAR	PLAYER(S)	STATS	YEAR	PLAYER(S)	STATS
1969	Rusty Staub (OF).....	.302–29–79	1987	Tim Wallach (3B).....	.298–26–123
1970	Carl Morton (RHP).....	18–11, 3.60 ERA	1988	Andrés Galarraga (1B).....	.302–29–92
1971	Ron Hunt (RHP).....	.279–5–38	1989	Tim Wallach (3B).....	.277–13–77
1972	Mike Marshall (RHP).....	14–8, 18 SV, 1.78 ERA	1990	Tim Wallach (3B).....	.296–21–98
1973	Mike Marshall (RHP).....	14–11, 31 SV, 2.66 ERA	1991	Dennis Martinez (RHP).....	14–11, 2.39
1974	Willie Davis (OF).....	.295–12–89	1992	Larry Walker (OF).....	.301–23–93
1975	Gary Carter (C).....	.270–17–68	1993	Marquis Grissom (OF).....	.298–19–85, 53
1976	Woodie Fryman (LHP).....	13–13, 2 SV, 3.38 ERA	1994	Moises Alou (OF).....	.339–22–78
1977	Gary Carter (C).....	.284–31–84	1995	David Segui (1B).....	.305–10–57
1978	Ross Grimsley (LHP).....	20–11, 3.05 ERA	1996	Henry Rodriguez (OF).....	.276–36–103
1979	Larry Parrish (3B).....	.307–30–82	1997	Pedro Martinez (RHP).....	17–8, 1.90
1980	Gary Carter (C).....	.264–29–101	1998	Vladimir Guerrero (OF).....	.324–38–109
1981	Andre Dawson (OF).....	.302–24–64	1999	Vladimir Guerrero (OF).....	.316–42–131
1982	Al Oliver (1B).....	.331–22–109	2000	Vladimir Guerrero (OF).....	.345–44–123
1983	Co-MVP Andre Dawson (OF).....	.299–32–113	2001	Orlando Cabrera (OF).....	.276–14–96, 19 SB
	Co-MVP Tim Raines (OF).....	.298–11–71, 90 SB	2002	Vladimir Guerrero (OF).....	.336–39–111, 40 SB
1984	Gary Carter*† (C).....	.294–27–106	2003	Orlando Cabrera (OF).....	.297–17–80
1985	Tim Raines (OF).....	.320–11–41	2004	Brad Wilkerson (OF/1B).....	.255–32–67
1986	Tim Raines (OF).....	.334–9–62, 70 SB			

# FRANCHSE (MONTREAL/WASHINGTON) INDIVIDUAL AWARDS

## NATIONAL LEAGUE MOST VALUABLE PLAYER AWARD

YEAR	PLAYER	STATS
2015	Bryce Harper.....	.330, 38 2B, 42 HR, 99 RBI, 124 BB, 118 R

## NATIONAL LEAGUE CY YOUNG AWARD

YEAR	PLAYER	STATS
1997	Pedro Martinez.....	17-8, 1.90
2016	Max Scherzer.....	20-7, 2.96
2017	Max Scherzer.....	16-6, 2.51

## NATIONAL LEAGUE MANAGER OF THE YEAR AWARD

YEAR	MANAGER	AWARDED BY
1973	Gene Mauch.....	AP
1979	Dick Williams.....	AP
1987	Buck Rogers.....	BBWAA
1994	Felipe Alou (MLB Manager of the Year).....	AP
	Felipe Alou (NL Manager of the Year).....	BBWAA
2012	Davey Johnson.....	BBWAA
2014	Matt Williams.....	BBWAA

# FRANCHSE (MONTREAL/WASHINGTON) INDIVIDUAL AWARDS

## NATIONAL LEAGUE ROOKIE OF THE YEAR AWARD

YEAR	PLAYER	STATS
1970	Carl Morton .....	18-11, 3.60 ERA
1977	Andre Dawson .....	.282, 19 HR, 65 RBI
2012	Bryce Harper .....	.270, 22 HR, 59 RBI

## NATIONAL LEAGUE BATTING TITLE

YEAR	PLAYER	STATS
2020	Juan Soto .....	.351 Batting Average

## NATIONAL LEAGUE HANK AARON AWARD

YEAR	PLAYER	AWARDED BY
2015	Bryce Harper (OF) .....	Major League Baseball

## EXECUTIVE OF THE YEAR AWARD

YEAR	EXECUTIVE	AWARDED BY
2012	Mike Rizzo (GM) .....	Boston Chapter of the BBWAA
2019	Mike Rizzo (GM) .....	Baseball America
2019	Mike Rizzo (GM) .....	Boston Chapter of the BBWAA

## POSTSEASON

YEAR	PLAYER	ROUND
2019	Howie Kendrick .....	National League Championship Series MVP
2019	Stephen Strasburg .....	World Series MVP
2019	Soto / Strasburg .....	Babe Ruth Postseason MVP (BBWAA)

## HEART AND HUSTLE AWARD

YEAR	PLAYER	AWARDED BY
2019	Howie Kendrick .....	MLB Players Alumni Association

## NATIONAL LEAGUE COMEBACK PLAYER OF THE YEAR

YEAR	PLAYER	STATS
2007	Dmitri Young (MLB) .....	.320, 38 2B, 13 HR, 74 RBI, .378 OBP
2016	Anthony Rendon (MLB) .....	.270, 38 2B, 20 HR, 85 RBI, .348 OBP
2017	Ryan Zimmerman (MLBPA) .....	.303, 33 2B, 36 HR, 108 RBI, .573 SLG

## MLBPA PLAYERS CHOICE AWARDS

YEAR	PLAYER(S)	AWARD
1997	Pedro Martinez .....	NL Most Outstanding Pitcher
2007	Dimitri Young .....	NL Comeback Player of the Year
2015	Bryce Harper .....	NL Most Outstanding Player
2016	Daniel Murphy .....	NL Most Outstanding Player
2017	Max Scherzer .....	NL Most Outstanding Pitcher
2017	Ryan Zimmerman .....	NL Comeback Player of the Year
2019	Anthony Rendon .....	NL Most Outstanding Player

## TOPPS MLB ROOKIE ALL-STAR TEAM

YEAR	PLAYER(S)	STATS
2006	Ryan Zimmerman .....	.287, 47 2B, 3 3B, 20 HR, 110 RBI
2008	John Lannan .....	9-15, 3.91 ERA, 117 K
2010	Stephen Strasburg .....	5-3, 2.91 ERA, 92 K
2011	Danny Espinosa .....	.236, 29 2B, 5 3B, 21 HR, 66 RBI, 17 SB
2012	Bryce Harper .....	.270, 26 2B, 9 3B, 22 HR, 59 RBI, 18 SB
	Steve Lombardozzi .....	.273, 16 2B, 3 3B, 3 HR, 27 RBI
2016	Trea Turner .....	.342, 14 2B, 8 3B, 13 HR, 40 RBI, 33 SB
2018	Juan Soto .....	.292, 25 2B, 3B, 22 HR, 70 RBI, 79 BB, 77 R
2019	Victor Robles .....	.255, 33 2B, 3 3B, 17 HR, 65 RBI, 28 SB, 86 R

## TONY CONIGLIARO AWARD

YEAR	PLAYER	AWARDED BY
2014	Wilson Ramos (C) .....	Boston Chapter of the BBWAA

## LOUISVILLE SLUGGER SILVER SLUGGERS

YEAR	PLAYER(S)	STATS
1980	Andre Dawson (OF) .....	.308, 17 HR, 87 RBI
1981	Andre Dawson (OF) .....	.302, 24 HR, 64 RBI
	Gary Carter (C) .....	.251, 16 HR, 68 RBI
1982	Gary Carter (C) .....	.293, 29 HR, 97 RBI
	Al Oliver (1B) .....	.331, 22 HR, 109 RBI
1983	Andre Dawson (OF) .....	.299, 32 HR, 113 RBI
1984	Gary Carter (C) .....	.294, 27 HR, 106 RBI
1985	Tim Wallach (3B) .....	.260, 22 HR, 81 RBI
	Hubie Brooks (SS) .....	.269, 13 HR, 100 RBI
1986	Hubie Brooks (SS) .....	.340, 14 HR, 58 RBI
	Tim Raines (OF) .....	.334, 9 HR, 62, 70 SB
1987	Tim Wallach (3B) .....	.298, 26 HR, 123 RBI
1988	Andres Galarrraga (1B) .....	.302, 29 HR, 92 RBI
1992	Larry Walker (OF) .....	.301, 23 HR, 93 RBI
1994	Wil Cordero (SS) .....	.294, 15 HR, 63 RBI
	Moises Alou (OF) .....	.339, 22 HR, 78 RBI
1999	Vladimir Guerrero (OF) .....	.316, 42 HR, 131 RBI RBI
2000	Vladimir Guerrero (OF) .....	.345, 44 HR, 123 RBI
2002	Vladimir Guerrero (OF) .....	.336, 39 HR, 111, 40 SB
2003	Orlando Cabrera (SS) .....	.297, 17 HR, 80 RBI
2004	Livan Hernandez (P) .....	.247, 1 HR, 10 RBI
2006	Alfonso Soriano (OF) .....	.277, 46 HR, 95 RBI, 41 SB
2009	Ryan Zimmerman (3B) .....	.292, 33 HR, 106 RBI
2010	Ryan Zimmerman (3B) .....	.307, 25 HR, 85 RBI
2012	Ian Desmond (SS) .....	.292, 25 HR, 73 RBI
	Adam LaRoche (1B) .....	.271, 33 HR, 100 RBI
	Stephen Strasburg (RHP) .....	.277, 1 HR, 7 RBI
2013	Ian Desmond (SS) .....	.280, 20 HR, 80 RBI
2014	Ian Desmond (SS) .....	.255, 24 HR, 91 RBI
	Anthony Rendon (3B) .....	.287, 21 HR, 83 RBI
2015	Bryce Harper (OF) .....	.330, 42 HR, 99 RBI
2016	Daniel Murphy (2B) .....	.347, 25 HR, 104 RBI
	Wilson Ramos (C) .....	.307, 22 HR, 80 RBI
2017	Daniel Murphy (2B) .....	.322, 23 HR, 93 RBI
2019	Anthony Rendon (3B) .....	.319, 34 HR, 126 RBI
2020	Juan Soto (OF) .....	.351, 13 HR, 37 RBI
2021	Juan Soto (OF) .....	.313, 29 HR, 95 RBI

## RAWLINGS GOLD GLOVES

YEAR	PLAYER(S)	POSITION
1973	Mike Jorgensen .....	1B
1978	Ellis Valentine .....	OF
1980	Gary Carter .....	C
	Andre Dawson .....	OF
1981	Gary Carter .....	C
	Andre Dawson .....	OF
1982	Gary Carter .....	C
	Andre Dawson .....	OF
1983	Andre Dawson .....	OF
1984	Andre Dawson .....	OF
1985	Andre Dawson .....	OF
	Tim Wallach .....	3B
1988	Tim Wallach .....	3B
1989	Andres Galarrraga .....	1B
1990	Tim Wallach .....	3B
	Andres Galarrraga .....	1B
1992	Larry Walker .....	OF
1993	Larry Walker .....	OF
	Marquis Grissom .....	OF
1994	Marquis Grissom .....	OF
2001	Orlando Cabrera .....	SS
2009	Ryan Zimmerman .....	3B
2012	Adam LaRoche .....	1B

FRANCHISE RECORD BOOK—MONTREAL EXPOS (1969-2004) AND WASHINGTON NATIONALS (2005-PRES.)

Washington Nationals (2005-present)

RFK Stadium (2005-07), Nationals Park (2008-present)

Montreal Expos (1969-2004)

Jarry Park (1969-76), Olympic Stadium (1977-2004)

CATEGORY	CLUB GENERAL	RECORD
Most Wins, Season .....		98 [2012]
Most Wins, Season Home .....		56 [1979]
Most Wins, Season Road.....		50 [2017]
Most Wins, Month .....		23 [Sept., 1979]
Most Losses, Season .....		110 [1969]
Most Losses, Season Home .....		57 [1969]
Most Losses, Season Road.....		56 [2008]
Most Losses, Month.....		26 [Sept./Oct., 1979]
Most Consecutive Wins .....	10 [5 times; last: Aug. 12-Aug. 21, 2014]	
Most Consecutive Wins, Home .....	13 [Aug. 28-Sept. 15, 1979]	
Most Consecutive Wins, Road.....	10 [May 10-30, 2018]	
Most Consecutive Losses .....	20 [May 13-June 7, 1969]	
Most Consecutive Losses, Home.....	12 [May 13-June 4, 1969]	
Most Consecutive Losses, Road.....	16 [Sept. 9, 2008-April 25, 2009]	
Most Wins Over One Club, Season.....	15 [NYM in 1979, NYM in 2014, ATL in 2016 and MIA in 2019]	
Most Wins Over One Club, Home .....	10 [ATL, 2015]	
Most Wins Over One Club, Road.....	9 [at NYM, 2014]	
Most Wins Over One Club, Consecutive .....	15 [SDP, 1993-95]	
Most Losses To One Club, Season.....	16 [PHI in 2022]	
Most Losses To One Club, Home.....	8 [ATL in 2001, NYM in 2006 and MIA and ATL in 2022]	
Most Losses To One Club, Road.....	9 [FLA in 2003 and PHI in 2022]	
Most Losses To One Club, Consecutive.....	11 [LAD in 1980]	
Most Shut-Out Wins, Season .....	19 [2014]	
Most Times Shut Out, Season.....	21 [2008]	
MARGIN OF VICTORY		
Largest Margin of Victory .....	21 [July 30, 1978 vs. MIA (W25-4), July 31, 2018 vs. NYM (W25-4)]	
Largest Margin of Victory, Shutout .....	19 [July 30, 1978 at ATL]	
Largest Margin of Defeat .....	18 [May 24, 2000 at SF (L0-18)]	
Largest Margin of Victory, Shutout .....	18 [May 24, 2000 at SFG]	
ONE-RUN GAMES		
Most Consecutive One-Run Games.....	7 [Aug. 26-Sept. 2, 1995]	
Most Consecutive One-Run Wins.....	12 [June 3-July 5, 2005]	
Most Consecutive One-Run Losses .....	13 [July 9-Aug. 6, 2005]	
DEFICITS OVERCOME		
Largest Deficit Overcome To Win.....	9 [May 16, 1997 vs. SFG (down 2-11, W14-13) and July 15, 2018 vs. MIA (down 0-9, W14-12)]	
Largest Deficit Overcome To Win, Home.....	9 [May 16, 1997 vs. SFG (down 2-11, W14-13) and July 15, 2018 vs. MIA (down 0-9, W14-12)]	
Largest Deficit Overcome To Win, Road.....	8 [April 28, 2015 at ATL (down 2-10, W13-12)]	
Largest Deficit Overcome To Win, 9th Inning or Later .....	6 [Sept. 3, 2019 vs. NYM (down 4-10, W11-10)]	
LEADS RELINQUISHED		
Largest Lead Relinquished In Loss.....	9 [July 20, 2012 vs. ATL (up 9-0 after 5, L10-11)]	
Largest Lead Relinquished In Loss, Home .....	9 [July 20, 2012 vs. ATL (up 9-0 after 5, L10-11)]	
Largest Lead Relinquished In Loss, Road.....	8 runs, July 8, 2021 at SDP (Up 8-0 after T4th, L 9-8)	
Largest Lead Relinquished In Loss, 9th Inning or Later.....	6 [Sept. 13, 1997 at NYM (led 6-0 in 9th inn., L6-9 in 11 inn.)]	



## LENGTH OF GAME

Longest Game, 9 innings .....	4:22 [Oct. 1, 2017 vs. PIT (L8-11)]
Longest Game, 9-inning Home.....	4:22 [Oct. 1, 2017 vs. PIT (L8-11)]
Longest Game, 9-inning Road .....	4:19 [June 23, 2021 at PHI (W13-12)]
Longest Game, Extra Innings .....	6:14 [Aug. 23, 1989 vs. LAD (22 inn., L0-1)]
Longest Game, Extra Innings, Home.....	6:14 [Aug. 23, 1989 vs. LAD (22 inn., L0-1)]
Longest Game, Extra Innings, Road .....	5:34 [Sept. 3, 2014 at LAD (14 inn., W8-5)]
Longest Game, Innings Played.....	22 [Aug. 23, 1989 vs. LAD (L0-1)]
Longest Game, Innings Played, Home.....	22 [Aug. 23, 1989 vs. LAD (L0-1)]
Longest Game, Innings Played, Road .....	19 [July 7, 1985 vs. HOU (W6-3)]
Shortest Game, 9 innings.....	1:36 [July 6, 1969 at PHI (G2, W5-0)]
Shortest Game, 9-inning Home.....	1:38 [April 18, 1973 vs. PHI (W2-1)]
Shortest Game, 9-inning Road .....	1:36 [July 6, 1969 at PHI (G2, W5-0)]
Shortest Game, Extra Innings.....	2:04 [Sept. 21, 1982 at NYM (10 inn., G1, L1-2)]
Shortest Game, Extra Innings, home .....	2:10 [July 31, 1977 vs. LAD (10 inn., L2-8)]
Shortest Game, Extra Innings, road .....	2:04 [Sept. 21, 1982 at NYM (10 inn., G1, L1-2)]

## PERSONNEL

Most Players Used, Season.....	60 [2021]
Fewest Players Used, Season.....	30 [1972]
Most Players Used, Game .....	26 [Sept. 3, 2014 at LAD (14 inn., W8-5)]
Most Players Used, 9-innings.....	24 [Sept. 25, 2016 at PIT, W10-7]
Most Players Used, Game, Both Clubs.....	51 [Sept. 7, 2008 at ATL (ATL 28, WSH 23) and Sept. 3, 2014 at LAD (WSH 26, LAD 25)]

## CATEGORY

## CLUB BATTING

## RECORD

## RUNS SCORED

Most Runs Scored, Season.....	873 [2019]
Most Runs Scored, Game .....	25 [July 31, 2018 vs. NYM (W25-4)]
Most Runs Scored, Extra-Inning Game.....	14 [Aug. 17, 2019 vs. MIL (14 inn., L14-15) and Aug. 13, 1999 at COL (10 inn., W14-13)]
Most Runs Scored, Win .....	25 [July 31, 2018 vs. NYM (W25-4)]
Most Runs Scored, Loss.....	14 [Aug. 17, 2019 vs. MIL (14 inn., L14-15)]
Most Runs Scored, Home.....	25 [July 31, 2018 vs. NYM (W25-4)]
Most Runs Scored, Road .....	21 [April 28, 1996 at COL (W21-9)]
Most Runs Scored, Home Win.....	25 [July 31, 2018 vs. NYM (W25-4)]
Most Runs Scored, Home Loss .....	14 [Aug. 17, 2019 vs. MIL (14 inn., L14-15)]
Most Runs Scored, Road Win.....	21 [April 28, 1996 at COL (W21-9)]
Most Runs Scored, Road Loss .....	11 [April 27, 2009 at PHI (L11-13)]
Most Runs Scored, Inning .....	13 [May 7, 1997 at SFG (6th inn., W19-3)]
Most Runs Scored, In An Extra Inning.....	6 [MANY TIMES; last: Sept. 21, 2019 at MIA (10 inn., W10-4)]
Most Runs Scored, 3-Game Series .....	35 [June 13-15, 1994 vs. PIT]
Most Runs Scored, 4-Game Series .....	46 [April 24-27, 2017 at COL]
Most Combined Runs, Game (Both Teams).....	32 [Sept. 24, 1985 at CHI (W17-15)]
Most Consecutive Games, Scoring Run(s) .....	10 [April 29-Aug. 24, 1982]
Most Consecutive Games, Shut Out .....	3 [May 19-21, 1972, Sept. 26-30, 1972, April 13-15, 2004 and Aug. 22-25, 2018]

## BATTING AVERAGE, ON-BASE, SLUGGING PERCENTAGES

Highest Batting Average, Season.....	.278 [1994]
Highest On-Base Percentage, Season .....	.343 [1994]
Highest Slugging Percentage, Season.....	.454 [2019]

## AT-BATS

Most At-Bats, Season .....	5,675 [1977]
Most At-Bats, Game.....	54 [May 7, 1997 at SFG (W19-3)]
Most At-Bats, Extra-Innings.....	82 [May 21, 1977 vs. SDP (21 inn., L8-11)]

## HITS

Most Hits, Season.....	1,482 [1983]
Most Hits, Game.....	28 [July 30, 1978 at ATL (W19-0)]
Most Hits, Game, Extra Innings.....	25 [May 21, 1977 vs. SDP (21 inn., L8-11)]
Most Hits, Game, Win.....	28 [July 30, 1978 at ATL (W19-0)]
Most Hits, Game, Loss.....	25 [May 21, 1977 vs. SDP (21 inn., L8-11)]
Most Hits, Inning.....	13 [May 7, 1997 at SFG (6th inn., W19-3)]
Most Consecutive Plate Appearances with a Hit.....	8 [May 7, 1997 at SFG (6th inn., W19-3) & Aug. 20, 2016 at ATL (4th inn., W11-9)]
Fewest Hits, Season (Min. 140 games).....	1,205 [1972]
Fewest Hits, Game.....	0 [SIX TIMES; last: July 25, 2024 vs. SD]
Fewest Hits, Game, Win.....	1 [Sept. 5, 1982 vs. ATL and Sept. 3, 1997 vs. BOS]
Fewest Hits, Game, Loss.....	0 [SIX TIMES; last: July 25, 2024 vs. SD]

## EXTRA-BASE HITS

Most Extra-Base Hits, Season.....	557 [2017]
Most Extra-Base Hits, Game.....	14 [July 30, 1978 at ATL (W19-0)]

## SINGLES

Most Singles, Season.....	1,042 [1983]
Most Singles, Game.....	17 [Aug. 5, 1982 at PHI (W9-2)]

## DOUBLES

Most Doubles, Season.....	339 [1997]
Most Doubles, Game.....	8 [MANY TIMES, last: July 5, 2014 vs. CHI (W13-0)]

## TRIPLES

Most Triples, Season.....	61 [1980]
Most Triples, Game.....	4 [July 8, 1994 at SDP (W14-0)]

## HOME RUNS

Most Home Runs, Season.....	231 [2019]
Most Home Runs, Season, Home Games.....	130 [2019]
Most Home Runs, Season, Road Games.....	108 [2017]
Most Home Runs, Season, Off One Opponent.....	32 [PHI in 2019]
Most Home Runs, Game.....	8 [July 30, 1978 at ATL (W19-0), July 27, 2017 vs. MIL (W15-2), Aug. 18, 2019 vs. MIL (W16-8)]
Most Home Runs, Game, Home.....	8 [July 27, 2017 vs. MIL (W15-2) and Aug. 18, 2019 vs. MIL (W16-8)]
Most Home Runs, Game, Road.....	8 [July 30, 1978 at ATL (W19-0)]
Most Home Runs, Inning.....	5 [July 27, 2017 vs. MIL (W15-2)]
Most Consecutive Plate Appearances With A Home Run.....	4 [July 27, 2017 vs. MIL (W15-2) and June 9, 2019 at SDP (W5-2)]
Most Consecutive Games Hitting at Least One Home Run.....	21 [June 14-July 7, 2019]
Most Pinch-Hit Home Runs, Season.....	12 [2016]
Most Pinch-Hit Home Runs, Game.....	2 [July 13, 1973 at ATL (G1, W11-7) and May 13, 2016 vs. MIA (W5-3)]
Most Grand Slams, Season.....	9 [1996]

## RBI

Most RBI, Season.....	824 [2019]
Most RBI, Game.....	25 [July 31, 2018 vs. NYM (W25-4)]
Most RBI, Inning.....	13 [May 7, 1997 at SFG (6th inn., W19-3)]

## WALKS/STRIKEOUTS

Most Walks, Season.....	695 [1973]
Most Walks, 9-inning Game.....	14 [Sept. 15, 2018 at ATL (W, 7-1)]
Most Walks, Extra Innings.....	14 [June 2, 1980 vs. CHI (13 inn., W8-7)]
Most Intentional Walks, Season.....	85 [2002]
Most Strikeouts, Season.....	1,344 [2015]
Most Strikeouts, 9-inning Game.....	18 [Oct. 3, 2015 at NYM (G2, W2-0)]
Most Strikeouts, Extra Innings.....	19 [Aug. 28, 2011 at CIN (14 inn., L4-5)]
Most Strikeouts, Inning.....	4 [MANY TIMES; last: April 28, 2013 vs. CIN (L2-5)]

### STOLEN BASES

Most Stolen Bases, Season .....	237 [1980]
Most Stolen Bases, Game.....	7 [FOUR TIMES; last: June 27, 2017 vs. CHI (W6-1)]
Most Stolen Bases, Inning.....	5 [June 9, 1995 at SFG (6th inn., W9-3)]
Most Times Caught Stealing, Season.....	100 [1991]
Most Times Caught Stealing, Game .....	4 [THREE TIMES; last: Sept. 18, 2002 at FLA (W4-2)]

### MISCELLANEOUS

Most Total Bases, Season .....	2,505 [2019]
Most Total Bases, Game .....	58 [July 30, 1978 at ATL (W19-0)]
Most Times Hit By Pitch, Season .....	89 [2005]
Most Times Hit By Pitch, Game.....	5 [Sept. 8, 2020 VS. TBR (W, 5-3)]
Most Sacrifice Flies, Season.....	63 [2016]
Most Sacrifice Flies, Game .....	4 [May 28, 1980 at CHI (14 inn., L4-8) and May 24, 1994 at FLA (W11-1)]
Most Sacrifice Bunts, Season.....	115 [1973]
Most Sacrifice Bunts, Game .....	5 [May 14, 1974 at PHI (W9-2) and Sept. 27, 2006 vs. PHI (14 inn. L7-8)]
Most GIDP, Season.....	153 [2008]
Most GIDP, Game.....	6 [May 8, 1988 vs. HOU (L2-7)]
Most Runners Left On Base, Season .....	1226 [1974]
Most Runners Left On Base, 9-inning Game .....	17 [June 2, 2004 at ATL (W8-4) and April 20, 2014 vs. PHI (W3-2)]
Most Runners Left On Base, Extra Innings.....	23 [May 21, 1977 vs. SDP (21 inn., L8-11)]
Most Pinch Hits, Season.....	67 [2006]
Most Pinch Hits, Game .....	4 [Sept. 11, 1981 at CHI (L5-6)]
Most Pinch Hits, Extra Innings.....	4 [Sept. 7, 1992 vs. STL (10 inn., L7-8)]

CATEGORY	CLUB PITCHING	RECORD
----------	---------------	--------

### EARNED RUN AVERAGE

Highest ERA, Season .....	5.13 [2000]
Lowest ERA, Season .....	3.03 [2014]

### COMPLETE GAMES

Most Complete Games, Season .....	49 [1971]
Fewest Complete Games, Season .....	0 [2007, 2023 and 2024]
Most Consecutive Complete Games.....	4 [June 28-July 1, 1974, June 7-11, 1981]

### SHUTOUTS

Most Shutouts, Season.....	19 [2014]
Fewest Shutouts, Season .....	3 [2002, 2006, 2009, 2020 and 2023]
Most Consecutive Shutouts .....	4 [May 8-12, 1985]

### HITS ALLOWED

Most Hits Allowed, Season .....	1,575 [2000]
Most Hits Allowed, Game.....	24 [May 3, 2000 at COL (L7-16)]
Fewest Hits Allowed, Game.....	0 [Seven times; last: Oct. 3, 2015 (W2-0)]
Most Hits Allowed, Inning.....	9 [MANY TIMES; last: April 8, 2017 at PHI (1st inn., L3-17)]

### RUNS ALLOWED

Most Runs Allowed, Season .....	902 [2000]
Most Runs Allowed, Game.....	24 [July 16, 2021 vs. SDP (L8-24)]
Fewest Runs Allowed, Season (Min. 140 Games) .....	555 [2014]
Most Runs Allowed, Inning .....	12 [April 8, 2017 at PHI (1st inn., L3-17)]



## EARNED RUNS ALLOWED

Most Earned Runs Allowed, Season.....	812 [2000]
Most Earned Runs Allowed, Game.....	19 [May 1, 1989 vs. CIN (L6-19) and May 19, 2001 vs. SDP (L7-20)]
Fewest Earned Runs Allowed, Season (Min. 140 Games).....	495 [2014]

## HOME RUNS ALLOWED

Most Home Runs Allowed, Season.....	247 [2021]
Most Home Runs Allowed, Game.....	7 [Aug. 17, 2019 vs. MIL (L, 14-15), June 4, 2003 vs. ANA (L2-11) and April 5, 1997 vs. COL (L3-15)]
Fewest Home Runs Allowed, Season (Min. 140 Games).....	89 [1976]
Most Home Runs Allowed, Inning.....	4 [June 21, 1971 at ATL - (G1, 8th inn., L4-6)]
Most Home Runs Allowed, Consecutive Batters.....	3 [MANY TIMES; last: July 21, 2017 at ARI (L5-6)]
Most Home Runs Allowed, Month.....	49 [Aug. 2009]
Most Consecutive Games Not Allowing Home Run.....	13 [May 5-23, 1980]
Most Grand Slams Allowed, Season.....	14 [2021]

## HIT BATSMEN

Most Hit Batsmen, Season.....	92 [2006]
Most Hit Batsmen, Game.....	4 [MANY TIMES; last: April 7, 2019 (W12-9)]
Fewest Hit Batsmen, Season (Min. 140 Games).....	21 [1984 and 1985]
Most Hit Batsmen, Inning.....	3 [Aug. 15, 1992 vs. STL (1st inn., L4-6)]

## WALKS

Most Walks Issued, Season.....	716 [1970]
Most Walks Issued, 9-inning Game.....	15 [July 9, 1973 vs. CIN (L6-11)]
Most Walks Issued, Game, Extra Innings.....	13 [MANY TIMES; last: Aug. 8, 2008 at MIL (13 inn., L4-5)]
Fewest Walks Issued, Season (Min. 140 Games).....	352 [2014]
Most Intentional Walks Issued, Season.....	93 [2006]
Most Intentional Walks Issued, 9-inning Game.....	4 [Aug. 18, 1988 vs. SDP (L4-5) and Sept. 8, 2006 at COL (L8-11)]
Most Intentional Walks Issued, Game, Extra Innings.....	5 [May 28, 1980 at CHI (14 inn., L4-8)]

## STRIKEOUTS

Most Strikeouts, Season.....	1,511 [2019]
Most Strikeouts, 9-inning Game.....	20 [May 11, 2016 vs. DET (W3-2)]
Most Strikeouts, Game, Extra Innings.....	20 [Aug. 17, 2013 at ATL (15 inn., W8-7) and April 24, 2016 vs. MIN (16 inn., W6-5)]
Most Consecutive Strikeouts.....	9 [Oct. 3, 2015 at NYM (W3-2)]
Most Strikeouts, Inning.....	4 [MANY TIMES; last: April 26, 2006 vs. CIN (8th inn.)]
Most Strikeouts, Game, Bullpen.....	19 [Aug. 17, 2013 at ATL (15 inn., W8-7)]

## WILD PITCHES

Most Wild Pitches, Season.....	74 [2009]
Most Wild Pitches, Game.....	6 [April 10, 1982 at PHI (W11-3)]
Most Wild Pitches, Inning.....	3 [MANY TIMES; last: Sept. 3, 2013 at PHI (6th inn., W9-6)]

## RELIEF PITCHING

Most Relief Appearances, Season.....	588 [2007]
Most Relief Appearances, Game.....	9 [Sept. 3, 2014 at LAD (14 inn., W8-5) and Sept. 7, 2016 vs. ATL (11 inn., W5-4)]
Most Relief Innings, Season.....	638.0 [2022]
Most Relief Innings, Game.....	17.0 [(G1) June 28, 1974 vs. CHI (18 inn., L7-8)]
Most Relief Wins, Season.....	36 [1990]
Lowest Relief ERA, Season.....	2.54 [1974]

## SAVES

Most Saves, Season.....	61 [1993]
Fewest Saves, Season.....	21 [1969 and 1976]

## PERSONNEL

Most Pitchers Used, Season.....	36 [2022]
Fewest Pitchers Used, Season.....	12 [1971 and 1972]
Most Pitchers Used, Game.....	9 [Sept. 18, 2007 vs. NYM (W9-8) and Sept. 25, 2016 at PIT (W10-4)]
Most Pitchers Used, Extra Innings.....	10 [Sept. 3, 2014 at LAD (14 inn., W8-5) and Sept. 7, 2016 vs. ATL (11.0 inn., W5-4)]

CATEGORY	CLUB FIELDING	RECORD
----------	---------------	--------

FIELDING PERCENTAGE		
Highest Fielding Percentage, Season .....		.989 [2018]
Lowest Fielding Percentage, Season .....		.971 [1969]

ERRORS		
Most Errors, Season .....		184 [1969]
Most Errors, Game .....	6 [MANY TIMES; last: Sept. 8, 2006 at COL (L8-11)]	
Fewest Errors, Season (Min. 140 Games) .....		64 [2018]
Most Errors, Inning .....	5 [April 14, 1969 vs. STL (4th inn., W8-7)]	
Most Errors, 9-inning Game, Both Clubs .....	8 [MANY TIMES; last: Sept. 8, 2006 at COL (L8-11)]	
Most Errors, Extra Innings, Both Clubs .....	10 [Sept. 4, 1971 at PIT (11 inn., L6-7)]	
Most Consecutive Errorless Games .....	13 [June 2-15, 2011 and June 25-July 9, 2014]	
Most Consecutive Errorless Innings .....		130.2 [June 1-16, 2011]

DOUBLE PLAYS		
Most Double Plays, Season .....		192 [1970]
Most Double Plays, Game .....	5 [MANY TIMES; last: June 6, 2009 vs. NYM (W7-1)]	
Most Double Plays, 9-inning Game, Both Clubs .....	7 [MANY TIMES; last: June 27, 2012, WSH (4) at COL (3) (W11-5)]	
Most Double Plays, Extra Innings, Both Clubs .....	8 [July 20, 1975 vs. ATL (11 inn., W6-5) and April 26, 2001 at STL (15 inn., W4-3)]	

OUTFIELD ASSISTS		
Most Outfield Assists, Season .....		69 [1978]
Most Outfield Assists, Game .....	3 [MANY TIMES; last: July 24, 2023 vs. COL (L10-6)]	

CATEGORY	INDIVIDUAL BATTING	RECORD
----------	--------------------	--------

GAMES PLAYED		
Most Games Played, Career .....		1799 [Ryan Zimmerman]
Most Games Played, Season .....	162 [SEVEN TIMES; last: Trea Turner, 2018]	
Most Consecutive Games Played .....	276 [Vladimir Guerrero, April 21, 1998-Aug. 30, 1999]	
Most Consecutive Games Started (DH Included) .....	205 [Ryan Zimmerman, Sept. 19, 2006-May 3, 2008]	

RUNS SCORED		
Most Runs Scored, Career .....		963 [Ryan Zimmerman]
Most Runs Scored, Season .....	133 [Tim Lincecum, 1983]	
Most Runs Scored, Game .....	5 [NINE TIMES; last: Anthony Rendon, April 30, 2017 vs. NYM (W23-5)]	

BATTING AVERAGE, ON-BASE, SLUGGING PERCENTAGES		
Highest Batting Average, Career (Min. 500 Games) .....		.323 [Vladimir Guerrero]
Highest Batting Average, Season .....	.347 [Daniel Murphy, 2016]; .351 [Juan Soto, 2020]	
Highest On-Base Percentage, Career (Min. 500 Games) .....		.402 [Rusty Staub]
Highest On-Base Percentage, Season .....	.465 [Juan Soto, 2021]; .490 [Juan Soto, 2020]	
Highest Slugging Percentage, Career (Min. 500 Games) .....		.588 [Vladimir Guerrero]
Highest Slugging Percentage, Season .....	.664 [Vladimir Guerrero, 2000]; .695 [Juan Soto, 2020]	

AT-BATS, PLATE APPEARANCES		
Most At-Bats, Career .....		6654 [Tim Lincecum]
Most At-Bats, Season .....	664 [Trea Turner, 2018]	
Most At-Bats, 9-inning Game .....	7 [SIX TIMES; last: Josh Harrison, May 14, 2021 at ARI (W17-2)]	
Most At-Bats, Extra Innings .....	11 [Dave Cash, May 21, 1977 vs. SDP (21 inn., L8-11)]	
Most Plate Appearances, Career .....		7402 [Tim Lincecum]
Most Plate Appearances, Season .....	740 [Trea Turner, 2018]	
Most Plate Appearances, 9-inning Game .....	7 [MANY TIMES; last: Josh Harrison, May 14, 2021 at ARI (W17-2)]	
Most Plate Appearances, Extra Innings .....	11 [Dave Cash, Warren Cromartie and Tony Perez, May 21, 1977 vs. SDP (21 inn. L8-11)]	
Most Plate Appearances, Inning .....	2 [MANY TIMES; last: Josh Harrison, June 23, 2021 at PHI (5th inn., W13-12)]	
Most Consecutive Plate Appearances Reaching Base Safely .....		12 [Juan Soto, Sept. 21-24, 2021]

## HITS

Most Hits, Career .....	1846 [Ryan Zimmerman]
Most Hits, Season .....	206 [Vladimir Guerrero, 2002]
Most Hits, 9-inning Game .....	6 [Anthony Rendon, April 30, 2017 vs. NYM (W23-5) and Luis García, May 26, 2023 at KCR (W12-10)]
Most Hits, Extra Innings .....	6 [Rondell White, June 11, 1995 at SFG (13 inn., W10-8)]
Most Hits, Inning .....	2 [MANY TIMES; last: CJ Abrams, June 14, 2024 vs. MIA (3rd inn., W8-1)]
Most Hits, Month .....	47 [Al Oliver, Aug. of 1982, Marquis Grissom, June of 1994 and Daniel Murphy, May of 2016]
Most Hits, Month, March/April .....	45 [Mark Grudzielanek, 1996]
Most Hits, Month, May .....	47 [Daniel Murphy, 2016]
Most Hits, Month, June .....	47 [Marquis Grissom, 1994]
Most Hits, Month, July .....	46 [Delino DeShields, 1993]
Most Hits, Month, Aug. ....	47 [Al Oliver, 1982]
Most Hits, Month, Sept./Oct. ....	42 [THREE TIMES; last: Marquis Grissom, 1993]
Most Consecutive Plate Appearances With Hit .....	8 [MANY TIMES; Last: Trea Turner, Aug. 23-24, 2016]

## HITTING, HOME RUN STREAKS

Longest Consecutive-Game Hitting Streak .....	31 [Vladimir Guerreo, July 27-Aug. 26, 1999]
Longest Consecutive-Game Home Run Streak .....	4 [MANY TIMES; last: Lane Thomas, September 1-9, 2023]

## MULTI-HIT GAMES

Most Multi-Hit Games, Career .....	491 [Ryan Zimmerman]
Most Multi-Hit Games, Season .....	65 [Tim Raines, 1986 and Mark Grudzielanek, 1996]
Most Consecutive Multi-Hit Games .....	8 [Cristian Guzman, Aug. 26-Sept. 3, 2008 and Bryan Little, Sept. 28, 1983-April 7,1984]
Most Multi-Hit Games, Month .....	16 [Vladimir Guerrero, July, 1998]

## EXTRA-BASE HITS

Most Extra-Base Hits, Career .....	723 [Ryan Zimmerman]
Most Extra-Base Hits, Season .....	89 [Alfonso Soriano, 2006]
Most Extra-Base Hits, Game .....	4 [MANY TIMES; last: Ryan Zimmerman, Sept. 29, 2017 vs. PIT (W6-1)]
Most Extra-Base Hits, Month .....	23 [Vladimir Guerrero, Aug., 1999]

## SINGLES

Most Singles, Career .....	1163 [Tim Raines]
Most Singles, Season .....	157 [Mark Grudzielanek, 1996]
Most Singles, Game .....	5 [MANY TIMES; last: Trea Turner, June 24, 2017 vs. CIN (W18-3)]

## DOUBLES

Most Doubles, Career .....	401 [Ryan Zimmerman]
Most Doubles, Season .....	54 [Mark Grudzielanek, 1997]
Most Doubles, Game .....	3 [MANY TIMES; last: Andrés Chaparro, Aug. 13, 2024 at BAL (L6-5)]

## TRIPLES

Most Triples, Career .....	82 [Tim Raines]
Most Triples, Season .....	13 [MANY TIMES; last: Mitch Webster, 1986]
Most Triples, Game .....	2 [MANY TIMES; last: CJ Abrams, April 7, 2023 at COL (W10-5)]

## HOME RUNS

Most Home Runs, Career .....	284 [Ryan Zimmerman]
Most Home Runs, Career, Left-Handed Hitter .....	184 [Bryce Harper]
Most Home Runs, Career, Right-Handed Hitter .....	284 [Ryan Zimmerman]
Most Home Runs, Career, Switch Hitter .....	115 [Jose Vidro]
Most Home Runs, Season .....	46 [Alfonso Soriano, 2006]
Most Home Runs, Season, Home .....	25 [Vladimir Guerrero, 2000]
Most Home Runs, Season, Road .....	22 [Andre Dawson, 1983 and Alfonso Soriano, 2006]
Most Home Runs, Season, Off One Club .....	8 [Gary Carter, 1977 against PIT and Bryce Harper, 2015 against PHI]
Most Home Runs, Season, Left-Handed Hitter .....	42 [Bryce Harper, 2015]
Most Home Runs, Season, Right-Handed Hitter .....	46 [Alfonso Soriano, 2006]
Most Home Runs, Season, Switch Hitter .....	27 [Josh Bell, 2021]
Most Home Runs, Season, As 1B .....	38 [Adam Dunn, 2010]
Most Home Runs, Season, As 2B .....	24 [Jose Vidro, 2000]

Most Home Runs, Season, As 3B.....	34	[Anthony Rendon, 2019]
Most Home Runs, Season, As SS.....	25	[Ian Desmond, 2012]
Most Home Runs, Season, As OF.....	46	[Alfonso Soriano, 2006]
Most Home Runs, Season, As C.....	31	[Gary Carter, 1977]
Most Home Runs, Season, As P.....	2	[FOUR TIMES; last: Stephen Strasburg, 2017]
Most Home Runs, Season, Single Month.....	13	[Vladimir Guerrero, Sept./Oct. 2000 and Bryce Harper, May 2015]
Most Home Runs, Month, March/April.....	11	[Ryan Zimmerman, 2017]
Most Home Runs, Month, May.....	13	[Bryce Harper, 2015]
Most Home Runs, Month, June.....	9	[SEVEN TIMES; last: Anthony Rendon, 2019]
Most Home Runs, Month, July.....	11	[Vladimir Guerrero, 1998]
Most Home Runs, Month, Aug.....	12	[Rusty Staub, 1970 and Vladimir Guerrero, 1999]
Most Home Runs, Month, Sept./Oct.....	13	[Vladimir Guerrero, 2000]
Most Home Runs, Pre All-Star Break.....	27	[Alfonso Soriano, 2006]
Most Home Runs, Post All-Star Break.....	24	[Vladimir Guerrero, 1998 and 1999]
Most Home Runs, Game.....	3	[MANY TIMES; last: Lane Thomas, June 3, 2022 at CIN (W8-5)]
Most First-Inning Lead-Off Home Runs, Career.....	15	[Brad Wilkerson]
Most First-Inning Lead-Off Home Runs, Season.....	9	[Brad Wilkerson, 2004 and Alfonso Soriano, 2006]
Most Multi-Homer Games, Career.....	27	[Ryan Zimmerman]
Most Multi-Homer Games, Season.....	8	[Vladimir Guerrero, 2000]
Most Consecutive Multi-Homer Games.....	2	[MANY TIMES; last: Kyle Schwarber, June 19-20, 2021]
Most Consecutive Plate Appearances with Home Run.....	3	[MANY TIMES; last: Bryce Harper, May 6-8, 2015]
Most Consecutive At-Bats with Home Run.....	3	[MANY TIMES; last: Bryce Harper, May 6-8, 2015]
Most Grand Slams, Career.....	7	[Gary Carter]
Most Grand Slams, Season.....	2	[MANY TIMES; last: Gerardo Parra, 2019]
Most Grand Slams, Game.....	2	[Josh Willingham, July 27, 2009 at MIL (W14-6)]
<b>RBI</b>		
Most RBI, Career.....	1061	[Ryan Zimmerman]
Most RBI, Career, Left-Handed Hitter.....	521	[Bryce Harper]
Most RBI, Career, Right-Handed Hitter.....	1061	[Ryan Zimmerman]
Most RBI, Career, Switch Hitter.....	556	[Tim Lincecum]
Most RBI, Season.....	131	[Vladimir Guerrero, 1999]
Most RBI, Season, Home.....	75	[Vladimir Guerrero, 1999]
Most RBI, Season, Road.....	71	[Andre Dawson, 1983]
Most RBI, Season, Off One Club.....	23	[Hubie Brooks, 1985 against PIT]
Most RBI, Season, Left-Handed Hitter.....	110	[Juan Soto, 2019]
Most RBI, Season, Right-Handed Hitter.....	131	[Vladimir Guerrero, 1999]
Most RBI, Season, Switch Hitter.....	103	[Ken Singleton, 1973]
Most RBI, Season, As 1B.....	106	[Al Oliver, 1982]
Most RBI, Season, As 2B.....	97	[Jose Vidro, 2000]
Most RBI, Season, As 3B.....	126	[Anthony Rendon, 2019]
Most RBI, Season, As SS.....	96	[Hubie Brooks, 1985 and Orlando Cabrera, 2001]
Most RBI, Season, As OF.....	130	[Vladimir Guerrero, 1999]
Most RBI, Season, As C.....	101	[Gary Carter, 1980]
Most RBI, Season, As P.....	12	[Steve Renko, 1971 and Max Scherzer, 2016]
Most RBI, Single Month, Season.....	31	[Hubie Brooks, Sept./Oct. of 1987]
Most RBI, March/April, Season.....	29	[Ryan Zimmerman, 2017]
Most RBI, May, Season.....	29	[Tim Lincecum, 1987 and Henry Rodriguez, 1996]
Most RBI, June, Season.....	30	[Moises Alou, 1994]
Most RBI, July, Season.....	28	[Bob Bailey, 1970]
Most RBI, Aug., Season.....	29	[Anthony Rendon, 2019 and Vladimir Guerrero, 1999]
Most RBI, Sept./Oct., Season.....	31	[Hubie Brooks, 1987]
Most RBI, Pre All-Star Break.....	76	[Vladimir Guerrero, 2000]



Most RBI, Post All-Star Break.....	68 [Tony Batista, 2004]
Most RBI, Game.....	10 [Anthony Rendon, April 30, 2017 vs. NYM (W23-5) and Mark Reynolds, July 7, 2018 vs. MIA (W18-4)]
Most Consecutive Games with RBI.....	9 [Ryan Zimmerman, Sept. 3-12, 2012]
Most RBI, Inning.....	6 [Andre Dawson, Sept. 24, 1985 at CHI (W17-15) and Juan Rivera, June 19, 2004 vs. CWS (W6-2)]
Most Multi-RBI Games, Career.....	257 [Ryan Zimmerman]
Most Multi-RBI Games, Season.....	38 [Anthony Rendon, 2019]

## WALKS/STRIKEOUTS

Most Walks, Career.....	793 [Tim Lincecum]
Most Walks, Season.....	145 [Juan Soto, 2021]
Most Walks, 9-inning Game.....	5 [Bryce Harper, Sept. 18, 2018 at MIA (W4-2) and Rodney Scott, April 12, 1980 at PHI (L2-6)]
Most Walks, Extra Innings.....	6 [Bryce Harper, May 8, 2016 at CHI (13 inn., L3-4)]
Most Intentional Walks, Career.....	130 [Vladimir Guerrero]
Most Intentional Walks, Season.....	32 [Vladimir Guerrero, 2002]
Most Intentional Walks, 9-inning Game.....	2 [MANY TIMES; last: Juan Soto, Sept. 8, 2020 vs. TBR (W5-3)]
Most Intentional Walks, Extra Innings.....	3 [Tim Lincecum, June 15, 1989 at STL (10 inn., L3-4) & Bryce Harper, May 8, 2016 at CHI (13 inn., L3-4)]
Most Strikeouts, Career.....	1384 [Ryan Zimmerman]
Most Strikeouts, Season.....	199 [Adam Dunn, 2010]
Fewest Strikeouts, Season (Min. 502 Plate Appearances).....	29 [Ron Hunt, 1972 and Dave Cash, 1978]
Most Strikeouts, Game.....	5 [SIX TIMES; last: Trea Turner, June 2, 2018 vs. ATL (W5-3)]

## STOLEN BASES

Most Stolen Bases, Career.....	635 [Tim Lincecum]
Most Stolen Bases, Season.....	97 [Ron LeFlore, 1980]
Most Stolen Bases, Game.....	4 [MANY TIMES; last: Lane Thomas, July 23, 2023 vs. SFG (W6-1)]
Most Stolen Bases, Inning.....	2 [MANY TIMES; last: CJ Abrams, Sept. 19, 2024 at CHC (L7-6)]
Most Consecutive Stolen Bases, Team.....	23 [Sept. 18-25, 1974]
Most Consecutive Stolen Bases Without Being Thrown Out.....	37 [Tim Lincecum, Sept. 22, 1983-July 6, 1984]
Most Consecutive Games With At Least One Stolen Bases.....	7 [MANY TIMES; last: Marquis Grissom, May 26-June 2, 1991]
Most Times Caught Stealing, Career.....	106 [Tim Lincecum]
Most Times Caught Stealing, Season.....	23 [Delino DeShields, 1991]
Most Times Caught Stealing, Game.....	2 [MANY TIMES; last: Ildemaro Vargas, April 19, 2024 vs. HOU (L5-3)]

## MISCELLANEOUS

Most Total Bases, Career.....	3159 [Ryan Zimmerman]
Most Total Bases, Season.....	379 [Vladimir Guerrero, 2000]
Most Total Bases, Game.....	16 [Anthony Rendon, April 30 2017 vs. NYM (W23-5)]
Most Times Hit By Pitch, Career.....	114 [Ron Hunt]
Most Times Hit By Pitch, Season.....	50 [Ron Hunt, 1971]
Most Times Hit By Pitch, Game.....	2 [MANY TIMES; last: CJ Abrams, July 9, 2024 at NYM (L7-5)]
Most Sacrifice Flies, Career.....	71 [Andre Dawson]
Most Sacrifice Flies, Season.....	18 [Andre Dawson, 1983]
Most Sacrifice Flies, Game.....	2 [MANY TIMES; last: Ildemaro Vargas, June 13, 2024 at DET (L7-2)]
Most Sacrifice Bunts, Career.....	101 [Steve Rogers]
Most Sacrifice Bunts, Season.....	23 [Larry Lintz, 1974]
Most Sacrifice Bunts, Game.....	3 [NINE TIMES; last: Gio Gonzalez, May 2, 2015 at NYM (W1-0)]
Most GIDP, Career.....	203 [Ryan Zimmerman]
Most GIDP, Season.....	27 [John Bateman in 1971 and Ken Singleton in 1973]
Most GIDP, 9-inning Game.....	3 [Ryan Zimmerman, June 21, 2011 vs. SEA (W6-5)]
Most GIDP, Game, Extra Innings.....	3 [Fernando Seguin, April 26, 2001 at STL (15 inn., W4-3)]
Most Pinch-Hit Appearances, Career.....	335 [Wallace Johnson]
Most Pinch-Hit Appearances, Season.....	82 [Jose Morales in 1976]
Most Pinch Hits, Career.....	78 [Wallace Johnson]

Most Pinch Hits, Season.....	25 [Jose Morales in 1976]
Highest Pinch-Hit Batting Average, Career (50 Pinch-Hit AB Min.).....	.346 [Jamey Carroll]
Highest Pinch-Hit Batting Average, Season (10 Pinch-Hit Minimum).....	.545 [Otis Nixon, 1988]
Most Pinch-Hit Home Runs, Career.....	5 [Jose Morales]
Most Pinch-Hit Home Runs, Season.....	4 [Hal Breeden, 1973 and Adam Lind, 2017]
Most Pinch-Hit RBI, Career.....	47 [Jose Morales]
Most Pinch-Hit RBI, Season.....	24 [Jose Morales, 1976]

Most Hits By A Pitcher, Career.....	122 [Steve Rogers]
Most Hits By A Pitcher, Season.....	24 [Steve Renko, 1973]
Most Home Runs By A Pitcher, Career.....	6 [Steve Renko]
Most Home Runs By A Pitcher, Season.....	2 [FOUR TIMES; last: Stephen Strasburg, 2017]

Most Hits By A Pitcher, Game.....	3 [MANY TIMES; last: Stephen Strasburg, July 18, 2019 at ATL (W13-4)]
Most RBI By A Pitcher, Game.....	5 [Stephen Strasburg, July 18, 2019 at ATL (W13-4)]

ROOKIES

Highest Batting Average, Season (Min. 300 At-Bats).....	.342 [Trea Turner, 2016]
Highest On-Base Percentage, Season (Min. 300 At-Bats).....	.406 [Juan Soto, 2018]
Highest Slugging Percentage, Season (Min. 300 At-Bats).....	.567 [Trea Turner, 2016]

Most Games, Season.....	158 [Danny Espinosa, 2011]
Most At-Bats, Season.....	620 [Warren Cromartie, 1977]
Most Runs, Season.....	98 [Bryce Harper, 2012]
Most Hits, Season.....	176 [Ryan Zimmerman, 2006]
Most Home Runs, Season.....	22 [Bryce Harper, 2012 and Juan Soto, 2018]
Most RBI, Season.....	110 [Ryan Zimmerman, 2006]
Most Stolen Bases, Season.....	71 [Tim Lincecum, 1981]
Longest Consecutive-Game Hitting Streak.....	17 [Ryan Zimmerman, June 28-July 18, 2006]

CATEGORY	INDIVIDUAL PITCHING	RECORD
----------	---------------------	--------

GAMES

Most Appearances, Career.....	425 [Tim Lincecum]
Most Appearances, Season.....	92 [Mike Marshall, 1973]

GAMES STARTED

Most Starts, Career.....	393 [Steve Rogers]
Most Starts, Season.....	40 [Steve Rogers, 1977]

INNINGS

Most Innings Pitched, Career.....	2837.2 [Steve Rogers]
Most Innings Pitched, Season, Starter.....	301.2 [Steve Rogers, 1977]
Most Innings Pitched, Season, Reliever.....	179.0 [Mike Marshall, 1973]
Most Innings Pitched, Game, Starter.....	11.2 [Bill Stoneman, Sept. 1, 1972 at CIN (L0-1)]
Most Innings Pitched, Game, Reliever.....	8.1 [Mike Marshall, Sept. 7, 1973 vs. NYM (G2, L2-4)]

WINS

Most Wins, Career.....	158 [Steve Rogers]
Most Wins, Season.....	21 [Gio Gonzalez, 2012]
Most Wins, Season, Home.....	13 [Ross Grimsley, 1978]
Most Wins, Season, Road.....	13 [Steve Rogers, 1982]

Highest Winning Percentage, Career (Minimum 30 Decisions).....	.676 [Kirk Rueter, 25-12, 1993-1996]
Highest Winning Percentage, Season (Minimum 15 Decisions).....	.789 [Stephen Strasburg, 15-4 in 2016 and 2017]

Most Wins, Pre All-Star Break.....	13 [Charlie Lea, 1984 and Ken Hill, 1994]
Most Wins, Post All-Star Break.....	13 [Dale Murray, 1975]

Most Relief Wins, Career.....	42 [Tim Lincecum]
Most Relief Wins, Season.....	15 [Dale Murray, 1975]

Most Consecutive Wins, Starter.....	16 [Stephen Strasburg, Sept. 15, 2015-July 15, 2016]
-------------------------------------	------------------------------------------------------

Most Consecutive Wins, Reliever ..... 10 [Andy McGaffigan, Aug. 13, 1987-April 4, 1989]

## LOSSES

Most Losses, Career ..... 152 [Steve Rogers]

Most Losses, Season ..... 22 [Steve Rogers, 1974]

Most Relief Losses, Career ..... 37 [Jeff Reardon]

Most Relief Losses, Season ..... 12 [Luis Ayala, 2004]

Most Consecutive Losses, Starter ..... 11 [Ray Burris, April 11-Aug. 21, 1982]

Most Consecutive Losses, Reliever ..... 8 [Dale Murray, April 22-July 18, 1976 and Sean Burnett, Aug. 18, 2009-Aug. 18, 2010]

## ERA

Lowest ERA, Career (Min. 500 IP) ..... 2.61 [Tim Burke]

Lowest ERA, Season (among those qualified) ..... 1.90 [Pedro Martinez, 1997]

## COMPLETE GAMES

Most Complete Games, Career ..... 129 [Steve Rogers]

Most Complete Games, Season ..... 20 [Bill Stoneman, 1971]

Most Consecutive Complete Games ..... 7 [Bill Stoneman, July 6-Aug. 20, 1971]

## SHUTOUTS

Most Shutouts, Career ..... 37 [Steve Rogers]

Most Shutouts, Season ..... 5 [FIVE TIMES, last Carlos Perez, 1997]

Most Consecutive Starts Resulting In Shutouts ..... 3 [Woodie Fryman, April 16-May 3, 1975]

## NO-HITTERS

Most No-Hitters, Career ..... 2 [Bill Stoneman and Max Scherzer]

Most No-Hitters, Season ..... 2 [Max Scherzer, June 20, 2015 vs. PIT and Oct. 3, 2015 at NYM]

## PERFECT GAME

Most Perfect Games, Career ..... 1 [Dennis Martinez, July 28, 1991 at LAD (W2-0)]

## CONSECUTIVE SCORELESS INNINGS

Most Consecutive Scoreless Innings ..... 35.0 [Stephen Strasburg, Aug. 29-Sept. 17, 2017]

Most Consecutive Scoreless Innings, Starter ..... 35.0 [Stephen Strasburg, Aug. 29-Sept. 17, 2017]

Most Consecutive Scoreless Innings, Reliever ..... 29.1 [Mike Marshall, July 22-Aug. 22, 1972]

## HITS ALLOWED

Most Hits Allowed, Career ..... 2,619 [Steve Rogers]

Most Hits Allowed, Season ..... 281 [Carl Morton, 1970]

Most Hits Allowed, Game ..... 15 [John Dopson, July 3, 1988 vs. ATL (W9-2)]

## RUNS ALLOWED

Most Runs Allowed, Career ..... 1,122 [Steve Rogers]

Most Runs Allowed, Season ..... 139 [Steve Rogers, 1974]

Most Runs Allowed, Game ..... 10 [NINE TIMES; last: Joe Ross, April 19, 2021 vs. STL (L12-5)]

## EARNED RUNS ALLOWED

Most Earned Runs Allowed, Career ..... 1,001 [Steve Rogers]

Most Earned Runs Allowed, Season ..... 126 [Steve Rogers, 1974]

Most Earned Runs Allowed, Game ..... 11 [Patrick Corbin, July 30, 2024 at ARI (L17-0)]

## HOME RUNS ALLOWED

Most Home Runs Allowed, Career ..... 155 [Javier Vazquez]

Most Home Runs Allowed, Season ..... 37 [Patrick Corbin 2021]

Most Home Runs Allowed, Game ..... 4 [MANY TIMES; last: Trevor Williams, September 2, 2023 vs. MIA (L11-5)]

Most Home Runs Allowed, Inning ..... 3 [MANY TIMES; last: Sean Doolittle, Aug. 17, 2019 vs. MIL (9th inn., L14-15)]

## HIT BATSMEN

Most Hit Batsmen, Career ..... 52 [Dennis Martinez]

Most Hit Batsmen, Season ..... 18 [Ramon Ortiz, 2006]

Most Hit Batsmen, Game ..... 4 [Livan Hernandez, July 20, 2005 vs. COL (L2-3)]

## WALKS

Most Walks, Career .....	876 [Steve Rogers]
Most Walks, Season .....	146 [Bill Stoneman, 1971]
Fewest Walks, Season (Min. 162 Innings).....	24 [Doug Fister, 2014]
Most Walks, Game.....	10 [Ernie McAnally, Sept. 23, 1971 vs. PHI (L4-6)]

## STRIKEOUTS

Most Strikeouts, Career .....	1718 [Stephen Strasburg]
Most Strikeouts, Career, Left-Handed Pitcher .....	1215 [Gio Gonzalez]
Most Strikeouts, Career, Right-Handed Pitcher .....	1718 [Stephen Strasburg]
Most Strikeouts, Career, Starter .....	1718 [Stephen Strasburg]
Most Strikeouts, Career, Reliever .....	522 [Tyler Clippard]
Most Strikeouts, Season.....	305 [Pedro Martinez, 1997]
Most Strikeouts, Season, Left-Handed Pitcher.....	238 [Patrick Corbin, 2019]
Most Strikeouts, Season, Right-Handed Pitcher.....	305 [Pedro Martinez, 1997]
Most Strikeouts, Season, Starter.....	305 [Pedro Martinez, 1997]
Most Strikeouts, Season, Reliever .....	124 [Mike Marshall, 1973]
Most Strikeouts, Game .....	20 [Max Scherzer, May 11, 2016 vs. DET (W3-2)]
Most Strikeouts, Game, Left-Handed Pitcher .....	14 [Jeff Fassero, Aug. 11, 1996 vs. CHI (W4-3)]
Most Strikeouts, Game, Right-Handed Pitcher .....	20 [Max Scherzer, May 11, 2016 vs. DET (W3-2)]
Most Strikeouts, Game, Starter .....	20 [Max Scherzer, May 11, 2016 vs. DET (W3-2)]
Most Strikeouts, Game, Reliever .....	8 [SEVEN TIMES; last: Cory Abbott, Sept. 22, 2023 vs. ATL (L10-3)]
Most Strikeouts, Inning .....	4 [Steve Kline, Aug. 17, 1999 at SFG (7th inn., W2-1); Jon Rauch, April 26, 2006 vs. CIN (8th inn., L0-5)]
Most Consecutive Strikeouts .....	9 [Max Scherzer, Oct. 3, 2015 at NYM (W2-0)]

## WILD PITCHES

Most Wild Pitches, Career .....	87 [Steve Rogers]
Most Wild Pitches, Season.....	19 [Steve Renko, 1974]
Most Wild Pitches, Game .....	6 [Bill Gullickson, April 10, 1982 at PHI (W11-3)]

## SAVES

Most Saves, Career .....	152 [Jeff Reardon]
Most Saves, Season.....	47 [Chad Cordero, 2005]
Most Saves, Pre All-Star Break.....	31 [Chad Cordero, 2005]
Most Saves, Post All-Star Break.....	24 [Mel Rojas 1996]
Most Consecutive Appearances Earning a Save .....	15 [Chad Cordero, June 5-July 2, 2005]
Most Consecutive Team Games Earning a Save.....	5 [Steve Kline, June 1-5, 2000]
Most Consecutive Successfully Converted Save Opportunities.....	26 [Chad Cordero, April 26, 2005-July 2, 2005]

## BALKS

Most Balks, Career .....	21 [Dennis Martinez]
Most Balks, Season .....	10 [Dennis Martinez and Pascual Perez, 1988]
Most Balks, Game.....	2 [MANY TIMES; last: Stephen Strasburg, Sept. 8, 2013 at MIA (W6-4)]

## ROOKIES

Most Games.....	79 [Gary Majewski, 2005]
Most Starts .....	37 [Carl Morton, 1970]
Most Innings Pitched .....	284.2 [Carl Morton, 1970]
Most Wins.....	18 [Carl Morton, 1970]
Lowest ERA (Minimum 100.0 Innings) .....	1.54 [Steve Rogers, 1973]
Most Complete Games .....	10 [Carl Morton, 1970]
Most Shutouts.....	4 [Carl Morton, 1970]
Most Saves.....	14 [Chad Cordero, 2004]
Most Strikeouts.....	161 [Balor Moore, 1972]



CATEGORY

INDIVIDUAL FIELDING

RECORD

FIELDING PERCENTAGE

Highest Fielding Percentage, Career (Minimum 250 games)

1B.....	.995 [David Segui]
2B.....	.989 [Danny Espinosa]
3B.....	.971 [Anthony Rendon]
SS.....	.984 [Spike Owen]
OF.....	.995 [Denard Span]
C.....	.994 [Wilson Ramos]
P.....	.990 [Luis Ayala]

Highest Fielding Percentage, Season (Among those who qualified)

1B.....	.997 [David Segui, 1995]
2B.....	.992 [Wilmer Difo, 2018]
3B.....	.981 [Anthony Rendon, 2018]
SS.....	.989 [Spike Owen, 1990]
OF.....	1.000 [Denard Span, 2013; Victor Robles, 2020; Juan Soto, 2020]
C.....	1.000 [Kurt Suzuki, 2020]
P.....	1.000 [MANY PLAYERS; last: Erick Fedde and Patrick Corbin, 2021]

PUTOUTS

Most Putouts, Career

1B.....	7893 [Andres Galarraga]
2B.....	1801 [Jose Vidro]
3B.....	1354 [Tim Wallach]
SS.....	1442 [Chris Speier]
OF.....	3554 [Andre Dawson]
C.....	7345 [Gary Carter]
P.....	237 [Steve Rogers]

Most Putouts, Season

1B.....	1464 [Andres Galarraga, 1988]
2B.....	362 [Dave Cash, 1978]
3B.....	162 [Tim Wallach, 1984]
SS.....	291 [Chris Speier, 1982]
OF.....	435 [Andre Dawson, 1983]
C.....	1094 [Wilson Ramos, 2016]
P.....	30 [Steve Rogers, 1974]

ASSISTS

Most Assists, Career

1B.....	592 [Andres Galarraga]
2B.....	2737 [Jose Vidro]
3B.....	3285 [Tim Wallach]
SS.....	2551 [Chris Speier]
OF.....	103 [Andre Dawson]
C.....	843 [Gary Carter]
P.....	462 [Steve Rogers]

Most Assists, Season

1B.....	118 [Al Oliver, 1983]
2B.....	464 [Danny Espinosa, 2011]
3B.....	383 [Tim Wallach, 1985]
SS.....	514 [Orlando Cabrera, 2001]
OF.....	24 [Ellis Valentine, 1978 and Warren Cromartie, 1978]
C.....	108 [Gary Carter, 1980]
P.....	63 [Steve Rogers, 1977]



ERRORS

Most Errors, Career	
1B .....	73 [Andres Galarrraga]
2B .....	71 [Jose Vidro]
3B .....	199 [Tim Wallach]
SS .....	147 [Ian Desmond]
OF .....	87 [Vladimir Guerrero]
C .....	73 [Gary Carter]
P .....	31 [Steve Rogers]
Most Errors, Season	
1B .....	19 [Al Oliver, 1982 and Lee Stevens, 2001]
2B .....	27 [Delino DeShields, 1991]
3B .....	35 [Larry Parrish, 1975]
SS .....	34 [Ian Desmond, 2010]
OF .....	19 [Vladimir Guerrero, 1999]
C .....	15 [John Bateman, 1970]
P .....	7 [MANY TIMES; last: Steve Rogers, 1977]
Most Errors, Game	
1B .....	3 [Michael Morse, July 15, 2011 at ATL (L1-11)]
2B .....	3 [THREE TIMES; last: Randy Ready, Sept. 10, 1993 vs. CIN (10 inn., W4-3)]
3B .....	3 [FIVE TIMES; last: Ryan Zimmerman, Sept. 7, 2007 at ATL (L1-7)]
SS .....	4 [Chris Speier, May 12, 1981 at LAD (L0-5)]
OF .....	2 [MANY TIMES; last: Lane Thomas, Sept. 14, 2023 at PIT (L2-0)]
C .....	3 [Jeff Reed, July 28, 1987 at CHI (L3-8)]

It took 1,882 games and more than 11 seasons in D.C. before the Nationals experienced the thrill of turning a triple play.

On July 29, 2016 at AT&T Park in San Francisco, the Nationals clung to a 4-1 lead in the bottom of the eighth inning. The Giants loaded the bases with nobody out, bringing the dangerous Brandon Crawford to the plate. Dusty Baker brought lefty Sammy Solis in to pitch and bolstered his defense, inserting shortstop Danny Espinosa and first baseman Ryan Zimmerman behind Solis. Some may be inclined to refer to this as a “triple switch,” but Espinosa was inserted straight up for Wilmer Difo, while Solis and Zimmerman entered on a “double switch.”

Crawford ripped a line drive directly at Zimmerman, who was playing the line to prevent an extra base hit. Zimmerman caught the line drive and stepped on first base to double off Buster Posey. Former National Denard Span read the line drive off the bat as a base hit and broke from third base, assuming he would trot home. Zimmerman calmly tossed the ball across the diamond, where Anthony Rendon was waiting near the bag. He caught it, stepped on third base and completed the first triple play in Washington Nationals history (2005-present). It was also the first 3-3-5 triple play in Major League history.

Beyond that historic night, below are some notes on where the triple play fits into Washington’s baseball history:

**THE LAST TIME A D.C.-BASED TEAM HIT INTO A TRIPLE PLAY:** May 19, 2010 vs. NYM. Cristian Guzman laced a sinking liner to center field that resulted in an unconventional 8-2-6-3 triple play. Angel Pagan retired Guzman by snagging the line drive, but Pagan’s throw to second base was off target and bounced toward the mound, where the catcher Henry Blanco raced to scoop it up. Blanco immediately fired the ball to shortstop Jose Reyes at second base to double off Livan Hernandez. Reyes then gunned the ball to first baseman Ike Davis, who toed the bag to “triple” off Nyjer Morgan, who began the play at first base.

**THE LAST TRIPLE PLAY TURNED BY THE WASHINGTON SENATORS:** July 30, 1968 at Cleveland Stadium. It was an unassisted triple play turned by Ron Hansen, who caught Joe Azcue’s popup before tagging Dave Nelson (began play on second base) and Russ Snyder (began play on first base) out in sequence to cap the bottom of the first inning.

**THE LAST TIME A D.C.-BASED TEAM TURNED A TRIPLE PLAY IN A HOME GAME:** April 24, 1954 vs. BOS. With runners on first (Billy Goodman) and second (Tom Brewer) base, BOS’ Karl Olsen popped up a bunt and the AL Nationals turned a 1-6-3 triple play as left-handed pitcher Mickey McDermott and shortstop Mel Hoderlein each recorded a putout and an assist on the play. First baseman Roy Sievers finished feat with a putout.

TRIPLE YOUR PLEASURE

# **WASHINGTON NATIONALS HISTORY AND RECORDS**



# WASHINGTON NATIONALS ALL-TIME ROSTER

**NOTE:** 472 players appeared in at least one game with the Washington Nationals in 20 seasons (2005-24).

## PLAYERS / PITCHERS BY SEASON

2005	55 total / 25 pitchers
2006	57 total / 29 pitchers
2007	47 total / 26 pitchers
2008	50 total / 25 pitchers
2009	55 total / 30 pitchers
2010	46 total / 26 pitchers
2011	44 total / 24 pitchers
2012	43 total / 19 pitchers
2013	44 total / 21 pitchers
2014	40 total / 18 pitchers
2015	44 total / 24 pitchers
2016	43 total / 23 pitchers
2017	49 total / 24 pitchers
2018	53 total / 31 pitchers
2019	50 total / 31 pitchers
2020	43 total / 24 pitchers
2021	60 total / 33 pitchers
2022	55 total / 32 pitchers
2023	48 total / 26 pitchers
2024	50 total / 24 pitchers

<b>A (23)</b>	
ABAD, Fernando	2013
ABRAMS, CJ	2022-24
ABREU, Winston	2007
ABBOTT, Cory	2022-23
ADAMS, Austin	2017-18
ADAMS, Riley	2021-24
ADAMS, Matt	2018-19
ADON, Joan	2021-24
ADRIANZA, Ehire	2022
ALBALADEJO, Jonathan	2007
ALBERS, Matt	2017
ALU, Jake	2023
ANDERSON, Marlon	2006
ANKIEL, Rick	2011-12
ARANO, Victor	2022
ARMAS JR., Tony	2005-06
ARTEAGA, Humberto	2021
ASTACIO, Pedro	2006
ATILANO, Luis	2010
AVILA, Alex	2021
AVILAN, Luis	2021
AYALA, Luis	2005, 2007-08

<b>B (45)</b>	
BACSIK, Mike	2007
BACUS, Dakota	2020
BAERGA, Carlos	2005
BAKER, Darren	2024
BALDONADO, Alberto	2021
BALESTER, Collin	2008-11
BANDA, Anthony	2023
BARD, Josh	2009
BARNES, Jacob	2024
BARNES, Matt	2024
BARRACLOUGH, Kyle	2019
BARRERA, Tres	2019, 2021-22
BARRETT, Aaron	2014-16, 2019-20
BATISTA, Miguel	2010
BATISTA, Tony	2007
BAUTISTA, Rafael	2017
BEIMEL, Joe	2009
BELISLE, Matt	2016
BELL, Josh	2021-22
BELLIARD, Ronnie	2007-09
BENNETT, Gary	2005
BERGMANN, Jason	2005-10
BERNADINA, Roger	2008-13
BISENIUS, Joe	2010

BIXLER, Brian	2011
BLANCO, Tony	2005
BLANKENHORN, Travis	2023-24
BLANTON, Joe	2017
BLAZEK, Michael	2019
BLEVINS, Jerry	2014
BONIFACIO, Emilio	2008, 2020
BOOKER, Chris	2006-07
BOONE, Aaron	2008
BOURQUE, James	2019-20
BOWIE, Micah	2006-07
BRAY, Bill	2006
BRAYMER, Ben	2020
BRODERICK, Brian	2011
BROWN, Corey	2011-13
BRUNEY, Brian	2010
BRZYKCY, Zach	2024
BURKE, Jamie	2009-10
BURNETT, Sean	2009-12, 16
BURRISS, Emmanuel	2015
BYRD, Marlon	2005-06

<b>C (41)</b>	
CABRERA, Asdrubal	2014, 2019-20
CABRERA, Daniel	2009
CALL, Alex	2023-24
CAMPBELL, Brett	2006
CANDELAIRIO, Jeimer	2023
CAPPS, Matt	2010
CARPENTER, David	2015
CARRASCO, Hector	2005
CARROLL, Brett	2012
CARROLL, Jamey	2005
CASTILLA, Vinny	2005
CASTO, Kory	2007-08
CASTRO, Bernie	2006
CASTRO, Starlin	2020-21
CAVALLI, Cade	2022
CEDENO, Xavier	2013-15
CEPICKY, Matt	2005
CHAPARRO, Andrés	2024
CHAVEZ, Endy	2005
CHAVIS, Michael	2023
CHICO, Matt	2007-08, 2010
CHURCH, Ryan	2005-07
CINTRON, Alex	2009
CISHEK, Steve	2022
CLAY, Sam	2021-22
CLAYTON, Royce	2006
CLIPPARD, Tyler	2008-14, 2022
COFFEY, Todd	2011
COLE, A.J.	2015-17
COLLINS, Tim	2018
COLOME, Jesus	2007-09
CORA, Alex	2011
CORBIN, Patrick	2019-24
CORCORAN, Roy	2006
CORDERO, Chad	2005-08
CORDERO, Jimmy	2018
CORDERO, Wilfredo	2005
CREWS, Dylan	2024
CROWE, Wil	2020
CRUZ, Deivi	2005
CRUZ, Nelson	2022

<b>D (22)</b>	
DAVIS, Erik	2013
DAVIS, J.J.	2005
DAY, Zach	2005-06
DE AZA, Alejandro	2017
DE LOS SANTOS, Abel	2015
DeJESUS, David	2013
DeROSA, Mark	2012
DEN DEKKER, Matt	2015-16

DESMOND, Ian	2009-15
DETWILER, Ross	2007, 2009-14
DICKERSON, Corey	2023
DIFO, Wilmer	2015-19
DOBBS, Greg	2014
DOOLITTLE, Sean	2017-20, 2022
DORTA, Melvin	2006
DOWNS, Jeter	2023
DOZIER, Brian	2019
DRESE, Ryan	2005-06
DREW, Stephen	2016-17
DUKE, ZACH	2012-13
DUKES, Elijah	2008-09
DUNN, Adam	2009-10

<b>E (12)</b>	
EATON, Adam	2017-20
EDWARDS Jr., Carl	2022-23
EISCHEN, Joey	2005-06
ELIAS, Roenis	2019
ENGLISH, Jesse	2010
ESCOBAR, Alcides	2021-22
ESCOBAR, Alex	2006
ESCOBAR, Yunel	2015
ESPINO, Paolo	2020-23
ESPINOSA, Danny	2010-16
ESTRADA, Johnny	2008
ESTRADA, Marco	2008-09

<b>F (11)</b>	
FEDDE, Erick	2017-22
FERRER, Jose A.	2023-24
FICK, Robert	2006-07
FINNEGAN, Kyle	2020-24
FISTER, Doug	2014-15
FLORES, Jesus	2007-09, 2011-12
FLORO, Dylan	2024
FOX, Lucius	2022
FRANCO, Maikel	2022
FRANSEN, Kevin	2014
FREEMAN, Sam	2020

<b>G (30)</b>	
GALLO, Joey	2024
GARATE, Victor	2009
GARCIA, Christian	2012
GARCIA JR., Luis	2020-24
GARCIA, Rico	2023
GARCIA, Robert	2023-24
GARRETT, Reed	2022
GARRETT, Stone	2023-24
GAUDIN, Chad	2011
GILLOT, Lucas	2016
GLOVER, Koda	2016-19
GODWIN, Tyrell	2005
GOMES, Yan	2019-21
GOMES, Jonny	2011
GONZALEZ, Alberto	2008-10
GONZALEZ, Michael	2012
GONZALEZ, Gio	2012-18
GONZALEZ, Wiki	2006
GOODWIN, Brian	2016-18
GORE, MacKenzie	2023-24
GORZELANNY, Tom	2011-12
GOTT, Trevor	2016-18
GRACE, Matt	2015-19
GRAY, Josiah	2021-24
GREEN, Grant	2017
GRYBOSKI, Kevin	2006
GUERRA, Javy	2019-21
GUILLLEN, Jose	2005-06
GUTHRIE, Jeremy	2017
GUZMAN, Cristian	2005, 2007-10

<b>H (33)</b>	
HAIRSTON Jr., Jerry	2011
HAIRSTON, Scott	2013-14
HALAMA, John	2005
HAMMONDS, Jeffrey	2005
HAND, Brad	2021
HANRAHAN, Joel	2007-09
HAREN, Dan	2013
HARPER, Brandon	2006
HARPER, Bryce	2012-18
HARPER, Ryne	2020-21
HARRIS, Brendan	2005-06
HARRIS, Hobie	2023
HARRIS, Will	2020
HARRIS, Willie	2008-10
HARRISON, Josh	2020-21
HARVEY, Hunter	2022-24
HEISEY, Chris	2016-17
HELLICKSON, Jeremy	2018-19
HERNANDEZ, Anderson	2008-09
HERNANDEZ, Cesar	2022
HERNANDEZ, Livan	2005-06, 2009-11
HERNANDEZ, Yadiel	2020-22
HERRERA, Kelvin	2018
HERZ, DJ	2024
HILL, Derek	2023
HILL, Shawn	2006-08
HILL, Taylor	2014-15
HINCKLEY, Mike	2008-09
HOLLAND, Greg	2018
HOLT, Brock	2020
HORGAN, Joe	2005
HUDSON, Daniel	2019-21
HUGHES, Travis	2005-06

<b>I (2)</b>	
IRVIN, Jake	2023-24
IZTURIS, Cesar	2012

<b>J (8)</b>	
JACKSON, Damian	2006
JACKSON, Edwin	2012, 2017
JANSSEN, Casey	2015
JENNINGS, Dan	2019
JIMENEZ, D'Angelo	2007
JOHNSON, Nick	2005-06, 2008-09
JOHNSON, Reed	2015
JORDAN, Taylor	2013-15

<b>K (17)</b>	
KARNS, Nathan	2013
KEARNS, Austin	2006-09
KELLEY, Shawn	2016-18
KELLY, Kenny	2005
KENDRICK, Howie	2017-20
KENNEDY, Adam	2010
KENSING, Logan	2009
KIEBOOM, Spencer	2016, 2018-19
KIEBOOM, Carter	2019-23
KIM, Sun-woo	2005
KIMBALL, Cole	2011
KING, Ray	2007-08
KINTZLER, Brandon	2017-18
KLOBOSITS, Gabe	2021
KOBERNUS, Jeff	2013-14
KROL, Ian	2013
KUHL, Chad	2023





WASHINGTON NATIONALS ALL-TIME ROSTER

L (24)	O (8)	S (43)	W (23)
LA SORSA, Joe.....2023-24	O'CONNOR, Mike.....2006, 2008	SALAZAR, Eduardo.....2024	WAGNER, Ryan.....2006-07
LANGERHANS, Ryan.....2007-08	OHKA, Tomo.....2005	SANCHES, Brian.....2008	WALKER, Tyler.....2010
LANNAN, John.....2007-12	OHLENDORF, Ross.....2013	SANCHEZ, Aaron.....2022	WALTERS, Zach.....2013-14
LaROCHE, Adam.....2011-14	OLSEN, Scott.....2009-10	SANCHEZ, Adrian.....2017-19, 2021	WANG, Chien-Ming.....2011-12
LATOS, Mat.....2016	ORR, Pete.....2008-09	SANCHEZ, Anibal.....2019-20, 2022	WARD, Daryle.....2006
LAW, Derek.....2024	ORTIZ, Ramon.....2006	SCHERZER, Max.....2015-21	WARD, Thaddeus.....2023
LeCROY, Matthew.....2006	OSIK, Keith.....2005	SCHIERHOLTZ, Nate.....2014	WATSON, Brandon.....2005-07
LEDEZMA, Wil.....2009	OSUNA, Antonio.....2005	SCHNEIDER, Brian.....2005-07	WELLS, Kip.....2009
LEE, Evan.....2022		SCHRODER, Chris.....2006-08	WERTH, Jayson.....2011-17
LEON, Sandy.....2012-14	P (19)	SCHWARBER, Kyle.....2021	WEEMS, Jordan.....2022-24
LESTER, Jon.....2021	PADILLA, Jorge.....2009	SEGOVIA, Zack.....2009	WHITE, Matt.....2005
LIDGE, Brad.....2012	PALACIOS, Josh.....2022	SENZEL, Nick.....2024	WIETERS, Matt.....2017-18
LIND, Adam.....2017	PAPELBON, Jonathan.....2015-16	SEVERINO, Ahtuahpalpa.....2010-11	WILKERSON, Brad.....2005
LIPSCOMB, Trey.....2024	PARKER, Mitchell.....2024	SEVERINO, Pedro.....2015-18	WILLIAMS, Austen.....2018-19
LOAIZA, Esteban.....2005	PARRA, Gerardo.....2019, 2021	SHELL, Steven.....2008-09	WILLIAMS, Jerome.....2007
LOBATON, Jose.....2014-17	PATTERSON, Corey.....2009	SHORT, Rick.....2005	WILLIAMS, Trevor.....2023-24
LOBSTEIN, Kyle.....2021	PATTERSON, John.....2005-07	SIERRA, Moises.....2018	WILLINGHAM, Amos.....2023-24
LO DUCA, Paul.....2008	PEACOCK, Brad.....2011	SIMONTACCHI, Jason.....2007	WILLINGHAM, Josh.....2009-10
LOGAN, Nook.....2006-07	PENA, Willy Mo.....2007-08	SIPP, Tony.....2019	WILSON, Cody.....2021
LOMBARD, George.....2006	PERALTA, Joel.....2010	SLATEN, Doug.....2010-11	WILSON, Josh.....2007
LOMBARDOZZI, Steve.....2011-13	PEREZ, Beltran.....2006	SLEDGE, Terrmel.....2005	WILSON, Preston.....2005
LOPEZ, Reynaldo.....2006-08	PEREZ, Eury.....2012-13	SMITH, Dominic.....2023	WINKER, Jesse.....2024
LOPEZ, Reynaldo.....2016	PEREZ, Francisco.....2022	SNELLING, Chris.....2007	WOOD, James.....2024
LUCROY, Jonathan.....2021	PÉREZ, Hérnan.....2021	SOLANO, Jhonatan.....2012-13	
	PEREZ, Odalis.....2008	SOLIS, Sammy.....2015-18	X (0)
M (36)	PEREZ, Oliver.....2016-17	SORIANO, Alfonso.....2006	
MacDOUGAL, Mike.....2009	PERRY, Ryan.....2012	SORIANO, Rafael.....2013-14	Y (3)
MACHADO, Andres.....2021-23	PETIT, Yusemeiro.....2016	SOSA, Jorge.....2009	YEPEZ, Juan.....2024
MACKOWIAK, Rob.....2008	PINEDA, Israel.....2022	SOTO, Juan.....2018-22	YOUNG, Dmitri.....2007-08
MADSON, Ryan.....2017-18	Q (0)	SOUZA JR., Steven.....2014	YOUNG, Jacob.....2023-24
MAJEWSKI, Gary.....2005-06		SPAN, Denard.....2013-15	
MALDONADO, Carlos.....2010, 2012	R (37)	SPEIGNER, Levala.....2007-08	Z (2)
MANNING, Charlie.....2008	RABURN, Ryan.....2017	SPIVEY, Junior.....2005	ZIMMERMAN, Ryan.....2005-19, 2021
MARQUIS, Jason.....2010-11	RAINEY, Tanner.....2019-24	STAIRS, Matt.....2011	ZIMMERMANN, Jordan.....2009-15
MARRERO, Chris.....2011, 2013	RAMIREZ, Erasmo.....2022-23	STAMMEN, Craig.....2009-15	
MARTIN, J.D.....2009-10	RAMÍREZ, Harold.....2024	STANTON, Mike.....2005-06	
MARTIN, Rafael.....2015	RAMIREZ, Santiago.....2006	STRANGE-GORDON, Dee.....2022	
MARTIS, Shairon.....2008-09	RAMOS, Wilson.....2010-16	STEVENSON, Andrew.....2017-21	
MATEO, Henry.....2005-06	RASNER, Darrell.....2005	STOREN, Drew.....2010-15	
MATOS, Luis.....2006	RAUCH, Jon.....2005-08	STRASBURG, Stephen.....2010-22	
MATTHEWS, Ryan.....2011-14	READ, Raudy.....2017, 2019	STRICKLAND, Hunter.....2019	
MAXWELL, Justin.....2007, 2009-10	REDDING, Tim.....2007-08	SUERO, Wander.....2018-21	
MAYA, Yunesky.....2010-11, 2013	REETZ, Jakson.....2021	SUZUKI, Kurt.....2012-13, 2019-20	
McGEE, Jake.....2022	RENDON, Anthony.....2013-19		
McGOWIN, Kyle.....2018-21	RESTOVICH, Michael.....2007	T (16)	
McLOUTH, Nate.....2014	REVERE, Ben.....2016	TAVAREZ, Julian.....2009	
MELANCON, Mark.....2016	REYNOLDS, Mark.....2018	TAVERAS, Willy.....2010	
MENCH, Kevin.....2010	REYNOLDS, Matt.....2018	TAYLOR, Michael A.....2014-20	
MENESES, Joey.....2022-24	RIBALTA, Orlando.....2024	TENA, José.....2024	
MERCER, Jordy.....2021	RIVERA, Rene.....2021	TETREAULT, Jackson.....2022	
MILLAS, Drew.....2023-24	RIVERA, Saul.....2006-09	THAMES, Eric.....2020	
MILLEDGE, Lastings.....2008-09	RIVERO, Felipe.....2015-16	THOMAS, Lane.....2021-24	
MILLER, Justin.....2018-19, 2021	ROARK, Tanner.....2013-18	THOMPSON, Mason.....2021-23	
MILONE, Tommy.....2011, 2018	ROBINSON, Clint.....2015-16	THORNTON, Matt.....2014-15	
MOCK, Garrett.....2008-10	ROBLES, Victor.....2017-24	TORRES, Carlos.....2018	
MONTERO, Miguel.....2018	RODRIGUEZ, Felix.....2006	TRABER, Billy.....2006-07	
MONTZ, Luke.....2008	RODRIGUEZ, Henry.....2011-13	TRACY, Chad.....2012-13	
MOORE, Tyler.....2012-15	RODRIGUEZ, Ivan.....2010-11	TREINEN, Blake.....2014-17	
MORGAN, Nyjer.....2009-10	RODRIGUEZ, Jefry.....2018, 2021	TUCKER, T.J.....2005	
MORSE, Mike.....2009-12	ROGERS, Josh.....2021-22	TURNER, Jacob.....2017	
MUNOZ, Arnie.....2007	ROMERO, Enny.....2017-18	TURNER, Trea.....2015-21	
MURPHY, Daniel.....2016-18	ROMERO, Jhon.....2021		
MURPHY, Patrick.....2021-22	ROMERO, Seth.....2020	U (1)	
	ROMERO, Tommy.....2022	UGGLA, Dan.....2015	
N (7)	ROSARIO, Eddie.....2024		
NADY, Xavier.....2012	ROSENTHAL Trevor.....2019	V (8)	
NIEVES, Wil.....2008-10	ROSS, Joe.....2015-19, 2021-22	VARGAS, Claudio.....2005	
NITKOWSKI, C.J.....2005	RUIZ, Keibert.....2021-24	VARGAS, Ildemaro.....2022-24	
NIX, Laynce.....2011	RUTHERFORD, Blake.....2023	VENTERS, Johnny.....2019	
NOLIN, Sean.....2021	RUTLEDGE, Jackson.....2023-24	VENTO, Mike.....2006	
NOLL, Jake.....2019-20	RZEPczynski, Marc.....2016	VIDRO, Jose.....2005-06	
NÚÑEZ, Nasim.....2024		VILLONE, Ron.....2009	
		VOIT, Luke.....2022	
		VOTH, Austin.....2018-22	

# WASHINGTON NATIONALS ALL-TIME NUMERICAL ROSTER

<b>00</b>	<b>7</b>	<b>13</b>	<b>19</b>	<b>25</b>	<b>30</b>
Brandon Watson.....2005-07	Brad Wilkerson.....2005	Antonio Osuna.....2005	Ryan Church.....2005-07	Wil Cordero.....2005	Mike Stanton.....2005-06
<b>1</b>	Wiki Gonzalez.....2006	Robert Fick.....2006-07	Tyler Clippard.....2008	Ryan Zimmerman.....2005	Chris Booker.....2006-07
Tyrell Godwin.....2005	Felipe Lopez.....2006	Alex Cintron.....2009	Scott Olsen.....2009-10	Marlon Byrd.....2006	Justin Maxwell.....2009-10
Willie Harris.....2008	Nook Logan.....2006-07	Jamie Burke.....2010	Layne Nix.....2011	Austin Kearns.....2007-09	Jonny Gomes.....2011
Nyjer Morgan.....2009-10	Roger Bernadina.....2008	Alex Cora.....2011	Kevin Frandsen.....2014	Carlos Maldonado.....2010	Zach Duke.....2012-13
Steve Lombardozzi.....2011-13	Emilio Bonifacio.....2008	Jerry Blevins.....2014	Matt Reynolds.....2018	Tyler Walker.....2010	Aaron Barrett.....2014-16
Wilmer Difo.....2015-20	Josh Bard.....2009	Bob Henley.....Coach, 2016-19	Anibal Sanchez.....2019-20	Adam LaRoche.....2011-14	Koda Glover.....2017-19
Humberto Arteaga.....2021	Ivan Rodriguez.....2010-11	Asdrubal Cabrera.....2019-20		Clint Robinson.....2015-16	Paolo Espino.....2021-23
Cesar Hernandez.....2022	Mark DeRosa.....2012	Starlin Castro.....2021	Josh Bell.....2021-22	Joe Dillon.....Coach, 2018-19	Jacob Young.....2023-24
MacKenzie Gore.....2023-24	Scott Hairston.....2013-14	Josh Rogers.....2022	Andrés Chaparro.....2024	Riley Adams.....2021	
<b>2</b>	Trea Turner.....2015-21	Nick Senzel.....2024	<b>20</b>	Ricky Bones.....Coach 2022-24	<b>31</b>
Jamey Carroll.....2005	Maikel Franco.....2022		Frank Robinson.....MGR,		Sun-woo Kim.....2005
Damian Jackson.....2006	Darnell Coles.....Coach, 2024	<b>14</b>		<b>26</b>	Darrell Rasner.....2005
Felipe Lopez.....2006-08	<b>8</b>	Eddie Rodriguez.....Coach,	Adam Kennedy.....2010	J.J. Davis.....2005	Darley Ward.....2006
Roger Bernadina.....2008-12	Marlon Anderson.....2006	05-06	Layne Nix.....2011	Marlon Byrd.....2005	John Lannan.....2008-12
Denard Span.....2013-15	Chris Snelling.....2007	Manny Acta.....Mgr, 2007-09	Ian Desmond.....2012-15	Ramon Ortiz.....2006	Yunesky Maya.....2013
Adam Eaton.....2017-20	Aaron Boone.....2008	Rick Eckstein.....Coach, 2010	Daniel Murphy.....2016-18	Wily Mo Pena.....2007-08	Xavier Ceden.....2014
Luis Garcia Jr.....2021-24	Chris Padilla.....2009	Chris Marrero.....2011, 2013	Kyle Barraclough.....2019	Jerome Williams.....2007	Max Scherzer.....2015-21
<b>3</b>	John McLaren.....Coach, 10-11	Bob Henley.....Coach, 2014-15	Keibert Ruiz.....2021-24	Logan Kensing.....2009	<b>32</b>
Jose Vidro.....2005-06	Danny Espinosa.....2012-16	Chris Heisey.....2016-17	<b>21</b>	Jesus Flores.....2011-12	Chad Cordero.....2005-08
Jesus Flores.....2007-09	Brian Goodwin.....2018	Victor Robles.....2017	Esteban Loaiza.....2005	Jeff Koburn.....2013-14	Kip Wells.....2009
Wilson Ramos.....2010-12	Carter Kieboom.....2019-21, 23	Miguel Montero.....2018	Luis Matos.....2006	Dan Uggla.....2015	Jamie Burke.....2009
Eury Perez.....2023	Eddie Rosario.....Coach, 07-08	Mark Reynolds.....2018	Dmitri Young.....2007-08	Trevor Gott.....2016, 2018	Brian Bruney.....2010
Asdrubal Cabrera.....2014	José Tena.....2024	Bob Henley.....Coach, 2019	Jason Marquis.....2010-11	Adam Lind.....2017	Kevin Mench.....2010
Michael A. Taylor.....2015-20	<b>9</b>	Starlin Castro.....2020	Xavier Nady.....2012	Tom Gorzelanny.....2011-12	Tony Tarasco.....Coach, 2013-15
Hernán Pérez.....2021	Vinny Castilla.....2005	Ildeamaro Vargas.....2022-24	Steven Souza Jr.....2014	Lucius Fox.....2022	Koda Glover.....2016
Aldes Escobar.....2021-22	Bernie Castro.....2006	<b>15</b>	Matt den Dekker.....2015-16	Chad Kuhl.....2023	Matt Wieters.....2017-18
Jerj Downs.....2023	Lenny Harris.....Coach, 07-08	Cristian Guzman.....2005,	Brandon Kintzler.....2017-18	Nasim Nunez.....2024	Aaron Barrett.....2019-20
Dylan Crews.....2024	Marquis Grissom.....Coach, 09	07-10	Tanner Rainey.....2019-24	<b>27</b>	Erick Fedde.....2022
<b>4</b>	Danny Espinosa.....Coach, 2010-13	Jerry Hairston Jr.....2011	<b>22</b>	Zach Day.....2006	Trevor Williams.....2023-24
Henry Mateo.....2005-06	Matt Williams.....Mgr, 2014-15	Brett Carroll.....2012	John Patterson.....2005-07	Rick Aponte.....Coach,	<b>33</b>
Deivi Cruz.....2005	Ben Revere.....2016	Dan Haren.....2013	Willie Harris.....2009-10	2007-08	Edwin Jackson.....2012
Brendan Harris.....2006	Rafael Bautista.....2017-18	Nate McLouth.....2014	Drew Storen.....2011-15	Jordan Zimmermann.....2009-15	Roger Bernadina.....2013
D'Angelo Jimenez.....2007	Brian Dozier.....2019	Davey Lopes.....Coach, 2016-17	A.J. Cole.....2016-18	Shawn Kelley.....2016-18	Greg Dobbs.....2014
Ryan Langerhans.....2007	Eric Thames.....2020	Matt Adams.....2018-19	Juan Soto.....2018-22	Emilio Bonifacio.....2020	Doug Fister.....2015
Pete Orr.....2008	Adrian Sanchez.....2021	Bob Henley.....Coach, 2020	Dominic Smith.....2023	Brock Holt.....2020	Matt Grace.....2016-19
Corey Patterson.....2009	Dee Strange-Gordon.....2022	Riley Adams.....2022-24	Miguel Cairo.....2024	Jordy Mercer.....2021	Ryne Harper.....2020-21
Pat Listach.....Coach, 2009-10	Jeimer Candelario.....2023	<b>16</b>	<b>23</b>	Anibal Sanchez.....2022	Steve Cishek.....2022
Rick Eckstein.....Coach, 2011-13	<b>10</b>	Bob Natal.....Coach, 2005	Brian Schneider.....2005-07	Jake Irvin.....2024	Travis Blankenhorn.....2023-24
David DeJesus.....2013	Royce Clayton.....2006	Mike Vento.....2006	Johnny Estrada.....2008	<b>28</b>	<b>34</b>
Zach Walters.....2013-14	Brandon Harper.....2006	Justin Maxwell.....2007	Luke Montz.....2008	Tony Blanco.....2005	Tomo Ohka.....2005
Reed Johnson.....2015	Ronnie Belliard.....2007-09	Wily Mo Pena.....2007	Wil Nieves.....2009-10	Austin Kearns.....2006	Travis Hughes.....2005
Howie Kendrick.....2017	Tim Foli.....Coach, 2010	Paul Lo Duca.....2008	Collin Balester.....2011	Jerry Morales.....Coach,	Pedro Astacio.....2006
Dave Martinez.....Mgr, 2018-24	Brian Bixler.....2011	Josh Willingham.....2009-10	Jhonatan Solano.....2012-13	2007-08	Ray King.....2007
<b>5</b>	Corey Brown.....2011-13	Bo Porter.....Coach, 2011-12	Pedro Severino.....2015	Mike Morse.....2009-10	Elijah Dukes.....2008-09
Carlos Baerga.....2005	Stephen Drew.....2016-17	Emmanuel Burriss.....2015	Marc Rzepczynski.....2016	Jason Werth.....2011-17	Byrce Harper.....2012-18
Davey Lopes.....Coach, 2006	Chip Hale.....Coach, 2018	Victor Robles.....2018-24	Erick Fedde.....2017-21	Corey Dickerson.....2023	Jon Lester.....2021
Kory Casto.....2007-08	Yan Gomes.....2019-21	<b>17</b>	Nelson Cruz.....2022	Lane Thomas.....2021-24	Ryne Harper.....2012-18
Jim Rigglesman.....Mgr,	Gary DiSarcina.....Coach, 2022	Tom McCraw.....Coach, 2005	Corey Dickerson.....2023		Jon Lester.....2021
2009-11	Darren Baker.....2024	George Lombard.....2006	Chris Johnson.....Coach,	<b>29</b>	Luke Voit.....2022
Davey Johnson.....Mgr, 2011-13	<b>11</b>	Tin Redding.....2007-08	2024	Gary Bennett.....2005	Derek Hill.....2023
Yunel Escobar.....2015	Jeffrey Hammonds.....2005	Sean Burnett.....2009-12, 16	<b>24</b>	Tony Beasley.....Coach, 2006	<b>35</b>
Grant Green.....2017	Junior Spivey.....2005	Nate Schierholtz.....2014	Nick Johnson.....05-06,	Ross Detwiler.....2007	Rick Short.....2005
Adrian Sanchez.....2017-19	Ryan Zimmerman.....2006-19,	Alejandro De Aza.....2017	08-09	Michael Restovich.....2007	John Wetteland.....Coach,
Josh Harrison.....2020-21	21	Andrew Stevenson.....2019-21	Pete Orr.....2009	Ryan Langerhans.....2008	2006
Ehire Adrianza.....2022	<b>12</b>	Alex Call.....2023-24	Matt Stairs.....2011	Jorge Sosa.....2009	Ryan Wagner.....2006-07
CJ Abrams.....2022-24	Don Buford.....Coach, 2005	<b>18</b>	Rick Ankiel.....2011-12	Willy Taveras.....2010	Craig Stammen.....2009-15
<b>6</b>	Alfonso Soriano.....2006	Terrell Sledge.....2005	Kurt Suzuki.....2012-13	Yunesky Maya.....2010-11	Craig Stammen.....2009-15
Jose Guillen.....2005-06	Josh Wilson.....2007	Matthew LeCroy.....2006	Matt LeCroy.....Coach, 2014-15	Rafael Soriano.....2013-14	Chris Speier.....Coach, 2016-17
D'Angelo Jimenez.....2007	Rob Mackowiak.....2008	Melvin Dorta.....2006	Jacque Jones.....Coach,	Xavier Ceden.....2015	Henry Blanco.....Coach, 2018-24
Emilio Bonifacio.....2008	Alberto Gonzalez.....2008-10	Tim Tolman.....Coach,	2016-17	Pedro Severino.....2016-18	<b>36</b>
Anderson Hernandez.....2008-09	Matt Stairs.....2011	2007-08	Tim Bogar.....Coach, 2018-22	Roenis Elias.....2019	Tony Armas Jr.....2005-06
	Tyler Moore.....2013-15	Rick Eckstein.....Coach, 2009	Joey Gallo.....2024	Yadiel Hernandez.....2020-22	Levane Speigner.....2007
Ian Desmond.....2009-11	Dusty Baker.....Mgr, 2016-17	Danny Espinosa.....2010-11		Blake Rutherford.....2023	Ray King.....2008
Cesar Izturis.....2012	Howie Kendrick.....2018	Chad Tracy.....2012-13		James Wood.....2024	Charlie Manning.....2008
Anthony Rendon.....2013-19	Chip Hale.....Coach, 2019-20	Michael A. Taylor.....2014			Tyler Clippard.....2009-14
Alex Avila.....2021	Kyle Schwarber.....2021	Matt Belsile.....2016			Sammy Solis.....2016-18
Eric Young Jr.....Coach, 2022	Eric Young Jr.....Coach, 2022	Ryan Raburn.....2017			Tony Sipp.....2019
Michael Chavis.....2023	Ricky Gutierrez.....Coach,	Jake Noll.....2019-20			Will Harris.....2020-21
Jesse Winker.....2024	2024	Juan Ypez.....2024			Stone Garrett.....2023-24

WASHINGTON NATIONALS ALL-TIME NUMERICAL ROSTER

<div>37</div> <div>Dave Huppert.....2005</div> <div>Travis Hughes.....2006</div> <div>Mike Bascis.....2007</div> <div>Levale Speigner.....2008</div> <div>Pat Listach.....2009</div> <div>Stephen Strasburg.....2010-22</div> <div>38</div> <div>Gary Majewski.....2005-06</div> <div>Kevin Gryboski.....2006</div> <div>Joel Hanrahan.....2007-09</div> <div>Michael Morse.....2011-12</div> <div>Taylor Jordan.....2013-15</div> <div>Mat Latos.....2016</div> <div>Jacob Turner.....2017</div> <div>Derek Lilliquist.....2018-19</div> <div>Tres Barrera.....2021-22</div> <div>Trey Lipscomb.....2024</div> <div>39</div> <div>Joe Horgan.....2005</div> <div>Kenney Kelly.....2005</div> <div>Brett Campbell.....2006</div> <div>Pat Corrales.....2007-09</div> <div>'11</div> <div>Shairon Martis.....2009</div> <div>Tyler Walker.....2010</div> <div>Rick Schu.....2013-17</div> <div>Jonny Venters.....2019</div> <div>Jeffrey Rodriguez.....2021</div> <div>Tyler Clippard.....2022</div> <div>Jake Alu.....2023</div> <div>40</div> <div>Zach Day.....2005</div> <div>Billy Traber.....2006-07</div> <div>Collin Balester.....2008-09</div> <div>Chien-Ming Wang.....2011-12</div> <div>Wilson Ramos.....2013-16</div> <div>Edwin Jackson.....2017</div> <div>Kelvin Herrera.....2018</div> <div>Josiah Gray.....2021-24</div> <div>41</div> <div>Shawn Hill.....2006-08</div> <div>Wil Ledezma.....2009</div> <div>Ron Villone.....2009</div> <div>Trent Jewett.....2010</div> <div>Brad Peacock.....2011</div> <div>Sandy Leon.....2012-14</div> <div>Joe Ross.....2015-19, 2021-22</div> <div>Matt Barnes.....2024</div> <div>42</div> <div>Jackie Robinson.....MLB, ret.</div> <div>Dmitri Young.....4/16/07 only</div> <div>Nationals Team Mult. Times</div> <div>43</div> <div>Bill Bray.....2006</div> <div>Roy Corcoran.....2006</div> <div>Jesus Colome.....2007-09</div> <div>Miguel Batista.....2010</div> <div>Rick Ankiel.....2011</div> <div>Brian Bixler.....2011</div> <div>Steve McCatty.....2012</div> <div>Ross Ohlendorf.....2013</div> <div>Mark Melancon.....2016</div> <div>Matt Albers.....2017</div> <div>Javy Guerra.....2021</div> <div>Israel Pineda.....2022</div> <div>Harold Ramirez.....2024</div>	<div>44</div> <div>Preston Wilson.....2005</div> <div>Alex Escobar.....2006</div> <div>Lastings Milledge.....2008</div> <div>Adam Dunn.....2009-10</div> <div>Trent Jewett.....2011-13</div> <div>Casey Janssen.....2015</div> <div>Lucas Giolito.....2016</div> <div>Ryan Madson.....2017-18</div> <div>Trevor Rosenthal.....2019</div> <div>Daniel Hudson.....2019-21</div> <div>Dylan Floro.....2024</div> <div>45</div> <div>Claudio Vargas.....2005</div> <div>Ryan Drese.....2005-06</div> <div>Chris Schroder.....2007</div> <div>Odalys Perez.....2008</div> <div>Daniel Cabrera.....2009</div> <div>Steve McCatty.....2009</div> <div>Doug Slaten.....2010-11</div> <div>Ryan Perry.....2012</div> <div>Blake Treinen.....2016-17</div> <div>Andrew Stevenson.....2017-18</div> <div>Patrick Corbin.....6/2/2019</div> <div>Aaron Sanchez.....2022</div> <div>Joe Meneles.....2022-24</div> <div>46</div> <div>Randy St. Claire.....Coach, '05-09</div> <div>Joe Bisenius.....2010</div> <div>Tommy Milone.....2011, 2018</div> <div>Ian Krol.....2013</div> <div>Matt Thornton.....2014-15</div> <div>Oliver Perez.....2016-17</div> <div>Patrick Corbin.....2019-24</div> <div>47</div> <div>Endy Chavez.....2005</div> <div>Matt Cepicky.....2005</div> <div>C. J. Nitkowski.....2005</div> <div>Matt White.....2005</div> <div>Felix Rodriguez.....2006</div> <div>Matt Chico.....2007-08, '10</div> <div>Gio Gonzalez.....2012-18</div> <div>Howie Kendrick.....2019-20</div> <div>Rene Rivera.....2021</div> <div>Jake McGee.....2022</div> <div>Jose A. Ferrer.....2023-24</div> <div>48</div> <div>Hector Carrasco.....2005</div> <div>Mike O'Connor.....2006</div> <div>Ross Detwiler.....2009-14</div> <div>David Carpenter.....2015</div> <div>Brian Goodwin.....2016</div> <div>Javy Guerra.....2019-20</div> <div>Jim Hickey.....Coach, 2022-24</div> <div>49</div> <div>Mitchell Page.....Coach, 2006-07</div> <div>Arnie Munoz.....2007</div> <div>Chris Schroder.....2008</div> <div>Garrett Mock.....2009-10</div> <div>Carlos Maldonado.....2012</div> <div>Mark Weidemaier.....Coach, '14-15</div> <div>Reynaldo Lopez.....2016</div> <div>Moises Sierra.....2018</div> <div>Sam Clay.....2021-22</div> <div>Tommy Romero.....2022</div>	<div>50</div> <div>Jason Simontacchi.....2007</div> <div>Garrett Mock.....2008</div> <div>Julian Tavares.....2009</div> <div>Jesse English.....2010</div> <div>Austin Voth.....2018-22</div> <div>Anthony Banda.....2023</div> <div>James Wood.....7/1-4/2024</div> <div>51</div> <div>Jon Rauch.....2005-08</div> <div>Shairon Martis.....2008</div> <div>J.D. Martin.....2010</div> <div>Michael Gonzalez.....2012</div> <div>Erik Davis.....2013</div> <div>Mike Maddux.....Coach, 2016-17</div> <div>Wander Suero.....2018-21</div> <div>Jordan Weems.....2022-24</div> <div>52</div> <div>T.J. Tucker.....2005</div> <div>Saul Rivera.....2006-09</div> <div>Joel Peralta.....2010</div> <div>Ryan Mattheus.....2011-14</div> <div>Rafael Martin.....2015</div> <div>Yusmeiro Petit.....2016</div> <div>Jimmy Cordero.....2018</div> <div>Michael Blazek.....2019</div> <div>Paolo Espino.....2020</div> <div>Brad Hand.....2021</div> <div>Patrick Murphy.....2021-22</div> <div>Rico Garcia.....2023</div> <div>53</div> <div>Randy Knorr.....Coach, '06, '09, '12-15</div> <div>Jonathan Albaladejo.....2007</div> <div>Wil Nieves.....2008</div> <div>Dan Radison.....Coach, '10-11</div> <div>Rafael Martin.....2016</div> <div>Austen Williams.....2018-19</div> <div>Reed Garrett.....2022</div> <div>Joe La Sorsa.....2023-24</div> <div>54</div> <div>Brendan Harris.....2005</div> <div>John Halama.....2005</div> <div>Beltran Perez.....2006</div> <div>Michael O'Connor.....2008</div> <div>Mike MacDougal.....2009</div> <div>Steve McCatty.....Coach, '10-15</div> <div>Brad Lidge.....2012</div> <div>Dan Firova.....Coach, 2016-17</div> <div>Kevin Long.....Coach, 2018-20</div> <div>Cade Cavalli.....2022</div> <div>Amos Willingham.....2023-24</div> <div>55</div> <div>Keith Osik.....2005</div> <div>Santiago Ramirez.....2006</div> <div>Chris Schroder.....2006</div> <div>Marco Estrada.....2008-09</div> <div>Matt Capps.....2010</div> <div>Brian Broderick.....2011</div> <div>Eury Perez.....2012</div> <div>Taylor Hill.....2014-15</div> <div>Tim Collins.....2018</div> <div>Paul Menhart.....Coach, 2019</div>	<div>56</div> <div>Luis Ayala.....2005, '07-08</div> <div>Victor Garate.....2009</div> <div>Luis Atilano.....2010</div> <div>Christian Garcia.....2012</div> <div>Joe Blanton.....2017</div> <div>Greg Holland.....2018</div> <div>Fernando Rodney.....2019</div> <div>57</div> <div>Jason Bergmann.....2005-10</div> <div>Chad Gaudin.....2011</div> <div>Tyler Moore.....2012</div> <div>Nathan Karns.....2013</div> <div>Tanner Roark.....2014-18</div> <div>Wil Crowe.....2020</div> <div>Andres Machado.....2021-23</div> <div>58</div> <div>Joey Eischen.....2005-06</div> <div>Michael Hincley.....2008-09</div> <div>Zack Segovia.....2009</div> <div>Drew Storen.....2010</div> <div>Fernando Abad.....2013</div> <div>Doug Fister.....2014-15</div> <div>Jonathan Papelbon.....2015-16</div> <div>Jeremy Hellickson.....2018-19</div> <div>Carl Edwards Jr.....2022-23</div> <div>Derek Law.....2024</div> <div>59</div> <div>Micah Bowie.....2006-07</div> <div>Steven Shell.....2008-09</div> <div>Atahualpa Severino.....2010-11</div> <div>Tanner Roark.....2013</div> <div>Jose Lobaton.....2014-17</div> <div>Carlos Torres.....2018</div> <div>Paul Menhart.....Coach, 2020</div> <div>Evan Lee.....2022</div> <div>Jacob Barnes.....2024</div> <div>60</div> <div>J.D. Martin.....2009</div> <div>Todd Coffey.....2011</div> <div>Matt Grace.....2015</div> <div>Justin Miller.....2018-19</div> <div>Hunter Strickland.....2019</div> <div>Justin Miller.....2021</div> <div>Joan Adon.....2021-24</div> <div>61</div> <div>Livan Hernandez.....'05-06, '09-11</div> <div>Kyle McGowin.....2018-21</div> <div>Erasmus Ramirez.....2022-23</div> <div>Robert Garcia.....2023-24</div> <div>62</div> <div>Tim Foli.....Coach, 2009</div> <div>Joel Peralta.....2010</div> <div>Abel de Los Santos.....2015</div> <div>Trevor Gott.....2017</div> <div>Sean Doolittle.....2017-18</div> <div>Luis Garcia.....2020</div> <div>Alberto Baldonado.....2021</div> <div>Alex Call.....2022</div> <div>Eduardo Salazar.....2024</div> <div>63</div> <div>Winston Abreu.....2007</div> <div>Henry Rodriguez.....2011-13</div> <div>Sean Doolittle.....2019-20, 2022</div> <div>Coach, 2024</div> <div>Kyle Lobstein.....2021</div>	<div>64</div> <div>Xavier Cedeno.....2013</div> <div>Blake Treinen.....2014-15</div> <div>Spencer Kieboom.....2016, 2018</div> <div>James Bourque.....2019</div> <div>Victor Arano.....2022</div> <div>Orlando Ribalta.....2024</div> <div>65</div> <div>Cole Kimball.....2011</div> <div>Raudy Read.....2017, 2019</div> <div>Josh Rogers.....2021</div> <div>Francisco Perez.....2022</div> <div>66</div> <div>Pat Roessler.....Coach, 2020-22</div> <div>Zach Brzycki.....2024</div> <div>67</div> <div>Kyle Finnegan.....2021-24</div> <div>68</div> <div>Jeffrey Rodriguez.....2018</div> <div>Gabe Klobosits.....2021</div> <div>Josh Palacios.....2022</div> <div>Thaddeus Ward.....2023</div> <div>69</div> <div>A.J. Cole.....2015</div> <div>70</div> <div>Austin Adams.....2017-18</div> <div>Ben Braymer.....2020</div> <div>Luis Avilan.....2021</div> <div>Mitchell Parker.....2024</div> <div>71</div> <div>Dakota Bacus.....2020</div> <div>Mason Thompson.....2021-23</div> <div>72</div> <div>Enny Romero.....2017-18</div> <div>Jackson Tetreault.....2022</div> <div>73</div> <div>Felipe Rivero.....2015-16</div> <div>Tres Barrera.....2019</div> <div>Jhon Romero.....2021</div> <div>Hunter Harvey.....2022-24</div> <div>74</div> <div>Sean Nolin.....2021</div> <div>Jake Irvin.....2023</div> <div>DJ Herz.....2024</div> <div>75</div> <div>Hobie Harris.....2023</div> <div>76</div> <div>Jakson Reetz.....2021</div> <div>77</div> <div>Tony Batista.....2007</div> <div>Cory Abbott.....2022-23</div> <div>79</div> <div>Jackson Rutledge.....2024</div> <div>80</div> <div>Jeremy Guthrie.....2017</div> <div>81</div> <div>Cody Wilson.....2021</div> <div>Drew Millas.....2023-24</div> <div>85</div> <div>Lastings Milledge.....2009</div> <div>88</div> <div>Gerardo Parra.....2019, 2021</div> <div>Coach, 2024</div> <div>96</div> <div>Seth Romero.....2020</div>	<div>97</div> <div>Joe Beimel.....2009</div> <div>99</div> <div>Collin Balester.....2010</div>
-----------------------------------------------------------------------------------------------------------------------------------------------------------------------------------------------------------------------------------------------------------------------------------------------------------------------------------------------------------------------------------------------------------------------------------------------------------------------------------------------------------------------------------------------------------------------------------------------------------------------------------------------------------------------------------------------------------------------------------------------------------------------------------------------------------------------------------------------------------------------------------------------------------------------------------------------------------------------------------------------------------------------------------------------------------------------------------------------------------------------------------------------------------------------------------------------------------------------------------------------------------------------------------------------------------------------------------------------------------------------------------------------------------------------------------------------------------------------------------------------------------------------------------------------------------------------------------------------------------------------------------------------------------------------------------------------------------------------------------------------------------------------------------------------------------------------------------------------------------------------------------------------------------------------------------------------------------------------------------------------------------------------------------------------------------------------------------------------------------------------------------------------------------------------------------------------------------------------------------------------	----------------------------------------------------------------------------------------------------------------------------------------------------------------------------------------------------------------------------------------------------------------------------------------------------------------------------------------------------------------------------------------------------------------------------------------------------------------------------------------------------------------------------------------------------------------------------------------------------------------------------------------------------------------------------------------------------------------------------------------------------------------------------------------------------------------------------------------------------------------------------------------------------------------------------------------------------------------------------------------------------------------------------------------------------------------------------------------------------------------------------------------------------------------------------------------------------------------------------------------------------------------------------------------------------------------------------------------------------------------------------------------------------------------------------------------------------------------------------------------------------------------------------------------------------------------------------------------------------------------------------------------------------------------------------------------------------------------------------------------------------------------------------------------------------------------------------------------------------------------------------------------------------------------------------------------------------------------------------------------------------------------------------------------------------------------------------------------------------------------------------------------------------------------------------------------------------------------------------------------------------------------------	--------------------------------------------------------------------------------------------------------------------------------------------------------------------------------------------------------------------------------------------------------------------------------------------------------------------------------------------------------------------------------------------------------------------------------------------------------------------------------------------------------------------------------------------------------------------------------------------------------------------------------------------------------------------------------------------------------------------------------------------------------------------------------------------------------------------------------------------------------------------------------------------------------------------------------------------------------------------------------------------------------------------------------------------------------------------------------------------------------------------------------------------------------------------------------------------------------------------------------------------------------------------------------------------------------------------------------------------------------------------------------------------------------------------------------------------------------------------------------------------------------------------------------------------------------------------------------------------------------------------------------------------------------------------------------------------------------------------------------------------------------------------------------------------------------------------------------------------------------------------------------------------------------------------------------------------------------------------------------------------------------------------------------------------------------------------------------------------------------------------------------------------------------	---------------------------------------------------------------------------------------------------------------------------------------------------------------------------------------------------------------------------------------------------------------------------------------------------------------------------------------------------------------------------------------------------------------------------------------------------------------------------------------------------------------------------------------------------------------------------------------------------------------------------------------------------------------------------------------------------------------------------------------------------------------------------------------------------------------------------------------------------------------------------------------------------------------------------------------------------------------------------------------------------------------------------------------------------------------------------------------------------------------------------------------------------------------------------------------------------------------------------------------------------------------------------------------------------------------------------------------------------------------------------------------------------------------------------------------------------------------------------------------------------------------------------------------------------------------------------------------------------------------------------------------------------------------------------------------------------------------------------------------------------------------------------------------------------------------------------------------------------------------------------------------------------------------------------------------------------------------------------------------------------------------------------------------------------------------------------------------------------------------------------------------------------------------------------------------------------------------------------------------------	----------------------------------------------------------------------------------------------------------------------------------------------------------------------------------------------------------------------------------------------------------------------------------------------------------------------------------------------------------------------------------------------------------------------------------------------------------------------------------------------------------------------------------------------------------------------------------------------------------------------------------------------------------------------------------------------------------------------------------------------------------------------------------------------------------------------------------------------------------------------------------------------------------------------------------------------------------------------------------------------------------------------------------------------------------------------------------------------------------------------------------------------------------------------------------------------------------------------------------------------------------------------------------------------------------------------------------------------------------------------------------------------------------------------------------------------------------------------------------------------------------------------------------------------------------------------------------------------------------------------------------------------------------------------------------------------------------------------------------------------------------------------------------------------------------------------------------------------------------------------------------------------------------	------------------------------------------------------------------------------------------------

# WASHINGTON NATIONALS INDIVIDUAL AWARDS

## NATIONAL LEAGUE MOST VALUABLE PLAYER

YEAR	PLAYER	STATS
2015	Bryce Harper	.330, 38 2B, 42 HR, 99 RBI, 124 BB, 118 R

## NATIONAL LEAGUE CY YOUNG AWARD

YEAR	PLAYER	STATS
2016	Max Scherzer	20-7, 2.96
2017	Max Scherzer	16-6, 2.51

## NATIONAL LEAGUE MANAGER OF THE YEAR

YEAR	MANAGER	AWARDED BY
2012	Davey Johnson	BBWAA
2014	Matt Williams	BBWAA

## NATIONAL LEAGUE ROOKIE OF THE YEAR

YEAR	PLAYER	STATS
2012	Bryce Harper	.270, 26 2B, 22 HR, 59 RBI, 18 SB, 98 R

## NATIONAL LEAGUE BATTING TITLE

YEAR	PLAYER	STATS
2020	Juan Soto	.351 Batting Average

## EXECUTIVE OF THE YEAR

YEAR	EXECUTIVE	AWARDED BY
2012	Mike Rizzo (GM)	Boston Chapter of the BBWAA
2019	Mike Rizzo (GM)	Baseball America
2019	Mike Rizzo (GM)	Boston Chapter of the BBWAA

## POSTSEASON

YEAR	PLAYER	ROUND
2019	Howie Kendrick	National League Championship Series MVP
2019	Stephen Strasburg	World Series MVP
2019	Soto / Strasburg	Babe Ruth Postseason MVP (BBWAA)

## HANK AARON AWARD

YEAR	PLAYER	AWARDED BY
2015	Bryce Harper (OF)	Major League Baseball

## NATIONAL LEAGUE COMEBACK PLAYER OF THE YEAR

YEAR	PLAYER	STATS
2007	Dmitri Young (MLB/MLBPA)	.320, 38 2B, 13 HR, 74 RBI, .378 OBP
2016	Anthony Rendon (MLB)	.270, 38 2B, 20 HR, 85 RBI, .348 OBP
2017	Ryan Zimmerman (MLBPA)	.303, 33 2B, 36 HR, 108 RBI, .573 SLG

## WARREN SPAHN AWARD

YEAR	PLAYER	STATS
2012	Gio Gonzalez	21-8, 2.89 ERA, 207 SO, 1.129 WHIP
2019	Patrick Corbin	14-7, 3.25 ERA, 238 SO, 1.183 WHIP

## ALL-MLB TEAM

YEAR	PLAYER	TEAM
2019	Anthony Rendon (3B)	First Team
2019	Max Scherzer (SP)	First Team
2019	Stephen Strasburg (SP)	First Team
2019	Juan Soto (OF)	Second Team
2020	Juan Soto (OF)	First Team
2021	Juan Soto	First Team

## MLBPA PLAYERS CHOICE AWARDS

YEAR	PLAYER(S)	AWARD
2007	Dimitri Young	NL Comeback Player of the Year
2015	Bryce Harper	NL Most Outstanding Player
2016	Daniel Murphy	NL Most Outstanding Player
2017	Max Scherzer	NL Most Outstanding Pitcher
2017	Ryan Zimmerman	NL Comeback Player of the Year
2019	Anthony Rendon	NL Most Outstanding Player

## NATIONAL LEAGUE ALL-STAR

YEAR	PLAYER(S)	ALL-STAR GAME SITE
2005	Livan Hernandez (RHP), Chad Cordero (RHP)	DET
2006	Alfonso Soriano* (OF)	PIT
2007	Dmitri Young (1B)	SFG
2008	Cristian Guzman (SS)	NYN
2009	Ryan Zimmerman (3B)	STL
2010	Matt Capps (RHP)	LAA
2011	Tyler Clippard (RHP)	ARI
2012	Gio Gonzalez (LHP), Bryce Harper (OF), Stephen Strasburg, (RHP), Ian Desmond (SS)	KCR
2013	Bryce Harper* (OF), Jordan Zimmermann (RHP)	NYM
2014	Tyler Clippard (RHP), Jordan Zimmermann (RHP)	MIN
2015	Bryce Harper* (OF), Max Scherzer (RHP)	CIN
2016	Bryce Harper* (OF), Daniel Murphy (2B), Wilson Ramos (C), Max Scherzer (RHP), Stephen Strasburg (RHP)	SDP
2017	Bryce Harper* (OF), Daniel Murphy* (2B), Ryan Zimmerman* (1B), Max Scherzer* (RHP), Stephen Strasburg (RHP)	MIA
2018	Bryce Harper* (OF), Max Scherzer* (RHP), Sean Doolittle (LHP)	WSH
2019	Max Scherzer (RHP), Anthony Rendon (3B)	CLE
2021	Max Scherzer* (RHP), Kyle Schwarber (OF), Juan Soto (OF), Trea Turner (SS)	COL
2022	Juan Soto (OF)	LAD
2023	Josiah Gray (RHP)	SEA
2024	CJ Abrams (SS), Kyle Finnegan (RHP)	TEX

\* — National League All-Star starter

## LOUISVILLE SLUGGER SILVER SLUGGERS

YEAR	PLAYER(S)	STATS
2006	Alfonso Soriano (OF)	.277, 46 HR, 95 RBI, 41 SB
2009	Ryan Zimmerman (3B)	.292, 33 HR, 106 RBI
2010	Ryan Zimmerman (3B)	.307, 25 HR, 85 RBI
2012	Ian Desmond (SS)	.292, 25 HR, 73 RBI
	Adam LaRoche (1B)	.271, 33 HR, 100 RBI
	Stephen Strasburg (RHP)	.277, 1 HR, 7 RBI
2013	Ian Desmond (SS)	.280, 20 HR, 80 RBI
2014	Ian Desmond (SS)	.255, 24 HR, 91 RBI
	Anthony Rendon (3B)	.287, 21 HR, 83 RBI
2015	Bryce Harper (OF)	.330, 42 HR, 99 RBI
2016	Daniel Murphy (2B)	.347, 25 HR, 104 RBI
	Wilson Ramos (C)	.307, 22 HR, 80 RBI
2017	Daniel Murphy (2B)	.322, 23 HR, 93 RBI
2019	Anthony Rendon (3B)	.319, 34 HR, 126 RBI
2020	Juan Soto (OF)	.351, 13 HR, 37 RBI
2021	Juan Soto (OF)	.313, 29 HR, 95 RBI

## RAWLINGS GOLD GLOVES

YEAR	PLAYER	POSITION
2009	Ryan Zimmerman	3B
2012	Adam LaRoche	1B

## TOPPS MLB ROOKIE ALL-STAR TEAM

YEAR	PLAYER(S)	STATS
2006	Ryan Zimmerman	.287, 47 2B, 3 3B, 20 HR, 110 RBI
2008	John Lannan	9-15, 3.91 ERA, 117 K
2010	Stephen Strasburg	5-3, 2.91 ERA, 92 K
2011	Danny Espinosa	.236, 29 2B, 5 3B, 21 HR, 66 RBI, 17 SB
2012	Bryce Harper	.270, 26 2B, 9 3B, 22 HR, 59 RBI, 18 SB
	Steve Lombardozzi	.273, 16 2B, 3 3B, 3 HR, 27 RBI
	Trea Turner	.342, 14 2B, 8 3B, 13 HR, 40 RBI, 33 SB
2016	Juan Soto	.292, 25 2B, 5B, 22 HR, 70 RBI, 79 BB, 77 R
2018	Victor Robles	.255, 33 2B, 3 3B, 17 HR, 65 RBI, 28 SB, 86 R



# WASHINGTON NATIONALS INDIVIDUAL AWARDS

D.C. MEDIA AWARDS	
YEAR	PLAYERS
2016	Daniel Murphy (Player), Max Scherzer (Pitcher), Ryan Zimmerman (Good Guy)
2017	Anthony Rendon (Player), Max Scherzer (Pitcher), Ryan Zimmerman (Good Guy)
2018	Bryce Harper (Player), Max Scherzer (Pitcher), Sean Doolittle (Good Guy)
2019	Anthony Rendon (Player), Stephen Strasburg (Pitcher) Sean Doolittle (Good Guy)
2020	Juan Soto (Player), Max Scherzer (Pitcher), Sean Doolittle (Good Guy)
2021	Juan Soto (Player), Kyle Finnegan (Pitcher), Josh Bell (Good Guy)
2022	Lane Thomas (Player), Erasmo Ramirez (Pitcher), Nelson Cruz (Good Guy)

D.C. MEDIA AWARDS	
YEAR	PLAYERS
2023	Lane Thomas (Player), Kyle Finnegan (Pitcher), Josiah Gray (Good Guy)
2024	Luis García Jr. (Player), Kyle Finnegan (Pitcher), Jacob Young (Good Guy).

TONY CONIGLIARO AWARD		
YEAR	PLAYER	AWARDED BY
2014	Wilson Ramos (C).....	Boston Chapter of the BBWAA

HEART AND HUSTLE AWARD		
YEAR	PLAYER	AWARDED BY
2019	Howie Kendrick.....	MLB Players Alumni Association

# WEEKLY AND MONTHLY AWARDS

NL PLAYER OF THE WEEK	PERIOD
1. Nick Johnson* (.545, 5 RBI) .....	May 31-June 6, 2005
2. Ryan Zimmerman* (.519, 11 RBI) .....	July 30-Aug. 5, 2007
3. Willie Harris (.583, 2B, 3B, HR, 5 runs) .....	July 17-20, 2008
4. Cristian Guzman* (.529, 4 2B, 7 RBI) .....	Aug. 25-31, 2008
5. Josh Willingham* (.435, 3 HR, 11 RBI) .....	July 27-Aug. 2, 2009
6. Stephen Strasburg (2-0, 2.19 ERA, 2 GS) .....	June 7-13, 2010
7. Ryan Zimmerman* (.500, 3 HR, 7 RBI) .....	Aug. 15-21, 2011
8. Ryan Zimmerman (.444, 4 HR, 7 RBI) .....	July 16-22, 2012
9. Jordan Zimmermann (Back-to-back SHO) .....	June 2-8, 2014
10. Jayson Werth (.450, 5 2B, 2 HR, 9 RBI) .....	June 30-July 6, 2014
11. Adam LaRoche* (.333, 4 HR, 10 RBI, 3 BB) .....	Sept. 1-7, 2014
12. Jordan Zimmermann (No-hitter) .....	Sept. 22-28, 2014
13. Bryce Harper (.455, 2B, 6 HR, 13 RBI) .....	May 4-10, 2015
14. Bryce Harper (.533, 2 2B, 3B, 3 HR, 9 RBI) .....	May 11-17, 2015
15. Max Scherzer (No-hitter) .....	June 15-21, 2015
16. Bryce Harper* (.519, 5 HR, 10 RBI, 5 BB) .....	Sept. 14-20, 2015
17. Stephen Strasburg* (2-0, 0.60 ERA, 24 K) .....	Sept. 14-20, 2015
18. Max Scherzer (No-hitter) .....	Sept. 28-Oct. 4, 2015
19. Bryce Harper* (.346/.400/.846, 4 HR) .....	April 11-17, 2016
20. Danny Espinosa (.423, 5 HR, 17 RBI) .....	June 27-July 3, 2016
21. Bryce Harper (.550, 3 HR, 17 RBI, 7 BB) .....	April 17-23, 2017
22. Ryan Zimmerman (.500, 5 HR, 13 RBI) .....	April 24-30, 2017
23. Anthony Rendon (.636/.714/1.545, 9 RBI) .....	July 10-16, 2017
24. Adam Eaton (.615, 2 2B, 2 HR, 5 RBI, 7 R) ...	March 30-April 1, 2018
25. Max Scherzer (2-0, 1.13 ERA, 21 SO, BB, CG) .....	April 9-15, 2018
26. Mark Reynolds (.625, 2 2B, 3 HR, 12 RBI, 3 BB) .....	July 2-8, 2018
27. Ryan Zimmerman (.476, 3 2B, 3 HR, 12 RBI) .....	Aug. 6-12, 2018
28. Bryce Harper (.438, 2 2B, 2 HR, 7 RBI, 12 BB) .....	Sept. 3-9, 2018
29. Max Scherzer (2-0, 1.13 ERA, 24 SO, 0 BB) .....	June 24-30, 2019
30. Anthony Rendon (.793 SLG, 3 2B, 3 HR, 7 RBI) .....	Aug. 18-25, 2019
31. Juan Soto (.462, 2B, 5 HR, 12 RBI) .....	Aug. 10-16, 2020
32. CJ Abrams (.462, 2B, 3B, RBI, 2 SB, 7 R) .....	July 10-15, 2023
33. Eddie Rosario (.467, 2B, 3 HR, 5 RBI) .....	May 6-12, 2024
* Co-Winner	

NL PLAYER OF THE MONTH	PERIOD
1. Jayson Werth (.367, 2 2B, 7 HR, 22 RBI, .450 OBP) .....	July 2013
2. Jayson Werth (.337, 11 2B, 6 HR, 24 RBI, 7 R) .....	July 2014
3. Bryce Harper (.360, 13 HR, 28 RBI, 22 BB, 24 R) .....	May 2015
4. Bryce Harper (.286, 9 HR, 24 RBI, 15 XBH, 5 SB) .....	April 2016
5. Daniel Murphy (.416, 8 2B, 7 HR, 23 RBI) .....	May 2016
6. Daniel Murphy (.346, 11 2B, 3B, 6 HR, 23 RBI) .....	July 2016
7. Ryan Zimmerman (.420, 8 2B, 11 HR, 29 RBI, 22 R) .....	April 2017
8. Kyle Schwarber (16 HR, 30 RBI, 22 R, .760 SL) .....	June 2021

NL PITCHER OF THE MONTH	PERIOD
1. Chad Cordero (0.00 ERA, 15 saves, 16 G) .....	June 2005
2. Stephen Strasburg (2-0, 1.13 ERA, 5 GS) .....	April 2012
3. Gio Gonzalez (5-0, 2.25 ERA, 5 GS) .....	May 2012
4. Jordan Zimmermann (4-0, 0.97 ERA, 6 GS) .....	July 2012
5. Max Scherzer (5-1, 1.67 ERA, 6 GS) .....	May 2015
6. Max Scherzer (3-2, 2.33 ERA, 5 GS, No Hitter) .....	June 2015
7. Stephen Strasburg (4-1, 2.08 ERA, 37 SO, 12 BB) .....	July 2016
8. Max Scherzer (3-2, 0.99 ERA, 51 SO, 6 BB) .....	June 2017
9. Stephen Strasburg (4-0, 0.83 ERA, 40 SO, 7 BB) .....	Sept. 2017
10. Max Scherzer (5-1, 1.62 ERA, 57 SO, 9 BB) .....	April 2018
11. Max Scherzer (4-0, 2.21 ERA, 63 SO, 10 BB) .....	May 2018
12. Max Scherzer (6-0, 1.00 ERA, 68 SO, 5 BB) .....	June 2019
13. Stephen Strasburg (5-0, 1.14 ERA, 44 SO, 7 BB) .....	July 2019

NL RELIEVER OF THE MONTH	PERIOD
1. Sean Doolittle (1.64 ERA, 8 SV, 11 G) .....	Sept. 2017

NL ROOKIE OF THE MONTH	PERIOD
1. Ryan Church (.377, HR, 11 RBI) .....	May 2005
2. Bryce Harper (.271, 5 2B, 4 3B, 4 HR, 10 RBI) .....	May 2012
3. Bryce Harper (.330, 8 2B, 3 3B, 7 HR, 14 RBI) .....	Sept./Oct. 2012
4. Trea Turner (.357, 6 2B, 3 3B, 5 HR, 11 SB, 27 R) .....	Aug. 2016
5. Trea Turner (.339, 5 2B, 2 3B, 8 HR, 15 SB) .....	Sept/Oct. 2016
6. Juan Soto (.317, 6 2B, 6 HR, 15 RBI, 18 BB, 19 R) .....	June 2018
7. Juan Soto (.299, 5 2B, 3B, 5 HR, 15 RBI, 16 BB, 18 R) .....	July 2018
8. Juan Soto (.283, 6 2B, 6 HR, 20 RBI, 16 BB, 15 R) .....	Sept. 2018

NL PLAY OF THE WEEK	PERIOD
1. Anthony Rendon .....	May 20-26, 2019
2. Victor Robles .....	June 10-16, 2019
3. Victor Robles .....	Aug. 24-30, 2020
4. CJ Abrams .....	Sept. 12-18, 2022

NL DELIVERY MAN OF THE MONTH	PERIOD
1. Chad Cordero (0.00 ERA, 15 saves, 16 G) .....	June 2005
2. Matt Capps (0.68 ERA, 10 saves, 12 G) .....	April 2010
3. Tyler Clippard (0.00 ERA, 10 saves, 12 G) .....	June 2012

NATIONALS BATTING LEADERS — ALL-TIME (2005-PRESENT)

BATTING AVERAGE (min 1000 AB)		HITS		TOTAL BASES	
1.	Daniel Murphy .....329	1.	Ryan Zimmerman.....1846	1.	Ryan Zimmerman .....3159
2.	Trea Turner.....300	2.	Anthony Rendon.....994	2.	Bryce Harper.....1693
3.	Michael Morse .....294	3.	Bryce Harper.....922	3.	Anthony Rendon.....1677
4.	Denard Span .....292	4.	Ian Desmond .....917	4.	Ian Desmond .....1474
5.	Juan Soto .....291	5.	Jayson Werth.....781	5.	Jayson Werth.....1284
6.	Anthony Rendon.....290	6.	Trea Turner .....644	6.	Trea Turner .....1247
7.	Nick Johnson .....286	7.	Danny Espinosa.....598	7.	Juan Soto .....1052
8.	Cristian Guzman .....282	8.	Cristian Guzman.....581	8.	Danny Espinosa.....1027
9.	Adam Eaton.....279	9.	Juan Soto .....569	9.	Wilson Ramos .....907
10.	Bryce Harper.....279	10.	Wilson Ramos .....566	10.	Cristian Guzman.....801
SLUGGING PERCENTAGE (min 1000 AB)		DOUBLES		RBI	
1.	Daniel Murphy .....550	1.	Ryan Zimmerman.....417	1.	Ryan Zimmerman .....1061
2.	Juan Soto .....538	2.	Anthony Rendon.....245	2.	Anthony Rendon.....546
3.	Adam Dunn .....533	3.	Ian Desmond .....185	3.	Bryce Harper.....521
4.	Michael Morse .....514	4.	Bryce Harper.....183	4.	Ian Desmond .....432
5.	Bryce Harper .....512	5.	Jayson Werth.....162	5.	Jayson Werth.....393
6.	Anthony Rendon .....490	6.	Trea Turner .....135	6.	Juan Soto .....358
7.	Trea Turner .....486	7.	Danny Espinosa.....129	7.	Wilson Ramos .....320
8.	Ryan Zimmerman .....475	8.	Juan Soto .....108	8.	Trea Turner .....306
9.	Nick Johnson .....471	9.	Nick Johnson .....105	9.	Danny Espinosa.....285
10.	Adam LaRoche.....441	10.	Daniel Murphy .....99	10.	Adam LaRoche .....269
GAMES		TRIPLES		WALKS	
1.	Ryan Zimmerman .....1799	1.	Trea Turner .....32	1.	Ryan Zimmerman .....646
T2.	Ian Desmond .....927	2.	Cristian Guzman.....28	2.	Bryce Harper.....585
T2.	Bryce Harper.....927	3.	Ryan Zimmerman.....22	3.	Juan Soto .....464
4.	Anthony Rendon.....916	4.	Ian Desmond .....21	4.	Anthony Rendon.....409
5.	Jayson Werth.....808	5.	Denard Span.....19	5.	Jayson Werth.....403
6.	Danny Espinosa.....779	6.	Bryce Harper.....18	6.	Nick Johnson .....286
7.	Trea Turner .....637	7.	Anthony Rendon.....15	7.	Adam LaRoche .....246
8.	Wilson Ramos .....578	8.	CJ Abrams.....14	8.	Ian Desmond .....232
9.	Michael A. Taylor.....574	T9.	Danny Espinosa.....12	9.	Danny Espinosa.....221
10.	Juan Soto .....565	T9.	Willie Harris .....12	10.	Trea Turner .....208
		T10.	Wilmer Difo.....11		
		T10.	Victor Robles .....11		
RUNS		HOME RUNS		STOLEN BASES	
1.	Ryan Zimmerman .....963	1.	Ryan Zimmerman.....270	1.	Trea Turner .....192
2.	Bryce Harper.....610	2.	Bryce Harper.....184	2.	Ian Desmond .....122
3.	Anthony Rendon.....571	3.	Anthony Rendon.....136	3.	CJ Abrams .....84
4.	Jayson Werth.....450	4.	Juan Soto .....119	4.	Michael A. Taylor.....77
5.	Trea Turner .....444	5.	Ian Desmond .....110	5.	Bryce Harper.....75
6.	Ian Desmond .....424	6.	Jayson Werth.....109	6.	Victor Robles .....70
7.	Juan Soto .....399	7.	Trea Turner .....93	7.	Denard Span .....62
8.	Danny Espinosa.....337	8.	Danny Espinosa.....92	T8.	Danny Espinosa.....60
9.	Cristian Guzman.....265	9.	Wilson Ramos .....83	T8.	Lane Thomas .....60
10.	Lane Thomas .....238	10.	Adam LaRoche.....82	10.	Nyjer Morgan.....58

# NATIONALS BATTING LEADERS — SINGLE-SEASON (2005-PRESENT)

BATTING AVERAGE			HITS			TOTAL BASES		
1.	Juan Soto.....	351 2020	T1.	Daniel Murphy.....	184 2016	1.	Alfonso Soriano.....	362 2006
2.	Daniel Murphy.....	347 2016	T1.	Denard Span.....	184 2014	2.	Bryce Harper.....	338 2015
3.	Trea Turner.....	335 2020	3.	Cristian Guzman.....	183 2008	3.	Anthony Rendon.....	326 2019
4.	Bryce Harper.....	330 2015	4.	Trea Turner.....	180 2018	4.	Ryan Zimmerman.....	320 2009
5.	Daniel Murphy.....	322 2017	5.	Alfonso Soriano.....	179 2006	5.	Daniel Murphy.....	316 2016
6.	Dmitri Young.....	320 2007	6.	Ryan Zimmerman.....	178 2009	6.	Ryan Zimmerman.....	300 2017
7.	Anthony Rendon.....	319 2019	T7.	Anthony Rendon.....	176 2014	T7.	Adam Dunn.....	299 2010
8.	Jayson Werth.....	318 2013	T7.	Ryan Zimmerman.....	176 2006	T7.	Ryan Zimmerman.....	299 2007
9.	Cristian Guzman.....	316 2008	T9.	Anthony Rendon.....	174 2019	9.	Juan Soto.....	297 2019
10.	Yunel Escobar.....	314 2015	T9.	Ryan Zimmerman.....	174 2007	10.	Lane Thomas.....	294 2023
GAMES			DOUBLES			RBI		
T1.	Trea Turner.....	162 2018	T1.	Daniel Murphy.....	47 2016	1.	Anthony Rendon.....	126 2019
T1.	Ryan Zimmerman.....	162 2007	T1.	Ryan Zimmerman.....	47 2006	T2.	Juan Soto.....	110 2019
3.	Austin Kearns.....	161 2007	3.	Nick Johnson.....	46 2006	T2.	Ryan Zimmerman.....	110 2006
4.	Danny Espinosa.....	160 2012	T4.	Anthony Rendon.....	44 2018	4.	Ryan Zimmerman.....	108 2017
T5.	Adam Dunn.....	159 2009	T4.	Anthony Rendon.....	44 2019	5.	Ryan Zimmerman.....	106 2009
T5.	Bryce Harper.....	159 2018	T6.	Ryan Church.....	43 2007	6.	Adam Dunn.....	105 2009
T5.	Alfonso Soriano.....	159 2006	T6.	Daniel Murphy.....	43 2017	7.	Daniel Murphy.....	104 2016
T8.	Ian Desmond.....	158 2013	T6.	Ryan Zimmerman.....	43 2007	8.	Adam Dunn.....	103 2010
T8.	Adam Dunn.....	158 2010	9.	Brad Wilkerson.....	42 2005	T9.	Bryce Harper.....	100 2018
T8.	Danny Espinosa.....	158 2011	T10.	Anthony Rendon.....	41 2017	T9.	Adam LaRoche.....	100 2012
			T10.	Alfonso Soriano.....	41 2006	T9.	Anthony Rendon.....	100 2017
AT-BATS			TRIPLES			WALKS		
1.	Trea Turner.....	664 2018	1.	Denard Span.....	11 2013	1.	Juan Soto.....	145 2021
2.	Ryan Zimmerman.....	653 2007	2.	Bryce Harper.....	9 2012	2.	Bryce Harper.....	130 2018
3.	Alfonso Soriano.....	647 2006	T3.	Denard Span.....	8 2014	2.	Bryce Harper.....	124 2015
4.	Lane Thomas.....	628 2023	T3.	Trea Turner.....	8 2016	4.	Adam Dunn.....	116 2009
5.	Ryan Zimmerman.....	614 2006	T5.	Wilmer Difo.....	7 2018	5.	Nick Johnson.....	110 2006
6.	Anthony Rendon.....	613 2014	T5.	Adam Eaton.....	7 2019	T6.	Bryce Harper.....	108 2016
7.	Joey Meneeses.....	611 2023	T5.	Cristian Guzman.....	7 2009	T6.	Juan Soto.....	108 2019
T8.	Denard Span.....	610 2013	T5.	Nyjer Morgan.....	7 2010	8.	Juan Soto.....	91 2022
T8.	Denard Span.....	610 2014	T5.	Ben Revere.....	7 2016	T9.	Anthony Rendon.....	84 2017
T8.	Ryan Zimmerman.....	610 2009	T5.	Brad Wilkerson.....	7 2005	T9.	Brad Wilkerson.....	84 2005
						10.	Jayson Werth.....	83 2014
RUNS			HOME RUNS			STOLEN BASES		
1.	Alfonso Soriano.....	119 2006	1.	Alfonso Soriano.....	46 2006	1.	CJ Abrams.....	47 2023
2.	Bryce Harper.....	118 2015	2.	Bryce Harper.....	42 2015	2.	Trea Turner.....	46 2017
3.	Anthony Rendon.....	117 2019	T3.	Adam Dunn.....	38 2009	3.	Trea Turner.....	43 2018
T4.	Anthony Rendon.....	111 2014	T3.	Adam Dunn.....	38 2010	4.	Alfonso Soriano.....	41 2006
T6.	Juan Soto.....	111 2021	5.	Ryan Zimmerman.....	36 2017	5.	Trea Turner.....	35 2019
T6.	Juan Soto.....	110 2019	T6.	Bryce Harper.....	34 2018	6.	Nyjer Morgan.....	34 2010
T6.	Ryan Zimmerman.....	110 2009	T6.	Anthony Rendon.....	34 2019	T7.	Trea Turner.....	33 2016
T8.	Adam Eaton.....	103 2019	T6.	Juan Soto.....	34 2019	T7.	Jacob Young.....	33 2024
T8.	Bryce Harper.....	103 2018	T9.	Adam LaRoche.....	33 2012	T9.	CJ Abrams.....	31 2024
T8.	Trea Turner.....	103 2018	T9.	Ryan Zimmerman.....	33 2009	T9.	Denard Span.....	31 2014

BOLD - Led National League

# NATIONALS PITCHING LEADERS — ALL-TIME (2005-PRESENT)

## GAMES PITCHED

1.	Tyler Clippard .....	414
2.	Drew Storen .....	355
3.	Kyle Finnegan .....	291
4.	Sean Burnett .....	255
5.	Stephen Strasburg .....	246
6.	Saul Rivera .....	245
7.	Jon Rauch .....	236
8.	Craig Stammen .....	229
9.	Chad Cordero .....	224
10.	Gio Gonzalez .....	213

## WINS

1.	Stephen Strasburg .....	113
2.	Max Scherzer .....	92
3.	Gio Gonzalez .....	86
4.	Jordan Zimmermann .....	70
5.	Tanner Roark .....	64
6.	Patrick Corbin .....	47
7.	Livan Hernandez .....	44
8.	John Lannan .....	42
9.	Tyler Clippard .....	34
T10.	Joe Ross .....	26
T10.	Craig Stammen .....	26

## LOSSES

1.	Patrick Corbin .....	77
2.	Gio Gonzalez .....	65
3.	Stephen Strasburg .....	61
4.	Tanner Roark .....	54
5.	John Lannan .....	52
6.	Jordan Zimmermann .....	50
T7.	Livan Hernandez .....	47
T7.	Max Scherzer .....	47
9.	Erick Fedde .....	33
10.	Ross Detwiler .....	32

## SAVES

1.	Chad Cordero .....	113
2.	Drew Storen .....	95
3.	Kyle Finnegan .....	88
T4.	Sean Doolittle .....	75
T4.	Rafael Soriano .....	75
6.	Tyler Clippard .....	34
T7.	Matt Capps .....	26
T7.	Jonathan Papelbon .....	26
9.	Jon Rauch .....	23
10.	Brad Hand .....	21

## GAMES STARTED

1.	Stephen Strasburg .....	247
2.	Gio Gonzalez .....	213
3.	Max Scherzer .....	189
4.	Jordan Zimmermann .....	178
5.	Patrick Corbin .....	170
6.	Tanner Roark .....	141
7.	John Lannan .....	134
8.	Livan Hernandez .....	129
9.	Erick Fedde .....	88
10.	Joe Ross .....	76

## INNINGS

1.	Stephen Strasburg .....	1470.0
2.	Gio Gonzalez .....	1253.1
3.	Max Scherzer .....	1229.0
4.	Jordan Zimmermann .....	1094.0
5.	Patrick Corbin .....	946.2
6.	Tanner Roark .....	935.0
7.	Livan Hernandez .....	828.2
8.	John Lannan .....	783.2
9.	Craig Stammen .....	490.2
10.	Ross Detwiler .....	471.0

## COMPLETE GAMES

1.	Max Scherzer .....	11
2.	Jordan Zimmermann .....	8
3.	Livan Hernandez .....	6
4.	Gio Gonzalez .....	3
T5.	John Lannan .....	2
T5.	John Patterson .....	2
T5.	Stephen Strasburg .....	2
T5.	Patrick Corbin .....	2
T9.	MANY PLAYERS .....	1

## SHUTOUTS

T1.	Max Scherzer .....	4
T1.	Jordan Zimmermann .....	4
T3.	Gio Gonzalez .....	2
T3.	Livan Hernandez .....	2
T3.	Stephen Strasburg .....	2
T6.	MANY PLAYERS .....	1

## ERA (MIN 250.0 IP)

1.	Tyler Clippard .....	2.72
2.	Max Scherzer .....	2.80
3.	Drew Storen .....	3.02
4.	Doug Fister .....	3.10
5.	Stephen Strasburg .....	3.24
6.	Jordan Zimmermann .....	3.32
7.	Jon Rauch .....	3.40
8.	Kyle Finnegan .....	3.56
9.	Tanner Roark .....	3.59
10.	Gio Gonzalez .....	3.62

## STRIKEOUTS

1.	Stephen Strasburg .....	1723
2.	Max Scherzer .....	1610
3.	Gio Gonzalez .....	1215
4.	Jordan Zimmermann .....	903
5.	Patrick Corbin .....	832
6.	Tanner Roark .....	732
7.	Tyler Clippard .....	530
8.	Livan Hernandez .....	476
9.	John Lannan .....	410
10.	Joe Ross .....	403

## WALKS ALLOWED

1.	Gio Gonzalez .....	485
2.	Stephen Strasburg .....	394
3.	Patrick Corbin .....	308
4.	John Lannan .....	296
5.	Max Scherzer .....	280
6.	Tanner Roark .....	263
7.	Livan Hernandez .....	262
8.	Jordan Zimmermann .....	221
9.	Tyler Clippard .....	186
10.	Ross Detwiler .....	154

## HOME RUNS ALLOWED

1.	Patrick Corbin .....	156
T2.	Max Scherzer .....	149
T2.	Stephen Strasburg .....	149
4.	Jordan Zimmermann .....	104
5.	Gio Gonzalez .....	99
6.	Tanner Roark .....	98
7.	Livan Hernandez .....	82
8.	Erick Fedde .....	78
9.	John Lannan .....	77
10.	Josiah Gray .....	75



## NATIONALS PITCHING LEADERS — SINGLE-SEASON (2005-PRESENT)

## GAMES PITCHED

1.	Jon Rauch.....	88	2007
T2.	Jon Rauch.....	85	2006
T2.	Saul Rivera.....	85	2007
4.	Gary Majewski.....	79	2005
T5.	Tyler Clippard.....	78	2010
T5.	Wander Suero.....	78	2019
T7.	Chad Cordero.....	76	2007
T7.	Saul Rivera.....	76	2008
T9.	Tyler Clippard.....	75	2014
T9.	Derek Law.....	75	2024

## WINS

1.	Gio Gonzalez.....	21	2012
2.	Max Scherzer.....	20	2016
3.	Jordan Zimmermann.....	19	2013
T4.	Stephen Strasburg.....	18	2019
T4.	Max Scherzer.....	18	2018
T6.	Doug Fister.....	16	2014
T6.	Tanner Roark.....	16	2016
T6.	Max Scherzer.....	16	2017
T9.	MANY PLAYERS.....	15	

## LOSSES

1.	Patrick Corbin.....	19	2022
T2.	Patrick Corbin.....	16	2021
T2.	Ramon Ortiz.....	16	2006
T4.	John Lannan.....	15	2008
T4.	Tanner Roark.....	15	2018
T4.	Patrick Corbin.....	15	2023
T7.	Dan Haren.....	14	2013
T7.	Jake Irvin.....	14	2024
T9.	Patrick Corbin.....	13	2024
T9.	Livan Hernandez.....	13	2011
T9.	John Lannan.....	13	2009
T9.	John Lannan.....	13	2011

## SAVES

1.	Chad Cordero.....	47	2005
T2.	Rafael Soriano.....	43	2013
T2.	Drew Storen.....	43	2011
4.	Kyle Finnegan.....	38	2014
5.	Chad Cordero.....	37	2007
T6.	Tyler Clippard.....	32	2012
T6.	Rafael Soriano.....	32	2014
T8.	Chad Cordero.....	29	2006
T8.	Sean Doolittle.....	29	2019
T8.	Drew Storen.....	29	2015

## GAMES STARTED

1.	Livan Hernandez.....	35	2005
T2.	Esteban Loaiza.....	34	2005
T2.	Max Scherzer.....	34	2016
T2.	Stephen Strasburg.....	34	2014
T5.	MANY PLAYERS.....	33	

## INNINGS

1.	Livan Hernandez.....	246.1	2005
2.	Max Scherzer.....	228.2	2015
3.	Max Scherzer.....	228.1	2016
4.	Max Scherzer.....	220.2	2018
5.	Esteban Loaiza.....	217.0	2005
6.	Stephen Strasburg.....	215.0	2014
7.	Jordan Zimmermann.....	213.1	2013
8.	Livan Hernandez.....	211.2	2010
9.	Tanner Roark.....	210.0	2016
10.	Stephen Strasburg.....	209.0	2019

## INNINGS (RELIEVERS ONLY)

1.	Saul Rivera.....	93.0	2007
2.	Jon Rauch.....	91.1	2006
3.	Tyler Clippard.....	91.0	2010
4.	Derek Law.....	90.0	2024
T5.	Tyler Clippard.....	88.1	2011
T5.	Craig Stammen.....	88.1	2012
7.	Jon Rauch.....	87.1	2007
8.	Gary Majewski.....	86.0	2005
9.	Joel Hanrahan.....	84.1	2008
10.	Saul Rivera.....	84.0	2008

## COMPLETE GAMES

T1.	Max Scherzer.....	4	2015
T1.	Jordan Zimmermann.....	4	2013
3.	Jordan Zimmermann.....	3	2014
T4.	Gio Gonzalez.....	2	2012
T4.	Livan Hernandez.....	2	2005
T4.	Livan Hernandez.....	2	2010
T4.	John Lannan.....	2	2009
T4.	John Patterson.....	2	2005
T4.	Max Scherzer.....	2	2018
T4.	Max Scherzer.....	2	2017
T11.	MANY PLAYERS.....	1	

## SHUTOUTS

1.	Max Scherzer.....	3	2015
T2.	Jordan Zimmermann.....	2	2013
T2.	Jordan Zimmermann.....	2	2014
T4.	MANY PLAYERS.....	1	

## ERA

1.	Doug Fister.....	2.41	2014
2.	Max Scherzer.....	2.51	2017
3.	Stephen Strasburg.....	2.52	2017
4.	Max Scherzer.....	2.53	2018
5.	Jordan Zimmermann.....	2.66	2014
6.	Max Scherzer.....	2.79	2015
7.	Tanner Roark.....	2.83	2016
8.	Tanner Roark.....	2.85	2014
9.	Gio Gonzalez.....	2.89	2012
10.	Max Scherzer.....	2.92	2019

## STRIKEOUTS

1.	Max Scherzer.....	300	2018
2.	Max Scherzer.....	284	2016
3.	Max Scherzer.....	276	2015
4.	Max Scherzer.....	268	2017
5.	Stephen Strasburg.....	251	2019
6.	Max Scherzer.....	243	2019
7.	Stephen Strasburg.....	242	2014
8.	Patrick Corbin.....	238	2019
9.	Gio Gonzalez.....	207	2012
10.	Stephen Strasburg.....	204	2017

## HOME RUNS ALLOWED

1.	Josiah Gray.....	38	2022
2.	Patrick Corbin.....	37	2021
3.	Trevor Williams.....	34	2023
4.	Patrick Corbin.....	33	2023
T5.	Ramon Ortiz.....	31	2006
T5.	Max Scherzer.....	31	2016
7.	Jake Irvin.....	29	2024
8.	Dan Haren.....	28	2013
T9.	Patrick Corbin.....	27	2022
T9.	MacKenzie Gore.....	27	2023
T9.	Tim Redding.....	27	2008
T9.	Max Scherzer.....	27	2015

BOLD - Led National League

# ANNUAL SEASON SERIES - NATIONAL LEAGUE

ARIZONA				
YR	HOME	ROAD	TOTAL	
'05	3-0	1-2	4-2	
'06	3-0	2-1	5-1	
'07	0-4	1-2	1-6	
'08	1-2	1-2	2-4	
'09	3-0	2-1	5-1	
'10	2-1	2-2	4-3	
'11	1-3	2-2	3-5	
'12	2-1	2-1	4-2	
'13	2-1	2-1	4-2	
'14	4-0	2-1	6-1	
'15	2-2	2-1	4-3	
'16	2-2	3-0	5-2	
'17	2-1	2-1	4-2	
'18	1-2	4-0	5-2	
'19	2-2	1-2	3-4	
'20	—	—	—	
'21	2-2	2-1	4-3	
'22	2-2	1-2	3-4	
'23	0-3	1-2	1-5	
'24	1-2	0-3	1-5	
TOT.	35-30	33-27	68-57	

ATLANTA				
YR	HOME	ROAD	TOTAL	
'05	5-4	4-6	9-10	
'06	4-5	4-5	8-10	
'07	5-4	2-7	7-11	
'08	7-2	5-4	12-6	
'09	4-5	4-5	8-10	
'10	6-3	4-5	10-8	
'11	5-4	4-5	9-9	
'12	5-4	5-4	10-8	
'13	2-7	4-6	6-13	
'14	5-5	3-6	8-11	
'15	10-0	4-5	14-5	
'16	9-1	6-3	15-4	
'17	4-6	6-3	10-9	
'18	5-4	4-6	9-10	
'19	3-6	5-5	8-11	
'20	1-3	3-3	4-6	
'21	1-8	4-6	5-14	
'22	2-8	3-7	5-14	
'23	2-5	3-3	5-8	
'24	4-2	4-3	8-5	
TOT.	89-86	81-96	170-182	

CHICAGO (NL)				
YR	HOME	ROAD	TOTAL	
'05	2-1	3-0	5-1	
'06	3-0	1-2	4-2	
'07	1-3	0-3	1-6	
'08	2-1	1-2	3-3	
'09	0-4	2-1	2-5	
'10	0-3	2-1	2-4	
'11	3-1	1-2	4-3	
'12	4-0	2-1	6-1	
'13	1-2	3-1	4-3	
'14	2-1	2-2	4-3	
'15	1-3	2-1	3-4	
'16	2-1	0-4	2-5	
'17	2-2	2-1	4-3	
'18	2-2	1-2	3-4	
'19	1-2	3-0	4-2	
'20	—	—	—	
'21	2-1	1-3	3-4	
'22	1-2	1-2	2-4	
'23	3-1	1-2	4-3	
'24	0-3	1-3	1-6	
TOT.	32-33	29-33	61-66	

CINCINNATI				
YR	HOME	ROAD	TOTAL	
'05	1-2	0-3	1-5	
'06	0-3	1-2	1-5	
'07	3-0	3-1	6-1	
'08	3-0	0-4	3-4	
'09	1-2	3-1	4-3	
'10	1-2	2-2	3-4	
'11	2-1	0-3	2-4	
'12	3-1	2-1	5-2	
'13	3-1	1-2	4-3	
'14	1-2	2-1	3-3	
'15	1-2	0-3	1-5	
'16	3-1	1-2	4-3	
'17	2-1	4-0	6-1	
'18	3-1	3-0	6-1	
'19	3-0	2-1	5-1	
'20	—	—	—	
'21	1-2	1-3	2-5	
'22	1-2	3-1	4-3	
'23	0-4	3-0	3-4	
'24	3-0	1-2	4-2	
TOT.	35-27	32-32	67-59	

COLORADO				
YR	HOME	ROAD	TOTAL	
'05	1-2	3-0	4-2	
'06	0-4	0-4	0-8	
'07	3-1	0-3	3-4	
'08	0-3	3-1	3-4	
'09	0-3	0-3	0-6	
'10	2-2	1-3	3-5	
'11	1-2	2-2	3-4	
'12	1-2	2-2	3-4	
'13	2-2	2-1	4-3	
'14	3-0	2-1	5-1	
'15	1-2	2-1	3-3	
'16	1-2	1-2	2-4	
'17	1-2	3-1	4-3	
'18	1-3	1-2	2-5	
'19	3-1	1-2	4-3	
'20	—	—	—	
'21	1-2	1-2	2-4	
'22	3-1	1-2	4-3	
'23	2-1	2-2	4-3	
'24	2-1	2-1	4-2	
TOT.	28-36	29-35	57-71	

LOS ANGELES (NL)				
YR	HOME	ROAD	TOTAL	
'05	2-1	2-1	4-2	
'06	2-1	0-3	2-4	
'07	1-2	0-3	1-5	
'08	3-0	0-3	3-3	
'09	1-2	1-1	2-3	
'10	2-1	1-2	3-3	
'11	1-2	1-2	2-4	
'12	2-1	0-3	2-4	
'13	0-3	1-2	1-5	
'14	2-1	2-1	4-2	
'15	1-2	1-2	2-4	
'16	1-2	0-3	1-5	
'17	1-2	2-1	3-3	
'18	0-3	1-2	1-5	
'19	1-2	2-2	3-4	
'20	—	—	—	
'21	0-4	0-3	0-7	
'22	1-2	2-1	3-3	
'23	1-2	1-2	2-4	
'24	0-3	2-1	2-4	
TOT.	22-36	19-38	41-74	

ST. LOUIS				
YR	HOME	ROAD	TOTAL	
'05	1-2	1-2	2-4	
'06	2-1	1-3	3-4	
'07	3-0	2-1	5-1	
'08	1-2	0-3	1-5	
'09	1-3	0-3	1-6	
'10	3-1	0-2	3-3	
'11	3-0	1-2	4-2	
'12	3-1	1-2	4-3	
'13	0-3	0-3	0-6	
'14	2-2	0-3	2-5	
'15	1-2	1-2	2-4	
'16	2-2	3-0	5-2	
'17	2-1	1-2	3-3	
'18	1-2	1-3	2-5	
'19	1-3	1-2	2-5	
'20	—	—	—	
'21	2-1	2-1	4-2	
'22	1-2	2-2	3-4	
'23	1-2	1-2	2-4	
'24	1-3	2-1	3-4	
TOT.	31-33	20-39	51-72	

MIAMI				
YR	HOME	ROAD	TOTAL	
'05	4-5	5-4	9-9	
'06	4-5	3-6	7-11	
'07	7-2	3-6	10-8	
'08	1-7	2-7	3-14	
'09	4-5	2-7	6-12	
'10	2-7	3-6	5-13	
'11	2-7	5-4	7-11	
'12	6-3	3-6	9-9	
'13	9-1	5-4	14-5	
'14	6-3	7-3	13-6	
'15	7-3	3-6	10-9	
'16	5-4	5-5	10-9	
'17	8-2	5-4	13-6	
'18	7-3	6-3	13-6	
'19	9-1	6-3	15-4	
'20	2-3	2-3	4-6	
'21	6-3	5-5	11-8	
'22	2-8	2-7	4-15	
'23	0-7	2-4	2-11	
'24	6-1	5-1	11-2	
TOT.	97-80	79-94	176-174	

MILWAUKEE				
YR	HOME	ROAD	TOTAL	
'05	3-1	1-3	4-4	
'06	2-1	3-0	5-1	
'07	2-1	0-3	2-4	
'08	2-2	0-4	2-6	
'09	1-3	2-2	3-5	
'10	2-1	0-3	2-4	
'11	3-0	0-3	3-3	
'12	2-2	3-1	5-3	
'13	2-2	2-1	4-3	
'14	2-1	2-1	4-2	
'15	2-1	2-2	4-3	
'16	1-2	1-2	2-4	
'17	2-1	1-3	3-4	
'18	1-2	1-2	2-4	
'19	2-1	0-3	2-4	
'20	—	—	—	
'21	0-3	1-2	1-5	
'22	2-1	1-2	3-3	
'23	2-1	1-2	3-3	
'24	2-1	2-1	4-2	
TOT.	35-27	23-40	58-67	

NEW YORK (NL)				
YR	HOME	ROAD	TOTAL	
'05	3-7	5-4	8-11	
'06	1-8	5-4	6-12	
'07	3-6	6-3	9-9	
'08	3-6	3-6	6-12	
'09	6-3	2-7	8-10	
'10	4-5	5-4	9-9	
'11	4-5	6-3	10-8	
'12	6-3	8-1	14-4	
'13	5-4	7-3	12-7	
'14	6-3	9-1	15-4	
'15	3-6	5-5	8-11	
'16	6-3	6-4	12-7	
'17	5-4	8-2	13-6	
'18	3-6	5-5	8-11	
'19	4-5	3-7	7-12	
'20	4-2	2-2	6-4	
'21	6-4	2-7	8-11	
'22	3-7	2-7	5-14	
'23	3-3	3-4	6-7	
'24	2-5	0-6	2-11	
TOT.	80-95	92-85	172-180	

PHILADELPHIA				
YR	HOME	ROAD	TOTAL	
'05	3-6	5-5	8-11	
'06	6-4	4-5	10-9	
'07	3-6	3-6	6-12	
'08	3-6	3-6	6-12	
'09	2-7	1-8	3-15	
'10	4-5	2-7	6-12	
'11	5-4	5-4	10-8	
'12	5-4	4-5	9-9	
'13	7-2	4-6	11-8	
'14	6-4	3-6	9-10	
'15	6-4	6-3	12-7	
'16	6-4	8-1	14-5	
'17	7-3	4-5	11-8	
'18	5-4	6-4	11-8	
'19	9-1	5-4	14-5	
'20	3-3	0-4	3-7	
'21	1-9	5-4	6-13	
'22	2-7	1-9	3-16	
'23	3-3	3-4	6-7	
'24	3-3	1-6	4-9	
TOT.	89-89	73-102	162-191	

PITTSBURGH				
YR	HOME	ROAD	TOTAL	
'05	3-0	2-1	5-1	
'06	2-1	1-2	3-3	
'07	1-2	1-2	2-4	
'08	3-1	1-2	4-3	
'09	1-3	2-2	3-5	
'10	3-0	2-1	5-1	
'11	3-2	1-2	4-4	
'12	1-1	1-2	2-3	
'13	1-3	2-1	3-4	
'14	3-0	1-3	4-3	
'15	3-0	1-4	4-3	
'16	2-1	2-1	4-2	
'17	2-2	1-2	3-4	
'18	4-0	1-2	5-2	
'19	1-2	3-1	4-3	
'20	—	—	—	
'21	3-0	1-2	4-2	
'22	2-1	1-3	3-4	
'23	1-2	1-3	2-5	
'24	1-2	2-2	3-4	
TOT.	40-23	27-37	67-60	

SAN DIEGO			
YR	HOME	ROAD	TOTAL
'05	0-3	1-2	1-5
'06	0-3	1-2	1-5
'07	1-2	1-2	2-4
'08	0-3	1-2	1-5
'09	2-1	0-3	2-4
'10	2-1	1-2	3-3
'11	1-2	3-1	4-3
'12	1-1	2-1	3-2
'13	3-0	2-2	5-2
'14	2-2	2-1	4-3
'15	2-1	3-1	5-2
'16	1-2	2-2	3-4
'17	2-1	3-1	5-2
'18	2-1	2-1	4-2
'19	1-2	2-2	3-4
'20	—	—	—
'21	1-2	2-2	3-4
'22	1-2	2-2	3-4
'23	1-2	2-1	3-3
'24	0-3	0-3	0-6
TOT.	23-34	32-33	55-67

ANNUAL SEASON SERIES - AMERICAN LEAGUE

BALTIMORE			
YR	HOME	ROAD	TOTAL
'05	—	—	—
'06	2-1	1-2	3-3
'07	1-2	3-0	4-2
'08	2-1	1-2	3-3
'09	1-2	1-2	2-4
'10	2-1	0-3	2-4
'11	2-1	1-2	3-3
'12	1-2	1-2	2-4
'13	1-1	0-2	1-3
'14	0-2	1-1	1-3
'15	0-3	2-1	2-4
'16	1-1	0-2	1-3
'17	2-0	0-2	2-2
'18	2-1	3-0	5-1
'19	1-1	1-1	2-2
'20	0-3	2-1	2-4
'21	3-0	0-3	3-3
'22	0-2	1-1	1-3
'23	0-2	0-2	0-4
'24	1-1	1-1	2-2
TOT.	22-27	19-30	41-57

BOSTON			
YR	HOME	ROAD	TOTAL
'05	—	—	—
'06	—	0-3	0-3
'07	—	—	—
'08	—	—	—
'09	1-2	—	1-2
'10	—	—	—
'11	—	—	—
'12	—	3-0	3-0
'13	—	—	—
'14	—	—	—
'15	—	1-2	1-2
'16	—	—	—
'17	—	—	—
'18	0-3	—	0-3
'19	—	—	—
'20	—	1-2	1-2
'21	0-3	—	0-3
'22	—	—	—
'23	2-1	—	2-1
'24	—	1-2	1-2
TOT.	3-9	6-9	9-18

CHICAGO (AL)			
YR	HOME	ROAD	TOTAL
'05	—	—	—
'06	—	—	—
'07	—	—	—
'08	—	—	—
'09	—	—	—
'10	0-3	—	0-3
'11	—	2-1	2-1
'12	—	—	—
'13	3-0	—	3-0
'14	—	—	—
'15	—	—	—
'16	—	2-1	2-1
'17	—	—	—
'18	—	—	—
'19	2-0	1-1	3-1
'20	—	—	—
'21	—	—	—
'22	—	—	—
'23	2-1	—	2-1
'24	—	1-2	1-2
TOT.	7-4	6-5	13-9

CLEVELAND			
YR	HOME	ROAD	TOTAL
'05	—	—	—
'06	—	—	—
'07	2-1	—	2-1
'08	—	—	—
'09	—	—	—
'10	—	1-2	1-2
'11	—	—	—
'12	—	—	—
'13	—	1-2	1-2
'14	—	—	—
'15	—	—	—
'16	1-1	1-1	2-2
'17	—	—	—
'18	—	—	—
'19	3-0	—	3-0
'20	—	—	—
'21	—	—	—
'22	—	—	—
'23	1-2	—	1-2
'24	—	1-2	1-2
TOT.	7-4	4-7	11-11

DETROIT			
YR	HOME	ROAD	TOTAL
'05	—	—	—
'06	—	—	—
'07	0-3	—	0-3
'08	—	—	—
'09	—	—	—
'10	—	0-3	0-3
'11	—	—	—
'12	—	—	—
'13	2-0	0-2	2-2
'14	—	—	—
'15	—	—	—
'16	2-1	—	2-1
'17	—	—	—
'18	—	—	—
'19	—	2-1	2-1
'20	—	—	—
'21	—	—	—
'22	—	—	—
'23	2-1	—	2-1
'24	—	2-1	2-1
TOT.	6-5	4-7	10-12

HOUSTON			
YR	HOME	ROAD	TOTAL
'05	1-3	1-2	2-5
'06	3-1	1-3	4-4
'07	2-1	3-1	5-2
'08	1-2	1-2	2-4
'09	2-0	1-3	3-3
'10	3-1	1-3	4-4
'11	2-1	1-2	3-3
'12	3-1	4-0	7-1
'13	—	—	—
'14	2-0	2-0	4-0
'15	—	—	—
'16	—	—	—
'17	0-0	2-1	2-1
'18	—	—	—
'19	—	—	—
'20	—	—	—
'21	—	—	—
'22	1-2	—	1-2
'23	—	1-2	1-2
'24	2-1	—	2-1
TOT.	22-13	18-19	40-32

KANSAS CITY			
YR	HOME	ROAD	TOTAL
'05	—	—	—
'06	—	—	—
'07	—	—	—
'08	—	—	—
'09	—	—	—
'10	2-1	—	2-1
'11	—	—	—
'12	—	—	—
'13	—	2-1	2-1
'14	—	—	—
'15	—	—	—
'16	—	2-1	2-1
'17	—	—	—
'18	—	—	—
'19	2-1	—	2-1
'20	—	—	—
'21	—	—	—
'22	—	—	—
'23	—	2-1	2-1
'24	0-3	—	0-3
TOT.	4-5	6-3	10-8

LOS ANGELES (AL)			
YR	HOME	ROAD	TOTAL
'05	—	2-1	2-1
'06	—	—	—
'07	—	—	—
'08	1-2	—	1-2
'09	—	—	—
'10	—	—	—
'11	—	0-3	0-3
'12	—	—	—
'13	—	—	—
'14	1-2	—	1-2
'15	—	—	—
'16	—	—	—
'17	1-1	1-1	2-2
'18	—	—	—
'19	—	—	—
'20	—	—	—
'21	—	—	—
'22	—	1-2	1-2
'23	—	1-2	1-2
'24	2-1	—	2-1
TOT.	5-6	5-9	10-15

MINNESOTA			
YR	HOME	ROAD	TOTAL
'05	—	—	—
'06	—	—	—
'07	—	2-1	2-1
'08	—	0-3	0-3
'09	—	—	—
'10	—	—	—
'11	—	—	—
'12	—	—	—
'13	2-1	—	2-1
'14	—	—	—
'15	—	—	—
'16	3-0	—	3-0
'17	—	—	—
'18	—	—	—
'19	—	2-1	2-1
'20	—	—	—
'21	—	—	—
'22	—	—	—
'23	—	2-1	2-1
'24	1-2	—	1-2
TOT.	6-3	6-6	12-9

NEW YORK (AL)			
YR	HOME	ROAD	TOTAL
'05	—	—	—
'06	2-1	—	2-1
'07	—	—	—
'08	—	—	—
'09	—	2-1	2-1
'10	—	—	—
'11	—	—	—
'12	0-3	—	0-3
'13	—	—	—
'14	—	—	—
'15	2-0	1-1	3-1
'16	—	—	—
'17	—	—	—
'18	1-1	1-1	2-2
'19	—	—	—
'20	1-2	—	1-2
'21	—	1-2	1-2
'22	—	—	—
'23	—	2-1	2-1
'24	2-1	—	2-1
TOT.	8-8	7-6	15-14

OAKLAND			
YR	HOME	ROAD	TOTAL
'05	3-0	—	3-0
'06	—	—	—
'07	—	—	—
'08	—	—	—
'09	—	—	—
'10	—	—	—
'11	—	—	—
'12	—	—	—
'13	—	—	—
'14	—	0-3	0-3
'15	—	—	—
'16	—	—	—
'17	—	2-1	2-1
'18	—	—	—
'19	—	—	—
'20	—	—	—
'21	—	—	—
'22	2-1	—	2-1
'23	3-0	—	3-0
'24	—	1-2	1-2
TOT.	8-1	3-6	11-7

SEATTLE			
YR	HOME	ROAD	TOTAL
'05	3-0	—	3-0
'06	—	—	—
'07	—	—	—
'08	—	3-0	3-0
'09	—	—	—
'10	—	—	—
'11	3-0	—	3-0
'12	—	—	—
'13	—	—	—
'14	—	2-1	2-1
'15	—	—	—
'16	—	—	—
'17	2-1	—	2-1
'18	—	—	—
'19	—	—	—
'20	—	—	—
'21	—	—	—
'22	0-2	1-1	1-3
'23	—	2-1	2-1
'24	2-1	—	2-1
TOT.	10-4	8-3	18-7

TAMPA BAY			
YR	HOME	ROAD	TOTAL
'05	—	—	—
'06	2-1	—	2-1
'07	—	—	—
'08	—	—	—
'09	—	0-3	0-3
'10	—	—	—
'11	—	—	—
'12	2-1	—	2-1
'13	—	—	—
'14	—	—	—
'15	0-2	1-1	1-3
'16	—	—	—
'17	—	—	—
'18	2-0	0-2	2-2
'19	—	—	—
'20	2-0	1-1	3-1
'21	2-0	1-1	3-1
'22	—	—	—
'23	0-3	—	0-3
'24	—	1-2	1-2
TOT.	10-7	4-10	14-17

TEXAS			
YR	HOME	ROAD	TOTAL
'05	—	1-2	1-2
'06	—	—	—
'07	—	—	—
'08	1-2	—	1-2
'09	—	—	—
'10	—	—	—
'11	—	—	—
'12	—	—	—
'13	—	—	—
'14	2-1	—	2-1
'15	—	—	—
'16	—	—	—
'17	0-3	—	0-3
'18	—	—	—
'19	—	—	—
'20	—	—	—
'21	—	—	—
'22	—	2-1	2-1
'23	2-1	—	2-1
'24	—	1-2	1-2
TOT.	5-7	4-5	9-12

TORONTO			
YR	HOME	ROAD	TOTAL
'05	2-1	1-2	3-3
'06	—	0-3	0-3
'07	—	1-2	1-2
'08	—	—	—
'09	2-1	—	2-1
'10	—	—	—
'11	—	—	—
'12	—	3-0	3-0
'13	—	—	—
'14	—	—	—
'15	1-2	—	1-2
'16	—	—	—
'17	—	—	—
'18	—	0-3	0-3
'19	—	—	—
'20	2-2	—	2-2
'21	2-0	1-1	3-1
'22	—	—	—
'23	—	1-2	1-2
'24	2-1	—	2-1
TOT.	11-7	7-13	18-20

## WASHINGTON NATIONALS RECORD BOOK (2005-PRESENT)

### Washington Nationals (2005-present)

RFK Stadium (2005-2007)

Nationals Park (2008-present)

CATEGORY	CLUB GENERAL	RECORD
Most Wins, Season .....		98 [2012]
Most Wins, Season Home .....		51 [2014]
Most Wins, Season Road.....		50 [2017]
Most Wins, Month .....		20 [June 2005 and May 2018]
Most Losses, Season .....		107 [2022]
Most Losses, Season Home .....		55 [2022]
Most Losses, Season Road.....		56 [2008]
Most Losses, Month.....		20 [May, 2009; Aug. 2021]
Most Consecutive Wins (single season) .....		10 [June 2-12, 2005 and Aug. 12-21, 2014]
Most Consecutive Wins, Home (single season) .....		12 [June 2-25, 2005]
Most Consecutive Wins, Road (single season).....		10 [May 20-30, 2018]
Most Consecutive Losses (single season) .....		12 [Aug. 8-20, 2008]
Most Consecutive Losses, Home (single season) .....		9 [April 20-May 10, 2022]
Most Consecutive Losses, Road (single season).....		10 [May 25-June 16, 2009]
Most Wins Over One Club, Season.....		15 [NYM in 2014, ATL in 2016 and MIA in 2019]
Most Wins Over One Club, Home.....		10 [ATL, 2015]
Most Wins Over One Club, Road.....		9 [NYM in 2014]
Most Wins Over One Club, Consecutive .....		13 [SEA, June 10, 2005-May 24, 2017]
Most Losses To One Club, Season.....		16 [PHI in 2022]
Most Losses To One Club, Home.....		8 [NYM in 2006, MIA and ATL in 2022]
Most Losses To One Club, Road.....		9 [PHI in 2022]
Most Losses To One Club, Consecutive.....		10 [FLA, Sept. 24, 2008-July 1, 2009]
Most Shut-Out Wins, Season .....		19 [2014]
Most Times Shut Out, Season.....		21 [2008]
Highest Single-Game Paid Attendance (reg. season and Postseason) .....		45,966 [Game 5, 2012 NLDS vs. STL]

### THE FIRSTS OF THE WASHINGTON NATIONALS (ALL OCCURRED APRIL 4, 2005 AT PHI UNLESS OTHERWISE NOTED)

FEAT	PLAYER
First starting lineup.....	Wilkerson (8), Guzman (6), Vidro (4), Guillen (9), Johnson (3), Castilla (5), Sledge (7), Schneider (2), Hernandez (1)
First batter/hit: .....	Brad Wilkerson (bloop single to RF in first inning off Jon Lieber)
First pitch.....	Livan Hernandez (called strike)
First run scored .....	Nick Johnson (scored on Sledge groundout in 2nd inning)
First double.....	Brian Schneider (2nd inning)
First triple.....	Brad Wilkerson (7th inning, April 6 at PHI)
First home run .....	Termel Sledge (2-run shot off Jon Lieber in the 6th inning)
First grand slam .....	Brad Wilkerson (August 4 vs. LAD off Duane Sanchez)
First set of back-to-back home runs .....	Ryan Church and Vinny Castilla (April 9 at FLA)
First multi-home run game.....	Jose Guillen (2 home runs, April 13 at ATL)
First home run allowed.....	Kenny Lofton (5th inning off Livan Hernandez)
First RBI.....	Termel Sledge (2nd inning RBI groundout)
First walk.....	Brian Schneider (6th inning)
First strikeout.....	Jose Guillen (first inning)
First stolen base.....	J.J. Davis (6th inning, April 6 at PHI)
First cycle.....	Brad Wilkerson (April 6 at PHI)
First reliever.....	T.J. Tucker (replaced Hernandez with 2 outs in the 5th inning)
First win.....	Joey Eischen (in relief, April 6 at PHI in 7-3 victory)
First win for starting pitcher .....	Tomo Ohka (April 13 at ATL)
First loss.....	Livan Hernandez
First save.....	Chad Cordero (April 12 at ATL)
First hold.....	Luis Ayala (April 6 at PHI)
First error.....	Brian Schneider (first inning on attempted stolen base)
First strikeout victim .....	Bobby Abreu (swinging in first inning against Hernandez)
First shutout.....	April 20 vs. ATL (W2-0 behind Zach Day and 2 relievers)
First complete-game shutout.....	John Patterson (August 4 vs. LAD)
First no-hitter.....	Jordan Zimmermann (September 28, 2014 vs. MIA)



LONG GAMES

THE LONGEST GAMES IN NATIONALS HISTORY (\* = POSTSEASON)

LONGEST GAME, INNINGS		LONGEST GAME, TIME / 9 INN.		LONGEST GAME, TIME	
# INN.	DATE (RESULT)	T.O.G.	DATE (RESULT)	T.O.G.	DATE (RESULT)
18.....	7/17/16 vs. PIT (L1-2)	4:37.....	10/12/17 vs. CHI (L8-9)*	6:23.....	10/4/14 vs. SFG (L1-2)*
18.....	10/4/14 vs. SFG (L1-2)*	4:32.....	10/13/16 vs. LAD (L3-4)*	5:56.....	4/24/16 vs. MIN (W6-5)
16.....	4/24/16 vs. MIN (W6-5)	4:22.....	10/1/17 vs. PIT (L8-11)	5:48.....	7/17/16 vs. PIT (L1-2)
16.....	6/24/14 at MIL (W4-2)	4:19.....	6/23/21 at PHI (W13-12)	5:40.....	8/17/19 vs. MIL (L14-15)
15.....	5/19/14 vs. CIN (L3-4)	4:18.....	8/21/21 at MIL (L6-9)	5:34.....	9/3/14 at LAD (W8-5)
15.....	8/17/13 at ATL (W8-7)	4:15.....	7/16/21 vs. SDP (L24-8)	5:29.....	8/17/13 at ATL (W8-7)
15.....	10/4/09 at ATL (W2-1)	4:14.....	9/23/18 vs. NYM (L6-8)	5:22.....	6/24/14 at MIL (W4-2)

MARGIN OF VICTORY

Largest Margin of Victory.....	21 [July 31, 2018 vs. NYM (W25-4)]
Largest Margin of Victory, Shutout.....	15 [Aug. 26, 2018 vs. NYM (W15-0); Sept. 20, 2020 at MIA (W15-0)]
Largest Margin of Defeat.....	16 [Jul 16, 2021 vs. SDP (L24-8)]
Largest Margin of Defeat, Shutout.....	15 [April 5, 2013 at CIN (L15-0)]

ONE-RUN GAMES

Most Consecutive One-Run Games.....	6 [June 21-27, 2010 and July 4-9, 2011]
Most Consecutive One-Run Wins.....	12 [June 3-July 5, 2005]
Most Consecutive One-Run Losses.....	13 [July 7-Aug. 6, 2005]

DEFICITS OVERCOME

Largest Deficit Overcome To Win.....	9 [July 5, 2018 vs. MIA (down 9-0 after T4th, W14-12)]
Largest Deficit Overcome To Win, Home.....	9 [July 5, 2018 vs. MIA (down 9-0 after T4th, W14-12)]
Largest Deficit Overcome To Win, Road.....	8 [April 28, 2015 at ATL (down 10-2 after B4th, W13-12)]
Largest Deficit Overcome To Win, 9th Inn. or Later.....	6 [Sept. 3, 2019 vs. NYM (down 10-4 after T9th, W11-10)]

LEADS RELINQUISHED

Largest Lead Relinquished In Loss.....	9 [July 20, 2012 vs. ATL (up 9-0 after 5 inn., L11-10)]
Largest Lead Relinquished In Loss, Home.....	9 [July 20, 2012 vs. ATL (up 9-0 after 5 inn., L11-10)]
Largest Lead Relinquished In Loss, Road.....	8 [July 8, 2021 at SDP (Up 8-0 after T4th, L 9-8)]
Largest Lead Relinquished In Loss, 9th Inning or Later.....	5 [Sept. 17, 2005 at SDP (up 5-0 in 9th, L8-5 in 12 inn.)]

LENGTH OF GAME

Longest Game, 9 innings*.....	4:22 [Oct. 1, 2017 vs. PIT (L11-8)]
Longest Game, 9-innings, Home*.....	4:22 [Oct. 1, 2017 vs. PIT (L11-8)]
Longest Game, 9-innings, Road*.....	4:01 [Aug. 21, 2021 at MIL (L9-6)]
Longest Game, Extra Innings*.....	5:56 [April 24, 2016 vs. MIN (16 inn., W6-5)]
Longest Game, Extra Innings, Home.....	5:56 [April 24, 2016 vs. MIN (16 inn., W6-5)]
Longest Game, Extra Innings, Road*.....	5:34 [Sept. 3, 2014 at LAD (14 inn., W8-5)]
Longest Game, Innings Played*.....	18 [July 17, 2016 vs. PIT (L2-1)]
Longest Game, Innings Played, Home*.....	18 [July 17, 2016 vs. PIT (L2-1)]
Longest Game, Innings Played, Road.....	16 [June 24, 2014 at MIL (W4-2)]
Shortest Game.....	1:31 [July 29, 2007 at NYM (rain-shortened 4.1-inn. game, L5-0)]
Shortest Game.....	1:37 [June 4, 2009 vs. SFG (rain-shortened 5.2-inn. game, L4-1)]
Shortest Game.....	1:31 [July 29, 2007 at NYM (rain-shortened 4.1-inn. game, L5-0)]
Shortest Game, Extra Innings.....	2:32 [May 10, 2014 at OAK (10 inn., L4-3)]
Shortest Game, Extra Innings, Home.....	2:46 [April 21, 2012 vs. MIA (10 inn., W3-2)]
Shortest Game, Extra Innings, Road.....	2:32 [May 10, 2014 at OAK (10 inn., L4-3)]

\* - Not including Postseason

PERSONNEL

Most Players Used, Season.....	60 [2021]
Fewest Players Used, Season.....	40 [2014]
Most Players Used, 9-inning Game.....	24 [Sept. 25, 2016 at PIT (W10-7)]
Most Players Used, Game.....	26 [Sept. 3, 2014 at LAD (14 inn., W8-5)]
Most Players Used, Game, Both Clubs.....	51 [Sept. 7, 2008 at ATL (ATL 28, WSH 23) and Sept. 3, 2014 at LAD (WSH 26, LAD 25)]

CATEGORY	CLUB BATTING	RECORD
RUNS SCORED		
Most Runs Scored, Season.....		873 [2019]
Most Runs Scored, 9-inning Game.....	25 [July 31, 2018 vs. NYM (W25-4)]	
Most Runs Scored, Game, Extra Innings.....	14 [Aug. 17, 2019 vs. MIL (14 inn., L15-14)]	
Most Runs Scored, Win.....	25 [July 31, 2018 vs. NYM (W25-4)]	
Most Runs Scored, Loss.....	14 [Aug. 17, 2019 vs. MIL (14 inn., L15-14)]	
Most Runs Scored, Home.....	25 [July 31, 2018 vs. NYM (W25-4)]	
Most Runs Scored, Road.....	17, [May 20, 2011 at BAL (W17-5); June 29, 2018 at PHI (W17-7); May 14, 2021 at ARI (W17-2)]	
Most Runs Scored, Home Win.....	25 [July 31, 2018 vs. NYM (W25-4)]	
Most Runs Scored, Home Loss.....	14 [Aug. 17, 2019 vs. MIL (14 inn., L15-14)]	
Most Runs Scored, Road Win.....	17, [May 20, 2011 at BAL (W17-5); June 29, 2018 at PHI (W17-7); May 14, 2021 at ARI (W17-2)]	
Most Runs Scored, Road Loss.....	11 [April 27, 2009 at PHI (L13-11)]	
Most Runs Scored, Inning.....	11 [April 27, 2017 at COL, T7th, W (16-5)]	
Most Runs Scored, In An Extra Inning.....	6 [July 23, 2012 at NYM, 10th inn. (10 inn., W8-2); Sept. 21, 2019 at MIA, 10th inn (10 inn., W10-4)]	
Most Runs Scored, 3-Game Series.....	32 [Sept. 24-26, 2007 at NYM, Aug. 1-3, 2016 at ARI and Aug. 16-18 vs. MIL]	
Most Runs Scored, 4-Game Series.....	46 [April 24-27, 2017 at COL]	
Most Combined Runs, Game (Both Teams).....	29 [July 31, 2018 vs. NYM (W25-4) and Aug. 17, 2019 vs. MIL (14 inn., L15-14)]	
Most Consecutive Games, Scoring Run(s).....	90 [Sept. 27, 2016 - July 7, 2017]	
Most Consecutive Games, Shut Out.....	3 [Aug. 23-25, 2018]	
BATTING AVERAGE, ON-BASE, SLUGGING PERCENTAGES		
Highest Batting Average, Season.....		.266 [2017]
Highest On-Base Percentage, Season.....		.342 [2019]
Highest Slugging Percentage, Season.....		.454 [2019]
AT-BATS		
Most At-Bats, Season.....		5615 [2012]
Most At-Bats, Game.....	50 [July 31, 2018 vs. NYM (W25-4)]	
Most At-Bats, Game, Extra Innings.....	60 [April 24, 2016 vs. MIN (W6-5)]	
HITS		
Most Hits, Season.....		1447 [2017]
Most Hits, Game.....	26 [July 31, 2018 vs. NYM (W25-4)]	
Most Hits, Game, Win.....	26 [July 31, 2018 vs. NYM (W25-4)]	
Most Hits, Game, Loss.....	18 [Aug. 17, 2019 vs. MIL (14 inn., L15-14)]	
Most Hits, Inning.....	9 [THREE TIMES; Last: Aug. 14, 2019 vs. CIN (5th inn. W17-7)]	
Most Consecutive Plate Appearances with a Hit.....	8 [Aug. 20, 2016 at ATL (4th inn., W11-9)]	
Fewest Hits, Season.....	1319 [2011]; 519 [2020]	
Fewest Hits, Game.....	0 [August 9, 2023 at PHI and July 25, 2024 vs. SD]	
Fewest Hits, Game, Win.....	2 [Aug. 7, 2016 vs. SFG (W1-0)]	
Fewest Hits, Game, Loss.....	0 [August 9, 2023 at PHI and July 25, 2024 vs. SD]	
EXTRA-BASE HITS		
Most Extra-Base Hits, Season.....		557 [2017]
Most Extra-Base Hits, Game.....	13 [July 27, 2017 vs. MIL (W15-2)]	
SINGLES		
Most Singles, Season.....		964 [2008]
Most Singles, Game.....	16 [June 16, 2015 at TBR (W16-4)]	
DOUBLES		
Most Doubles, Season.....		322 [2006]
Most Doubles, Game.....	8 [July 5, 2014 vs. CHI (W13-0)]	
TRIPLES		
Most Triples, Season.....		38 [2009]
Most Triples, Game.....	3 [MANY TIMES; last: Aug. 13, 2016 vs. ATL (W7-6)]	

## HOME RUNS

Most Home Runs, Season .....	231 [2019]
Most Home Runs, Season, Home Games .....	130 [2019]
Most Home Runs, Season, Road Games .....	108 [2017]
Most Home Runs, Season, Off One Opponent .....	32 [PHI in 2019]
Most Home Runs, Game .....	8 [July 27, 2017 vs. MIL (W15-2) and Aug. 18, 2019 vs. MIL (14 inn., W16-8)]
Most Home Runs, Game, Home .....	8 [July 27, 2017 vs. MIL (W15-2) and Aug. 18, 2019 vs. MIL (14 inn., W16-8)]
Most Home Runs, Game, Road .....	7 [June 29, 2018 at PHI (W17-7)]
Most Home Runs, Inning .....	5 [July 27, 2017 vs. MIL (W15-2)]
Most Consecutive Plate Appearances With A Home Run .....	4 [July 27, 2017 vs. MIL (W15-2) and June 9, 2019 at SDP (W5-2)]
Most Consecutive Games Hitting at Least One Home Run .....	21 [June 14-July 7, 2019]
Most Pinch-Hit Home Runs, Season .....	12 [2016]
Most Pinch-Hit Home Runs, Game .....	2 [May 13, 2016 vs. MIA (Stephen Drew and Chris Heisey, W5-3)]
Most Grand Slams, Season .....	8 [2009]

## RBI

Most RBI, Season .....	824 [2019]
Most RBI, Game .....	25 [July 31, 2018 vs. NYM W25-4)]
Most RBI, Inning .....	10 [April 27, 2017 at COL (7th inn., W16-5) and Aug. 14, 2019 vs. CIN (5th inn., W17-7)]

## WALKS/STRIKEOUTS

Most Walks, Season .....	631 [2018]
Most Walks, 9-inning Game .....	14 [Sept. 15, 2018 vs. ATL (W7-1)]
Most Walks, Game, Extra Innings .....	12 [July 6, 2006 vs. FLA (11 inn., W8-7) and Sept. 19, 2008 vs. SDP (14 inn., L11-6)]
Most Intentional Walks, Season .....	66 [2006]
Most Strikeouts, Season .....	1344 [2015]
Most Strikeouts, 9-inning Game .....	18 [Oct. 3, 2015 at NYM (W2-0)]
Most Strikeouts, Game, Extra Innings .....	19 [Aug. 28, 2011 at CIN (14 inn., L5-4)]
Most Strikeouts, Inning .....	4 [April 28, 2013 vs. CIN (4th inn., L5-2)]

## STOLEN BASES

Most Stolen Bases, Season .....	223 [2024]
Most Stolen Bases, Game .....	7 [June 27, 2017 vs. CHI (W6-1)]
Most Stolen Bases, Inning .....	4 {MANY TIMES; Last: 2nd inn. Aug. 28 vs. NYY}
Most Consecutive Stolen Bases .....	17 [Sept. 11-27, 2013]
Most Times Caught Stealing, Season .....	73 [2024]
Most Times Caught Stealing, Game .....	3 [April 15, 2006 at FLA and June 22, 2024 at COL]

## MISCELLANEOUS

Most Total Bases, Season .....	2505 [2019]
Most Total Bases, Game .....	50 [July 31, 2018 vs. NYM (W25-4)]
Most Times Hit By Pitch, Season .....	89 [2005]
Most Times Hit By Pitch, Game .....	4 [MANY TIMES; Last: July 18, 2021 vs. SDP (W8-7)]
Most Sacrifice Flies, Season .....	63 [2016]
Most Sacrifice Flies, Game .....	3 [MANY TIMES; Last: June 24, 2017 vs. CIN (W18-3)]
Most Sacrifice Bunts, Season .....	91 [2005]
Most Sacrifice Bunts, Game .....	5 [Sept. 27, 2006 vs. PHI (14 inn., L8-7)]
Most GDP, Season .....	153 [2008]
Most GDP, Game .....	4 [MANY TIMES; Last: Aug. 25, 2020 vs. PHI (L8-3)]
Most Runners Left On Base, Season .....	1223 [2009]
Most Runners Left On Base, 9-Innings Game .....	17 [June 2, 2004 at ATL (W8-4) and Apr. 20, 2014 vs. PHI (W3-2)]
Most Runners Left On Base, Extra-Innings .....	21 [May 8, 2016 at CHI (13 inn., L4-3)]
Most Pinch Hits, Season .....	67 [2006]
Most Pinch Hits, 9-inning Game .....	3 [MANY TIMES; last Sept. 19, 2012 vs. LAD (G2, L7-6)]
Most Pinch Hits, Game, Extra Innings .....	3 [June 9, 2006 vs. PHI (12 inn., W9-8)]

CATEGORY	CLUB PITCHING	RECORD
EARNED RUN AVERAGE		
Highest ERA, Season .....		5.03 [2006]; 5.09 [2020]
Lowest ERA, Season .....		3.03 [2014]
COMPLETE GAMES		
Most Complete Games, Season .....		6 [2009, 2013]
Fewest Complete Games, Season .....		0 [2007 and 2023]
Most Consecutive Complete Games.....		None
SHUTOUTS		
Most Shutouts, Season .....		19 [2014]
Fewest Shutouts, Season .....		3 [2006, 2009, 2020 and 2023]
Most Consecutive Shutouts .....		2 [MANY TIMES; last: May 2-3, 2015]
HITS ALLOWED		
Most Hits Allowed, Season .....		1535 [2006]
Most Hits Allowed, Game .....	22 [June 27, 2007 at ATL (L0-13), Sept. 26, 2014 vs. MIA (L7-15) and July 8, 2018 vs. MIA (L10-2)]	
Fewest Hits Allowed, Game .....	0 [THREE TIMES; last: Oct. 3, 2015 at NYM (W2-0)]	
Most Hits Allowed, Inning .....	9 [Oct. 1, 2006 vs. NYM (2nd inn., L2-6) and April 8, 2017 at PHI (1st inn., L17-3)]	
RUNS ALLOWED		
Most Runs Allowed, Season .....		874 [2009]
Most Runs Allowed, Game .....	18 [July 5, 2006 vs. FLA (L9-18) and Aug.3 at ARI (L18-7)]	
Fewest Runs Allowed, Season .....		555 [2014]; 301 [2020]
Most Runs Allowed, Inning .....		12 [April 8, 2017 at PHI (1st inn., L17-3)]
EARNED RUNS ALLOWED		
Most Earned Runs Allowed, Season.....		803 [2006]
Most Earned Runs Allowed, Game .....	21 [July 16, 2021 vs. SDP (L24-8)]	
Fewest Earned Runs Allowed, Season.....		495 [2014]
HOME RUNS ALLOWED		
Most Home Runs Allowed, Season.....		247 [2021]
Most Home Runs Allowed, Game .....	7 [Aug. 17, 2019 vs. MIL (14 inn., L15-14)]	
Fewest Home Runs Allowed, Season.....		110 [2014]; 94 [2020]
Most Home Runs Allowed, Inning .....		3 [MANY TIMES; last: Aug. 19, 2023 vs. PHI (L12-3)]
Most Home Runs Allowed, Consecutive Batters.....	3 [July 21, 2017 at ARI (1st inn., L6-5)]	
Most Home Runs Allowed, Month .....	49 [Aug., 2009]	
Most Consecutive Games Not Allowing Home Run .....	11 [Sept. 5-16, 2011]	
Most Grand Slams Allowed, Season.....		14 [2021]
HIT BATSMEN		
Most Hit Batsmen, Season .....		92 [2006]
Most Hit Batsmen, Game .....	5 [April 15, 2021 vs. ARI (L11-6)]	
Fewest Hit Batsmen, Season .....		42 [2007]; 22 [2020]
Most Hit Batsmen, Inning .....		2 [MANY TIMES; last: June 6, 2023 vs. ARI, 15th, (L10-5)]
WALKS		
Most Walks Issued, Season.....		629 [2009]
Most Walks Issued, Game .....	13 [Aug. 10, 2008 at MIL (13 inn., L4-5)]	
Fewest Walks Issued, Season.....		352 [2014]
Most Intentional Walks Issued, Season .....		93 [2006]
Most Intentional Walks Issued, Game .....	4 [Sept. 8, 2006 at COL (L8-11); April 3, 2008 at PHI (10 inn., L7-8); Aug. 25, 2021 at MIA (10 inn., L4-3)]	
STRIKEOUTS		
Most Strikeouts, Season.....		1511 [2019]
Most Strikeouts, 9-inning Game .....	20 [May 11, 2016 vs. DET (W3-2)]	
Most Strikeouts, Extra Innings .....	20 [Aug. 17, 2013 at ATL, (15 inn, W8-7), April 24, 2016 vs. MIN (16 inn., W6-5)]	
Most Consecutive Strikeouts .....		9 [Oct. 3, 2015 at NYM (W2-0)]



Most Strikeouts, Inning .....	4 [April 26, 2006 vs. CIN (8th inn., L5-0)]
Most Strikeouts, Game, Bullpen.....	19 [Aug. 17, 2013 at ATL (15 inn., W8-7)]

WILD PITCHES

Most Wild Pitches, Season.....	74 [2009]
Most Wild Pitches, Game .....	4 [six TIMES; last: Aug. 3, 2019 at ARI (L18-7)]
Most Wild Pitches, Inning .....	3 [MANY TIMES; last: Sept. 3, 2013 at PHI (6th inn., W9-6)]

RELIEF PITCHING

Most Relief Appearances, Season .....	588 [2007]
Most Relief Appearances, Game.....	9 [Sept. 3, 2014 at LAD (14 inn.) and Sept. 7, 2016 vs. ATL (11 inn.)]
Most Relief Innings, Season.....	638.0 [2022]
Most Relief Innings, Game.....	14.0 [Aug. 17, 2013 at ATL (15 inn., W8-7)]
Most Relief Wins, Season.....	34 [2023]
Lowest Relief ERA, Season .....	3.00 [2014]

SAVES

Most Saves, Season.....	51 [2005 and 2012]
Fewest Saves, Season.....	28 [2008]

PERSONNEL

Most Pitchers Used, Season.....	33 [2021]
Fewest Pitchers Used, Season.....	18 [2014]
Most Pitchers Used, 9-inning Game.....	9 [Sept. 18, 2007 vs. NYM (W9-8) and Sept. 25, 2016 at PIT (W10-7)]
Most Pitchers Used, Extra Innings.....	10 [Sept. 3, 2014 at LAD (14 inn., W8-5) and Sept. 7, 2016 vs. ATL (11 inn., W5-4)]

CATEGORY	CLUB FIELDING	RECORD
----------	---------------	--------

FIELDING PERCENTAGE

Highest Fielding Percentage, Season .....	.989 [2018]
Lowest Fielding Percentage, Season .....	.977 [2009]

ERRORS

Most Errors, Season .....	143 [2009]
Most Errors, Game.....	6 [Sept. 8, 2006 at COL (L11-8)]
Fewest Errors, Season .....	64 [2018]
Most Errors, Inning.....	3 [MANY TIMES; last May 23, 2015 vs. PHI (4th inn., L8-1)]
Most Errors, 9-inning Game, Both Clubs.....	8 [Sept. 8, 2006 at COL (L11-8)]
Most Errors, Extra Innings, Both Clubs .....	5 [Sept. 5, 2014 vs. PHI (11 inn., L9-8)]
Most Consecutive Errorless Games .....	13 [June 2-15, 2011 and June 25-July 9, 2014]
Most Consecutive Errorless Innings .....	130.2 [June 1-16, 2011]

DOUBLE PLAYS

Most Double Plays, Season.....	156 [2005]
Most Double Plays, Game .....	5 [June 6, 2009 vs. NYM (W7-1)]
Most Double Plays, 9-inning Game, Both Clubs .....	7 [MANY TIMES; last: June 27, 2012, WSH (4) at COL (3), W11-5]
Most Double Plays, Extra Inning Game, Both Clubs .....	5 [MANY TIMES; last: April 21, 2015, WSH (3) vs. STL (2) - 10 inn., W2-1]

OUTFIELD ASSISTS

Most Outfield Assists, Season .....	38 [2011]
Most Outfield Assists, Game.....	3 [July 24, 2023 vs. COL (L10-6)]

CATEGORY	INDIVIDUAL BATTING	RECORD
----------	--------------------	--------

GAMES PLAYED

Most Games Played, Career.....	1799 [Ryan Zimmerman]
Most Games Played, Season.....	162 [Ryan Zimmerman, 2007 and Trea Turner, 2018]
Most Consecutive Games Played.....	205 [Ryan Zimmerman, Sept. 19, 2006-May 3, 2008]
Most Consecutive Games Started (DH Included) .....	205 [Ryan Zimmerman, Sept. 19, 2006-May 3, 2008]

## RUNS SCORED

Most Runs Scored, Career.....	963 [Ryan Zimmerman]
Most Runs Scored, Season.....	119 [Alfonso Soriano, 2006]
Most Runs Scored, Game.....	5 [FOUR TIMES; last: Anthony Rendon, April 30, 2017 vs. NYM (W23-5)]

## BATTING AVERAGE, ON-BASE, SLUGGING PERCENTAGES

Highest Batting Average, Career (Min. 500 Games).....	.300 [Trea Turner]
Highest Batting Average, Season.....	.351 [Juan Soto, 2020]; .347 [Daniel Murphy, 2016]
Highest On-Base Percentage, Career (Min. 500 Games).....	.388 [Bryce Harper]
Highest On-Base Percentage, Season.....	.490 [Juan Soto, 2020]; .465 [Juan Soto, 2021]
Highest Slugging Percentage, Career (Min. 500 Games).....	.512 [Bryce Harper]
Highest Slugging Percentage, Season.....	.695 [Juan Soto, 2020]; .649 [Bryce Harper, 2015]

## AT-BATS, PLATE APPEARANCES

Most At-Bats, Career.....	6654 [Ryan Zimmerman]
Most At-Bats, Season.....	664 [Trea Turner, 2018]
Most At-Bats, 9-Inning Game.....	7 [Juan Soto, July 31, 2018 vs. NYM (W25-4); Josh Harrison, May 14, 2021 at ARI (W17-2)]
Most At-Bats, Game, Extra-Innings.....	8 [SEVEN TIMES; last: Adam Eaton, Aug. 17, 2019 vs. MIL (14 inn., L15-14)]
Most Plate Appearances, Career.....	7402 [Ryan Zimmerman]
Most Plate Appearances, Season.....	740 [Trea Turner, 2018]
Most Plate Appearances, 9-Inning Game.....	7 [Rendon/Soto/Turner/Zimmerman, July 31, 2018 vs. NYM (W25-4); Schwarber, May 14, 2021 at ARI (W17-2)]
Most Plate Appearances, Game, Extra-Innings.....	8 [MANY TIMES; last: Cabrera/Eaton/Rendon/Soto/Turner, Aug. 17, 2019 vs. MIL (14 inn., L15-14)]
Most Plate Appearances, Inning.....	2 [MANY TIMES; last: Josh Harrison, June 23, 2021 at PHI (5th inn., W13-12)]
Most Consecutive Plate Appearances Reaching Base Safely.....	12 [Juan Soto, Sept. 21-24, 2021]

## HITS

Most Hits, Career.....	1846 [Ryan Zimmerman]
Most Hits, Season.....	184 [Denard Span, 2014 and Daniel Murphy, 2016]
Most Hits, 9-inning Game.....	6 [Anthony Rendon, April 30, 2017 vs. NYM (W23-5) and Luis Garcia, May 26, 2023 at KCR (W12-10)]
Most Hits, Game, Extra Innings.....	5 [Elijah Dukes, June 20, 2008 vs. TEX (14 inn., W4-3)]
Most Hits, Inning.....	2 [MANY TIMES; last: CJ Abrams, June 14, 2024 vs. MIA (W8-1)]
Most Hits, Month.....	47 [Daniel Murphy, May 2016]
Most Hits, Month, March/April.....	37 [Ryan Zimmerman, 2017]
Most Hits, Month, May.....	47 [Daniel Murphy, 2016]
Most Hits, Month, June.....	40 [Dmitri Young, 2007 and Cristian Guzman, 2008]
Most Hits, Month, July.....	40 [Nyjer Morgan, 2009]
Most Hits, Month, Aug.....	45 [Trea Turner, 2016]
Most Hits, Month, Sept./Oct.....	41 [Trea Turner, 2016]
Most Consecutive Plate Appearances With a Hit.....	8 [Dmitri Young, May 31-June 1, 2007 and Trea Turner, Aug. 23-24, 2016]

## HITTING, HOME RUN STREAKS

Longest Consecutive-Game Hitting Streak.....	30 [Ryan Zimmerman, April 8-May 13, 2009]
Longest Consecutive-Game Home Run Streak.....	4 [FIVE TIMES; last: Lane Thomas, Sept. 1-9, 2023]

## MULTI-HIT GAMES

Most Multi-Hit Games, Career.....	491 [Ryan Zimmerman]
Most Multi-Hit Games, Season.....	58 [Denard Span, 2014]
Most Consecutive Multi-Hit Games.....	8 [Cristian Guzman, Aug. 26-Sept. 3, 2008]
Most Multi-Hit Games, Month.....	15 [Daniel Murphy, May 2016, Trea Turner, Aug. 2016]

## EXTRA-BASE HITS

Most Extra-Base Hits, Career.....	723 [Ryan Zimmerman]
Most Extra-Base Hits, Season.....	89 [Alfonso Soriano, 2006]
Most Extra-Base Hits, Game.....	4 [MANY TIMES; last: Asdrubal Cabrera, Aug. 10, 2020 at NYM (W16-4)]
Most Extra-Base Hits, Month.....	21 [Alfonso Soriano, July, 2006]

## SINGLES

Most Singles, Career.....	1123 [Ryan Zimmerman]
Most Singles, Season.....	134 [Cristian Guzman, 2008]
Most Singles, Game.....	5 [MANY TIMES; last: Trea Turner, June 24, 2017 vs. CIN (W18-3)]

## DOUBLES

Most Doubles, Career.....	417 [Ryan Zimmerman]
Most Doubles, Season.....	47 [Ryan Zimmerman, 2006 and Daniel Murphy, 2016]
Most Doubles, Game.....	3 [MANY TIMES; last: Andrés Chaparro, Aug. 13, 2024 at BAL (W9-3)]

## TRIPLES

Most Triples, Career.....	32 [Trea Turner]
Most Triples, Season.....	11 [Denard Span, 2013]
Most Triples, Game.....	2 [MANY TIMES; last: CJ Abrams, April 7, 2023 at COL (W10-5)]

## HOME RUNS

Most Home Runs, Career.....	284 [Ryan Zimmerman]
Most Home Runs, Career, Left-Handed Hitter.....	184 [Bryce Harper]
Most Home Runs, Career, Right-Handed Hitter.....	284 [Ryan Zimmerman]
Most Home Runs, Career, Switch Hitter.....	92 [Danny Espinosa]

Most Home Runs, Season.....	46 [Alfonso Soriano, 2006]
Most Home Runs, Season, Home.....	24 [Alfonso Soriano, 2006]
Most Home Runs, Season, Road.....	22 [Alfonso Soriano, 2006]
Most Home Runs, Season, Off One Club.....	8 [Bryce Harper vs. PHI, 2015]
Most Home Runs, Season, Left-Handed Hitter.....	42 [Bryce Harper, 2015]
Most Home Runs, Season, Right-Handed Hitter.....	46 [Alfonso Soriano, 2006]
Most Home Runs, Season, Switch Hitter.....	24 [Danny Espinosa, 2016]

Most Home Runs, Season, As 1B.....	38 [Adam Dunn, 2010]
Most Home Runs, Season, As 2B.....	23 [Daniel Murphy, 2017]
Most Home Runs, Season, As 3B.....	34 [Anthony Rendon, 2019]
Most Home Runs, Season, As SS.....	25 [Ian Desmond, 2012]
Most Home Runs, Season, As OF.....	46 [Alfonso Soriano, 2006]
Most Home Runs, Season, As C.....	22 [Wilson Ramos, 2016]
Most Home Runs, Season, As P.....	2 [Livan Hernandez, 2005 and Stephen Strasburg, 2017]

Most Home Runs, Season, Single Month.....	16 [Kyle Schwarber, June 2021]
Most Home Runs, Month, March/April.....	11 [Ryan Zimmerman, 2017]
Most Home Runs, Month, May.....	13 [Bryce Harper, 2015]
Most Home Runs, Month, June.....	16 [Kyle Schwarber, 2021]
Most Home Runs, Month, July.....	10 [Ryan Zimmerman, 2012]
Most Home Runs, Month, Aug.....	11 [Alfonso Soriano, 2006]
Most Home Runs, Month, Sept./Oct.....	11 [Ryan Zimmerman, 2013 and Bryce Harper, 2015]

Most Home Runs, Pre All-Star Break.....	27 [Alfonso Soriano, 2006]
Most Home Runs, Post All-Star Break.....	19 [Alfonso Soriano, 2006, Ryan Zimmerman, 2009 and Juan Soto 2019]

Most Home Runs, Game.....	3 [MANY TIMES; last: Lane Thomas, June 3, 2022 at CIN (W8-5)]
---------------------------	---------------------------------------------------------------

Most First-Inning Lead-Off Home Runs, Career.....	12 [Trea Turner]
Most First-Inning Lead-Off Home Runs, Season.....	9 [Alfonso Soriano, 2006]

Most Multi-Homer Games, Career.....	27 [Ryan Zimmerman]
Most Multi-Homer Games, Season.....	7 [Ryan Zimmerman, 2017]
Most Consecutive Multi-Homer Games.....	2 [THREE TIMES; last: Kyle Schwarber June 19-20, 2021]

Most Consecutive Plate Appearances with Home Run.....	3 [MANY TIMES; last: Lane Thomas, June 3, 2022]
Most Consecutive At-Bats with Home Run.....	3 [MANY TIMES; last: Lane Thomas, June 3, 2022]
Most Grand Slams, Career.....	6 [Ryan Zimmerman]
Most Grand Slams, Season.....	2 [MANY TIMES; last: Stone Garrett, 2023]
Most Grand Slams, Game.....	2 [Josh Willingham, July 27, 2009 at MIL (W14-6)]

## RBI

Most RBI, Career.....	1061 [Ryan Zimmerman]
Most RBI, Career, Left-Handed Hitter.....	521 [Bryce Harper]
Most RBI, Career, Right-Handed Hitter.....	1061 [Ryan Zimmerman]
Most RBI, Career, Switch Hitter.....	285 [Danny Espinosa]

Most RBI, Season.....	126 [Anthony Rendon, 2019]
Most RBI, Season, Home.....	73 [Anthony Rendon, 2019]
Most RBI, Season, Road.....	59 [Michael Morse, 2011]
Most RBI, Season, Off One Club.....	22 [Ryan Zimmerman vs. PHI, 2006]
Most RBI, Season, Left-Handed Hitter.....	110 [Juan Soto, 2019]
Most RBI, Season, Right-Handed Hitter.....	126 [Anthony Rendon, 2019]
Most RBI, Season, Switch Hitter.....	74 [Dmitri Young, 2007]
Most RBI, Season, As 1B.....	102 [Adam Dunn, 2010 and Ryan Zimmerman, 2017]
Most RBI, Season, As 2B.....	93 [Daniel Murphy, 2017]
Most RBI, Season, As 3B.....	126 [Anthony Rendon, 2019]
Most RBI, Season, As SS.....	91 [Ian Desmond, 2014]
Most RBI, Season, As OF.....	110 [Juan Soto, 2019]
Most RBI, Season, As C.....	79 [Wilson Ramos, 2016]
Most RBI, Season, As P.....	12 [Max Scherzer, 2016]
Most RBI, Single Month, Season.....	30 [Kyle Schwarber, June 2021]
Most RBI, March/April, Season.....	29 [Ryan Zimmerman, 2017]
Most RBI, May, Season.....	28 [Bryce Harper, 2015]
Most RBI, June, Season.....	30 [Kyle Schwarber, June 2021]
Most RBI, July, Season.....	24 [Ryan Zimmerman, 2012 and Jayson Werth, 2014]
Most RBI, Aug., Season.....	29 [Anthony Rendon, 2019]
Most RBI, Sept./Oct., Season.....	28 [Ryan Zimmerman 2012, Wilson Ramos 2013 and Anthony Rendon 2018 ]
Most RBI, Pre All-Star Break.....	66 [Daniel Murphy, 2016]
Most RBI, Post All-Star Break.....	64 [Anthony Rendon, 2019]
Most RBI, Game.....	10 [Anthony Rendon, April 30, 2017 vs. NYM (W23-5) and Mark Reynolds, July 7, 2018 vs. MIA (W18-4)]
Most Consecutive Games with RBI.....	9 [Ryan Zimmerman, Sept. 3-12, 2012]
Most RBI, Inning.....	4 [MANY TIMES; last: Lane Thomas, Sept. 20, 2023 at CWS, B3rd (W13-3)]
Most Multi-RBI Games, Career.....	244 [Ryan Zimmerman]
Most Multi-RBI Games, Season.....	38 [Anthony Rendon, 2019]

## WALKS/STRIKEOUTS

Most Walks, Career.....	646 [Ryan Zimmerman]
Most Walks, Season.....	145 [Juan Soto, 2021]
Most Walks, 9-inning Game.....	5 [Bryce Harper, Sept. 18, 2018 vs. MIA (W4-2)]
Most Walks, Game, Extra Innings.....	6 [Bryce Harper, May 8, 2016 at CHI (13 inn., L4-3)]
Most Intentional Walks, Career.....	70 [Bryce Harper]
Most Intentional Walks, Season.....	23 [Juan Soto, 2021]
Most Intentional Walks, 9-inning Game.....	2 [MANY TIMES; last: Juan Soto, Aug. 1, 2021 vs. CHI (W6-5)]
Most Intentional Walks, Game, Extra Innings.....	3 [Bryce Harper, May 8, 2016 at CHI (13 inn., L4-3)]
Most Strikeouts, Career.....	1384 [Ryan Zimmerman]
Most Strikeouts, Season.....	199 [Adam Dunn, 2010]
Fewest Strikeouts, Season (Min. 502 Plate Appearances).....	48 [Jose Vidro, 2006]
Most Strikeouts, Game.....	5 [MANY TIMES; last: Trea Turner, June 2, 2018 vs. ATL (W5-3)]

## STOLEN BASES

Most Stolen Bases, Career.....	192 [Trea Turner]
Most Stolen Bases, Season.....	47 [CJ Abrams, 2023]
Most Stolen Bases, Game.....	4 [FOUR TIMES; last: Lane Thomas, July 23, 2023 vs. SFG (W6-1)]
Most Stolen Bases, Inning.....	2 [MANY TIMES; last: Jacob Young, Sept. 10, 2023 vs. LAD (B5th inn., L7-3)]
Most Consecutive Stolen Bases Without Being Thrown Out.....	25 [CJ Abrams, May 5, 2023-Aug. 11, 2023]
Most Consecutive Games With At Least One Stolen Base.....	5 [CJ Abrams July 6-July 14, 2023]
Most Times Caught Stealing, Career.....	37 [Ian Desmond and Trea Turner]
Most Times Caught Stealing, Season.....	17 [Alfonso Soriano, 2006 and Nyjer Morgan, 2010]
Most Times Caught Stealing, Game.....	2 [MANY TIMES; last: Ildemaro Vargas, April 19, 2024 vs. HOU (L5-3)]



MISCELLANEOUS

Most Total Bases, Career .....	3159 [Ryan Zimmerman]
Most Total Bases, Season .....	362 [Alfonso Soriano, 2006]
Most Total Bases, Game .....	16 [Anthony Rendon, April 30, 2017 vs. NYM (W23-5)]
Most Times Hit By Pitch, Career .....	73 [Danny Espinosa]
Most Times Hit By Pitch, Season .....	25 [Victor Robles, 2019]
Most Times Hit By Pitch, Game .....	2 [MANY TIMES; last: CJ Abrams, July 9, 2024 at NYM (L7-5)]
Most Sacrifice Flies, Career .....	67 [Ryan Zimmerman]
Most Sacrifice Flies, Season .....	10 [Ryan Zimmerman, 2015 and Bryce Harper, 2016]
Most Sacrifice Flies, Game .....	2 [MANY TIMES; last: Ildemaro Vargas, June 13, 2024 at DET (L7-2)]
Most Sacrifice Bunts, Career .....	55 [Stephen Strasburg]
Most Sacrifice Bunts, Season .....	15 [Nyjer Morgan, 2010 and Livan Hernandez, 2011]
Most Sacrifice Bunts, Game .....	3 [Gio Gonzalez, May 2, 2015 at NYM (W1-0)]
Most GDP, Career .....	212 [Ryan Zimmerman]
Most GDP, Season .....	26 [Ryan Zimmerman, 2007]
Most GDP, 9-inning Game .....	3 [Ryan Zimmerman, June 21, 2011 vs. SEA (W6-5)]
Most GDP, Game, Extra Innings .....	2 [MANY TIMES; last Gerardo Parra, July 31, 2019 vs. ATL (10 inn., L5-4)]
Most Pinch-Hit Appearances, Career .....	125 [Chad Tracy]
Most Pinch-Hit Appearances, Season .....	71 [Chad Tracy, 2013]
Most Pinch Hits, Career .....	23 [Chad Tracy]
Most Pinch Hits, Season .....	16 [Adam Lind, 2017]
Highest Pinch-Hit Batting Average, Career (50 Pinch-Hit AB Min.) .....	292 [Andrew Stevenson]
Highest Pinch-Hit Batting Average, Season (10 Pinch-Hit AB Minimum) .....	421 [Andrew Stevenson, 2019]
Most Pinch-Hit Home Runs, Career .....	4 [Adam Lind]
Most Pinch-Hit Home Runs, Season .....	4 [Adam Lind, 2017]
Most Pinch-Hit RBI, Career .....	16 [Chad Tracy]
Most Pinch-Hit RBI, Season .....	13 [Adam Lind, 2017]
Most Hits By A Pitcher, Career .....	67 [Stephen Strasburg]
Most Hits By A Pitcher, Season .....	20 [Livan Hernandez, 2005]
Most Home Runs By A Pitcher, Career .....	4 [Livan Hernandez and Stephen Strasburg]
Most Home Runs By A Pitcher, Season .....	2 [Livan Hernandez, 2005 and Stephen Strasburg, 2017]
Most Hits By A Pitcher, Game .....	3 [MANY TIMES; last: Stephen Strasburg, July 18, 2019 at ATL (W14-3)]
Most RBI By A Pitcher, Game .....	5 [Stephen Strasburg, July 18, 2019 at ATL (W14-3)]

ROOKIES

Highest Batting Average, Season (Min. 300 At-Bats) .....	342 [Trea Turner, 2016]
Highest On-Base Percentage, Season (Min. 300 At-Bats) .....	406 [Juan Soto, 2018]
Highest Slugging Percentage, Season (Min. 300 At-Bats) .....	567 [Trea Turner, 2016]
Most Games, Season .....	158 [Danny Espinosa, 2011]
Most At-Bats, Season .....	614 [Ryan Zimmerman, 2006]
Most Runs, Season .....	98 [Bryce Harper, 2012]
Most Hits, Season .....	176 [Ryan Zimmerman, 2006]
Most Home Runs, Season .....	22 [Bryce Harper, 2012 and Juan Soto, 2018]
Most RBI, Season .....	110 [Ryan Zimmerman, 2006]
Most Stolen Bases, Season .....	33 [Trea Turner, 2016 and Jacob Young 2024]
Longest Consecutive-Game Hitting Streak .....	17 [Ryan Zimmerman, June 28-July 18, 2006]

CATEGORY	INDIVIDUAL PITCHING	RECORD
GAMES		
Most Appearances, Career .....	414 [Tyler Clippard]	
Most Appearances, Season .....	88 [Jon Rauch, 2007]	
GAMES STARTED		
Most Starts, Career .....	246 [Stephen Strasburg]	
Most Starts, Season .....	35 [Livan Hernandez, 2005]	
INNINGS		
Most Innings Pitched, Career .....	1465.1 [Stephen Strasburg]	
Most Innings Pitched, Season, Starter .....	246.1 [Livan Hernandez, 2005]	
Most Innings Pitched, Season, Reliever .....	93.0 [Saul Rivera, 2007]	
Most Innings Pitched, Game, Starter .....	9.0 [MANY TIMES; last: Max Scherzer, May 2, 2021 vs. MIA (W3-1)]	
Most Innings Pitched, Game, Reliever .....	6.0 [Ross Ohlendorf, July 21, 2013 vs. LAD (L9-2)]	
WINS		
Most Wins, Career .....	113 [Stephen Strasburg]	
Most Wins, Season .....	21 [Gio Gonzalez, 2012]	
Most Wins, Season, Home .....	12 [Jordan Zimmermann, 2013]	
Most Wins, Season, Road .....	12 [Gio Gonzalez, 2012 and Max Scherzer, 2016]	
Highest Winning Percentage, Career (Min. 100 Decisions) .....	.662 [Max Scherzer, 92-47]	
Highest Winning Percentage, Season (Min. 15 Decisions) .....	.789 [Stephen Strasburg, 15-4, 2016 and 2017]	
Most Wins, Pre All-Star Break .....	12 [FIVE TIMES; last: Max Scherzer, 2018]	
Most Wins, Post All-Star Break .....	10 [Max Scherzer, 2016]	
Most Relief Wins, Career .....	33 [Tyler Clippard]	
Most Relief Wins, Season .....	11 [Tyler Clippard, 2010]	
Most Consecutive Wins, Starter [when rec. the decision] .....	16 [Stephen Strasburg, Sept. 15, 2015-July 15, 2016]	
Most Consecutive Wins, Reliever .....	8 [Tyler Clippard, Sept. 29, 2009-May 9, 2010]	
LOSSES		
Most Losses, Career .....	65 [Gio Gonzalez]	
Most Losses, Season .....	19 [Patrick Corbin, 2022]	
Most Relief Losses, Career .....	23 [Tyler Clippard]	
Most Relief Losses, Season .....	9 [Wander Suero, 2019]	
Most Consecutive Losses, Starter .....	8 [Dan Haren, May 14-July 22, 2013]	
Most Consecutive Losses, Reliever .....	8 [Sean Burnett, Aug. 18, 2009-Aug. 18, 2010]	
ERA		
Lowest ERA, Career (Min. 500 IP) .....	2.80 [Max Scherzer]	
Lowest ERA, Season (among those qualified) .....	2.41 [Doug Fister, 2014]	
COMPLETE GAMES		
Most Complete Games, Career .....	11 [Max Scherzer]	
Most Complete Games, Season .....	4 [Jordan Zimmermann, 2013 and Max Scherzer, 2015]	
Most Consecutive Complete Games .....	2 [Jordan Zimmermann, June 8-13, 2014 and Max Scherzer, June 14-20, 2015]	
SHUTOUTS		
Most Shutouts, Career .....	4 [Jordan Zimmermann and Max Scherzer]	
Most Shutouts, Season .....	3 [Max Scherzer, 2015]	
Most Consecutive Shutouts .....	2 [Max Scherzer, June 14-20, 2015]	
NO-HITTERS		
Most No-Hitters, Career .....	2 [Max Scherzer, June 20, 2015 vs. PIT and Oct. 3, 2015 at NYM]	
PERFECT GAME		
Most Perfect Games, Career .....	None	

## CONSECUTIVE SCORELESS INNINGS

Most Consecutive Scoreless Innings .....	35.0 [Stephen Strasburg, Aug. 19-Sept. 17, 2017]
Most Consecutive Scoreless Innings, Starter .....	35.0 [Stephen Strasburg, Aug. 19-Sept. 17, 2017]
Most Consecutive Scoreless Innings, Reliever .....	22.2 [Sean Burnett, Aug. 26, 2010-April 12, 2011]

## HITS ALLOWED

Most Hits Allowed, Career .....	1209 [Stephen Strasburg]
Most Hits Allowed, Season .....	268 [Livan Hernandez, 2005]
Most Hits Allowed, Game .....	14 [Patrick Corbin, Sept. 19, 2020 at MIA (L7-3)]

## RUNS ALLOWED

Most Runs Allowed, Career .....	575 [Stephen Strasburg]
Most Runs Allowed, Season .....	127 [Ramon Ortiz, 2006]
Most Runs Allowed, Game .....	11 [Patrick Corbin, July 30, 2024 at ARI (L17-0)]

## EARNED RUNS ALLOWED

Most Earned Runs Allowed, Career .....	523 [Stephen Strasburg]
Most Earned Runs Allowed, Season .....	118 [Ramon Ortiz, 2006]
Most Earned Runs Allowed, Game .....	10 [SIX TIMES; last: Patrick Corbin, July 30, 2024 at ARI (L17-0)]

## HOME RUNS ALLOWED

Most Home Runs Allowed, Career .....	144 [Stephen Strasburg]
Most Home Runs Allowed, Season .....	38 [Josiah Gray, 2022]
Most Home Runs Allowed, Game .....	5 [Tommy Romero, Oct. 1, 2022 vs. PHI (L8-2)]
Most Home Runs Allowed, Inning .....	3 [MANY TIMES; last: Cory Abbott, Aug. 19, 2023 vs. PHI (L12-3)]

## HIT BATSMEN

Most Hit Batsmen, Career .....	52 [Stephen Strasburg]
Most Hit Batsmen, Season .....	18 [Ramon Ortiz, 2006]
Most Hit Batsmen, Game .....	4 [Livan Hernandez, July 20, 2005 vs. COL (L3-2)]

## WALKS

Most Walks, Career .....	485 [Gio Gonzalez]
Most Walks, Season .....	84 [Livan Hernandez, 2005]
Fewest Walks, Season (Min. 162 Innings) .....	24 [Doug Fister, 2014]
Most Walks, Game .....	7 [MANY TIMES; last: Jefry Rodriguez, Sept. 2, 2018 vs. MIL (L9-4)]

## STRIKEOUTS

Most Strikeouts, Career .....	1718 [Stephen Strasburg]
Most Strikeouts, Career, Left-Handed Pitcher .....	1215 [Gio Gonzalez]
Most Strikeouts, Career, Right-Handed Pitcher .....	1718 [Stephen Strasburg]
Most Strikeouts, Career, Starter .....	1718 [Stephen Strasburg]
Most Strikeouts, Career, Reliever .....	522 [Tyler Clippard]
Most Strikeouts, Season .....	300 [Max Scherzer, 2018]
Most Strikeouts, Season, Left-Handed Pitcher .....	238 [Patrick Corbin, 2019]
Most Strikeouts, Season, Right-Handed Pitcher .....	300 [Max Scherzer, 2018]
Most Strikeouts, Season, Starter .....	300 [Max Scherzer, 2018]
Most Strikeouts, Season, Reliever .....	112 [Tyler Clippard, 2010]
Most Strikeouts, Game .....	20 [Max Scherzer, May 11, 2016 vs. DET (W3-2)]
Most Strikeouts, Game, Left-Handed Pitcher .....	12 [THREE TIMES; last: Patrick Corbin, June 28, 2022 vs. PIT]
Most Strikeouts, Game, Right-Handed Pitcher .....	20 [Max Scherzer, May 11, 2016 vs. DET (W3-2)]
Most Strikeouts, Game, Starter .....	20 [Max Scherzer, May 11, 2016 vs. DET (W3-2)]
Most Strikeouts, Game, Reliever .....	8 [Cory Abbott, Sept. 21, 2023 vs. ATL (L10-3)]
Most Strikeouts, Inning .....	4 [Jon Rauch, April 26, 2006 vs. CIN, 8th inn., (L5-0)]
Most Consecutive Strikeouts .....	9 [Max Scherzer, Oct. 3, 2015 at NYM (W2-0)]

## WILD PITCHES

Most Wild Pitches, Career .....	43 [Stephen Strasburg]
Most Wild Pitches, Season .....	14 [Henry Rodriguez, 2011]
Most Wild Pitches, Game .....	4 [Daniel Cabrera, April 30, 2009 vs. STL (L9-4)]

## SAVES

Most Saves, Career .....	113 [Chad Cordero]
Most Saves, Season .....	47 [Chad Cordero, 2005]
Most Saves, Pre All-Star Break .....	31 [Chad Cordero, 2005]
Most Saves, Post All-Star Break .....	22 [Chad Cordero, 2007]
Most Consecutive Appearances Earning a Save .....	15 [Chad Cordero, June 5-July 2, 2005]
Most Consecutive Team Games Earning a Save .....	4 [Mike MacDougal, Aug. 2-5, 2009 and Drew Storen, June 10-14, 2011]
Most Consecutive Successfully Converted Save Opportunities .....	26 [Chad Cordero, April 26-July 2, 2005]

## BALKS

Most Balks, Career .....	5 [Aníbal Sánchez]
Most Balks, Season .....	3 [Ramon Ortiz, 2006, Yunesky Maya, 2010, Stephen Strasburg, 2013 and Anibal Sánchez, 2019]
Most Balks, Game .....	2 [THREE TIMES; last: Stephen Strasburg, Sept. 8, 2013 at MIA (W6-4)]

## ROOKIES

Most Games .....	79 [Gary Majewski, 2005]
Most Starts .....	31 [Matt Chico, 2007 and John Lannan, 2008]
Most Innings Pitched .....	182.0 [John Lannan, 2008]
Most Wins .....	9 [John Lannan, 2008]
Lowest ERA (Minimum 100.0 Innings) .....	3.91 [John Lannan, 2008]
Most Complete Games .....	1 [Ross Detwiler, Shairon Martis, Craig Stammen, 2009]
Most Shutouts .....	None
Most Saves .....	8 [Koda Glover, 2017]
Most Strikeouts .....	133 [Mitchell Parker, 2021]

## CATEGORY

## INDIVIDUAL FIELDING

## RECORD

## FIELDING PERCENTAGE

Highest Fielding Percentage, Career (Minimum 250 games)

1B .....	.994 [Adam LaRoche]
2B .....	.989 [Danny Espinosa]
3B .....	.971 [Anthony Rendon]
SS .....	.973 [Trea Turner]
OF .....	.995 [Denard Span]
C .....	.994 [Wilson Ramos]
P .....	.987 [Sean Burnett]

Highest Fielding Percentage, Season (Among those who qualified)

1B .....	.996 [Nick Johnson, 2005 and Ryan Zimmerman, 2016]
2B .....	.992 [Wilmer Difo, 2018]
3B .....	.981 [Anthony Rendon, 2018]
SS .....	.980 [Trea Turner, 2018]
OF .....	1.000 [Denard Span, 2013, Victor Robles and Juan Soto, 2020]
C .....	1.000 [Kurt Suzuki, 2020]
P .....	1.000 [MANY TIMES; last: Erick Fedde, 2021]

## PUTOUTS

Most Putouts, Career

1B .....	3904 [Adam LaRoche]
2B .....	943 [Danny Espinosa]
3B .....	853 [Ryan Zimmerman]
SS .....	1318 [Ian Desmond]
OF .....	1690 [Bryce Harper]
C .....	4308 [Wilson Ramos]
P .....	96 [Stephen Strasburg]

Most Putouts, Season

1B .....	1260 [Adam LaRoche, 2012]
2B .....	305 [Danny Espinosa, 2011]
3B .....	152 [Ryan Zimmerman, 2006]
SS .....	234 [Ian Desmond, 2013]
OF .....	380 [Austin Kearns, 2007]
C .....	1094 [Wilson Ramos, 2016]
P .....	21 [Stephen Strasburg, 2019]



ASSISTS

Most Assists, Career	
1B .....	301 [Adam LaRoche]
2B .....	1457 [Danny Espinosa]
3B .....	2181 [Ryan Zimmerman]
SS .....	2447 [Ian Desmond]
OF .....	53 [Bryce Harper]
C .....	305 [Wilson Ramos]
P .....	158 [Gio Gonzalez]
Most Assists, Season	
1B .....	100 [Adam LaRoche, 2012]
2B .....	464 [Danny Espinosa, 2011]
3B .....	348 [Ryan Zimmerman, 2007]
SS .....	446 [Ian Desmond, 2013]
OF .....	22 [Alfonso Soriano, 2006]
C .....	77 [Wilson Ramos, 2015]
P .....	45 [Livan Hernandez, 2005]

ERRORS

Most Errors, Career	
1B .....	27 [Nick Johnson]
2B .....	27 [Danny Espinosa]
3B .....	137 [Ryan Zimmerman]
SS .....	147 [Ian Desmond]
OF .....	31 [Bryce Harper]
C .....	28 [Wilson Ramos]
P .....	11 [Stephen Strasburg]
Most Errors, Season	
1B .....	15 [Nick Johnson, 2006]
2B .....	14 [Danny Espinosa, 2011]
3B .....	23 [Ryan Zimmerman, 2007]
SS .....	34 [Ian Desmond, 2010]
OF .....	11 [Alfonso Soriano, 2006]
C .....	8 [Wilson Ramos, 2013 and Matt Wieters, 2017]
P .....	4 [Craig Stammen, 2010, Ross Ohlendorf, 2013, Stephen Strasburg, 2014 and Anibal Sánchez [2019]
Most Errors, Game	
1B .....	3 [Michael Morse, July 15, 2011 at ATL (L1-11)]
2B .....	2 [SEVEN TIMES; last Starlin Castro, July 28, 2020 vs. TOR (L1-5)]
3B .....	3 [THREE TIMES; last: Maikel Franco, April 17, 2022 vs. PIT, (L5-3)]
SS .....	3 [Ian Desmond, June 2, 2010 at HOU (L1-5) and CJ Abrams, March 30, 2023 vs. ATL (L7-2)]
OF .....	2 [SIX TIMES; last: Lane Thomas, Sept. 14, 2023 at PIT (L2-0)]
C .....	2 [FIVE TIMES; last: Kurt Suzuki, May 6, 2019 at MIL (L3-5)]
P .....	2 [FOUR TIMES; last: Paolo Espino, Sept. 21, 2022 at ATL (W3-2)]

LAST TRADE LIST

LIST OF MOST-RECENT TRADES INVOLVING EACH OF THE OTHER 29 BALLCLUBS (AS OF 1/1/25)

DIVISION / TEAM	DATE	NATIONALS RECEIVED	NATIONALS DEALT
<b>NL East</b>			
ATL	8/1/2022	OF Trey Harris	INF Ehre Adrianza
MIA	10/10/2018	RHP Kyle Barraclough	International Slot Value
NYM	7/28/2024	RHP Tyler Stuart	OF Jesse Winker
PHI	7/28/2017	INF/OF Howie Kendrick	LHP McKenzie Mills
<b>NL Central</b>			
CHI	7/31/2023	LHP DJ Herz, INF Kevin Made	INF Jeimer Candelario
CIN	12/12/2018	RHP Tanner Rainey	RHP Tanner Roark
MIL	7/13/2021	Cash Considerations	LHP Kyle Lobstein
PIT	12/24/2020	1B Josh Bell	RHP Wil Crowe, RHP Eddy Yean
STL	7/30/2021	OF Lane Thomas	LHP Jon Lester
<b>NL West</b>			
ARI	7/30/2024	INF Andrés Chaparro	RHP Dylan Floro
COL	7/31/2009	RHP Ryan Mattheus, RHP Robinson Fabian	RHP Joe Beimel
LAD	7/30/2021	RHP Gerardo Carrillo, OF Donovan Casey, RHP Josiah Gray, C Keibert Ruiz	RHP Max Scherzer, SS Tre Turner
SDP	8/2/2022	INF CJ Abrams, LHP Mackenzie Gore, OF Robert Hassell III, OF James Wood, RHP Jarlin Susana, INF Luke Voit	OF Juan Soto, 1B Josh Bell
SFG	2/13/2019	Cash Considerations	RHP Trevor Gott
<b>AL East</b>			
BAL	10/3/2001*	Conditional Deal	OF Tim Raines
BOS	7/29/2021	RHP Aldo Ramirez	OF Kyle Schwarber
NYN	4/23/2018	Cash Considerations	RHP A.J. Cole
TBR	2/7/2017	LHP Enny Romero	RHP Jeffrey Rosa
TOR	7/29/2021	C Riley Adams	LHP Brad Hand
<b>AL Central</b>			
CLE	7/29/2024	LHP Alex Clemmey, SS Rafael Ramirez Jr., SS José Tená	OF Lane Thomas
CWS	5/26/2017	OF Ryan Raburn	PTBN or Cash Considerations (Cash)
DET	12/2/2013	RHP Doug Fister	INF Steve Lombardozzi, LHP Ian Krol, LHP Robbie Ray
KCR	7/14/2024	3B Cayden Wallace, 2024 CBA Pick	RHP Hunter Harvey
MIN	1/10/2023	RHP Cristian Jimenez	RHP A.J. Alexy
<b>AL West</b>			
HOU	3/26/2007	INF Wade Robinson	C Danny Ardoín
LAA	12/10/2016	RHP Austin Adams, RHP Kyle McGowin	INF Danny Espinosa
OAK	7/30/2019	RHP Richard Guash, C Drew Millas, RHP Seth Shuman	C Yan Gomes, INF Josh Harrison
SEA	12/8/2022	INF Frankie Tostado	Cash Considerations (Cash)
TEX	12/12/2014	INF Chris Bostick, RHP Abel De Los Santos	LHP Ross Detwiler

CHRONOLOGICAL LIST OF NATIONALS EJECTIONS (2005-24)

DATE	NATIONAL EJECTED	OPPONENT	DATE	NATIONAL EJECTED	OPPONENT	DATE	NATIONAL EJECTED	OPPONENT
April 30, 2005	Frank Robinson	vs. NYM	April 6, 2011	Todd Coffey	at FLA	April 5, 2018	Trea Turner	vs. NYM
May 17, 2005	Frank Robinson	vs. MIL	May 4, 2011	Jim Riggleman	at PHI	April 7, 2018	Anthony Rendon	vs. NYM
June 4, 2005	Marlon Byrd	vs. FLA	May 22, 2011	Jim Riggleman	at BAL	April 7, 2018	Dave Martinez	vs. NYM
July 16, 2005	Cristian Guzman	at MIL	May 27, 2011	Jerry Hairston Jr.	vs. SDP	July 23, 2018	Kevin Long	at MIL
July 18, 2005	Jose Vidro	vs. COL	June 5, 2011	Jason Marquis	at ARI	Aug. 8, 2018	Juan Soto	vs. ATL
Sept. 13, 2005	Frank Robinson	at NYM	June 6, 2011	Jim Riggleman	at ARI	Aug. 8, 2018	Kevin Long	vs. ATL
Sept. 14, 2005	Jose Guillen	at NYM	June 24, 2011	Jerry Hairston Jr.	at CWS	Aug. 28, 2018	Mark Reynolds	at PHI
April 6, 2006	Frank Robinson	at NYM	June 25, 2011	Jim Riggleman	at CWS	Sept. 31, 2018	Matt Wieters	vs. MIL
April 6, 2006	Felix Rodriguez	at NYM	Aug. 26, 2011	Pat Corrales	at CIN	Sept. 16, 2018	Chip Hale	at ATL
April 29, 2006	Damian Jackson	at STL	Aug. 27, 2011	Davey Johnson	at CIN	Sept. 20, 2018	Bryce Harper	vs. NYM
May 13, 2006	Frank Robinson	at ATL	Aug. 29, 2012	Bryce Harper	at MIA	April 16, 2019	Dave Martinez	vs. SFG
May 17, 2006	Robert Fick	at CHI	Sept. 8, 2012	Gio Gonzalez	vs. MIA	May 7, 2019	Anthony Rendon	at MIL
June 15, 2006	Robert Fick	vs. COL	Sept. 15, 2012	Davey Johnson	at ATL	May 23, 2019	Howie Kendrick	at NYM
Aug. 19, 2006	Ramon Ortiz	at PHI	May 5, 2013	Bryce Harper	at PIT	May 23, 2019	Dave Martinez	at NYM
April 7, 2007	Robert Fick	vs. ARI	May 12, 2013	Kurt Suzuki	vs. CHI	June 21, 2019	Gerardo Parra	at ATL
May 23, 2007	Ray King	at CIN	July 13, 2013	Bryce Harper	at MIA	July 28, 2019	Adam Eaton	vs. LAD
July 2, 2007	Robert Fick	vs. CHI	July 21, 2013	Jayson Werth	vs. LAD	July 28, 2019	Dave Martinez	vs. LAD
July 19, 2007	Dmitri Young	vs. COL	July 25, 2013	Davey Johnson	vs. PIT	Sept. 8, 2019	Trea Turner	at ATL
July 26, 2007	Manny Acta	at PHI	Aug. 16, 2013	Stephen Strasburg	at ATL	Sept. 8, 2019	Dave Martinez	at ATL
July 26, 2007	John Lannan	at PHI	Aug. 16, 2013	Davey Johnson	at ATL	Sept. 13, 2019	Tim Bogar	vs. ATL
Sept. 8, 2007	Pat Corrales	at ATL	Aug. 16, 2013	Scott Hairston	at ATL	Oct. 29, 2019	Dave Martinez	at HOU
May 17, 2008	Jesus Flores	at BAL	Sept. 19, 2013	Randy Knorr	vs. MIA	Aug. 13, 2020	Stephen Strasburg	at NYM
July 8, 2008	Odalis Perez	vs. ARI	June 23, 2014	Matt Williams	at MIL	Aug. 16, 2020	Anibal Sanchez	at BAL
April 17, 2009	Manny Acta	vs. FLA	Oct. 4, 2014	Matt Williams	vs. SFG	Aug. 16, 2020	Kevin Long	at BAL
July 30, 2009	Jim Riggleman	at MIL	Oct. 4, 2014	Asdrubal Cabrera	vs. SFG	May 19, 2021	Dave Martinez	at CHI
Aug. 11, 2009	Rick Eckstein	at ATL	May 13, 2015	Matt Williams	at ARI	May 30, 2021	Kevin Long	vs. MIL
Aug. 22, 2009	Jim Riggleman	vs. MIL	May 13, 2015	Bryce Harper	at ARI	Sept. 4, 2021	Dave Martinez	vs. NYM
April 12, 2010	Jim Riggleman	at PHI	May 20, 2015	Bryce Harper	vs. NYN	Sept. 21, 2021	Dave Martinez	at MIA
April 16, 2010	Adam Dunn	vs. MIL	May 20, 2015	Matt Williams	vs. NYN	April 8, 2022	Steve Cishek	vs. NYM
May 17, 2010	Rick Eckstein	at STL	May 30, 2015	Yunel Escobar	at CIN	April 8, 2022	Gary DiSarcina	vs. NYM
May 22, 2010	Dan Radison	vs. BAL	July 31, 2015	Bryce Harper	at NYM	June 4, 2022	Dave Martinez	at CIN
June 4, 2010	Ian Desmond	vs. CIN	Aug. 15, 2015	Steve McCatty	at SFG	June 17, 2022	Dave Martinez	vs. PHI
June 5, 2010	Miguel Batista	vs. CIN	Sept. 23, 2015	Jonathan Papelbon	vs. BAL	June 22, 2023	Dave Martinez	vs. ARI
June 5, 2010	Jim Riggleman	vs. CIN	May 9, 2016	Bryce Harper	vs. DET	June 28, 2023	Jim Hickey	at NYM
June 19, 2010	Jim Riggleman	vs. CWS	May 15, 2016	Rick Schu	vs. MIA	June 29, 2023	Dave Martinez	at SEA
July 18, 2010	Willie Harris	at FLA	June 15, 2016	Anthony Rendon	vs. CHI	April 7, 2024	Miguel Cairo	vs. PHI
Aug. 17, 2010	Ivan Rodriguez	at ATL	Aug. 27, 2016	Bryce Harper	vs. COL	April 12, 2024	Joey Gallo	at OAK
Aug. 18, 2010	Jim Riggleman	at ATL	Sept. 25, 2016	A.J. Cole	at PIT	April 19, 2024	Dave Martinez	vs. HOU
Aug. 18, 2010	Ryan Zimmerman	at ATL	May 9, 2017	Daniel Murphy	vs. BAL	April 21, 2024	Dave Martinez	at CLE
Aug. 28, 2010	Dan Radison	vs. STL	May 29, 2017	Bryce Harper	at SFG	June 13, 2024	Lane Thomas	at DET
Aug. 28, 2010	Scott Olsen	vs. STL	June 29, 2017	Dusty Baker	vs. CHI	June 22, 2024	Jesse Winker	at COL
Sept. 1, 2010	Nyjer Morgan	at FLA	July 26, 2017	Bryce Harper	vs. MIL	July 11, 2024	Miguel Cairo	at NYM
Sept. 1, 2010	Doug Slaten	at FLA	Aug. 5, 2017	Matt Wieters	at CHI			
Sept. 1, 2010	Jim Riggleman	at FLA						
Sept. 28, 2010	Jim Riggleman	vs. PHI						

# RING OF HONOR AT NATIONALS PARK

On Aug. 10, 2010, the Washington Nationals unveiled their Ring of Honor at Nationals Park, honoring baseball Hall of Famers with distinct ties to Washington’s baseball heritage. The display, located directly behind home plate and extending to the right field and left field facades, features Hall of Famers and those with distinguished histories with the Washington Nationals, Washington Senators, Homestead Grays and Montreal Expos.

The Nationals, in conjunction with the National Baseball Hall of Fame and Museum in Cooperstown, NY, initially developed the following criteria to honor Hall of Famers: The player had to be elected to the National Baseball Hall of Fame, the player had to have played or managed with the Washington Nationals, Washington Senators, Homestead Grays or Montreal Expos, the player had to have played significant years with those teams. In 2016, the criteria was adjusted to honor others who have made significant contributions to the game of baseball in Washington, D.C.

## James “Cool Papa” Bell

Grays Center Fielder (1932, 1943-46)

## Ray Brown

Grays Pitcher (1932-45, 1947-48)

## Gary Carter

Expos Catcher (1974–84, 1992)

## Joe Cronin

Senators Shortstop (1928-34)

## Andre Dawson

Expos Center Fielder (1976-86)

## Rick Ferrell

Senators Catcher (1937-41, 1944-45, 1947)

## Josh Gibson

Grays Catcher (1937-46)

## Goose Goslin

Senators Left Fielder (1921-30, 1933, 1938)

## Clark Griffith

Senators Pitcher, Manager & Owner (1912-49)

## Bucky Harris

Senators Second Baseman & Manager (1919-28, 1935-42, 1950-54)

## Frank Howard

Senators Outfielder/First Baseman (1965-71)

## Walter Johnson

Senators Pitcher (1907-27)

## Harmon Killebrew

Senators First Baseman (1954-60)

## Buck Leonard

Grays First Baseman (1934-50)

## Ted Lerner

Nationals Founding Principal Owner

## Heinie Manush

Senators Left Fielder (1930-35)

## Cumberland Posey

Grays Outfielder, Manager & Owner (1911-46)

## Tim Lincecum

Expos Outfielder (1979-90, 2001)

## Sam Rice

Senators Right Fielder (1915-33)

## Frank Robinson

Expos/Nationals Manager (2002-06)

## Ivan “Pudge” Rodriguez

Nationals Catcher (2010-11)

## Jayson Werth

Nationals Outfielder (2011-17)

## Jud Wilson

Grays Third Baseman (1931-32, 1940-45)

## Early Wynn

Senators Pitcher (1939-44, 1946-48)

## Ryan Zimmerman

Nationals Third/First Baseman (2005-21)

## WASHINGTON, DC AND THE BASEBALL HALL OF FAME AND MUSEUM



## NATIONAL BASEBALL HALL OF FAME AND MUSEUM

25 Main Street, Cooperstown, New York 13326

PHONE: (607) 547-7200 FAX: (607) 547-2044

PUBLIC RELATIONS: (607) 547-0215

EMAIL ADDRESS: info@baseballhalloffame.org

WEB SITE: baseballhall.org

SUMMER HOURS: Memorial Day Weekend - Labor Day Weekend: 9 a.m. to 9 p.m.

OFF-SEASON HOURS: 9 a.m. to 5 p.m.

HOLIDAY CLOSINGS: Thanksgiving Day, Christmas Day, New Year's Day.

## SENATORS IN THE BASEBALL HALL OF FAME (17)

HALL-OF-FAMER	YEAR INDUCTED	YEARS WITH SENATORS
Stan Coveleski (RHP).....	1969	1925-27
* Spittballer won 215 career games, tossed 3 CG in '20 World Series.		
Joe Cronin (SS).....	1956	1928-34
* Seven-time AL All-Star, led Nationals to '33 pennant as player/manager.		
Ed Delahanty (OF).....	1945	1902-03
* Career .346 hitter tallied 2,593 hits. Hit 4 HR in game (7/13/1896).		
Rick Ferrell (C).....	1984	1937-41, '44-45, '47
* Held AL games caught record (1,806) until trumped by Fisk in '88.		
Lefty Gomez (LHP).....	1972	1943
* Four-time 20-game winner, helped NYY claim 7 pennants.		
Goose Goslin (OF) *.....	1968	1921-30, '33, '38
* On all three WSH pennant-winning clubs. Posted 100-plus RBI 11 times.		
Clark Griffith (executive).....	1946	1912-14
* "The Old Fox" was a revolutionary player, manager and owner.		
Bucky Harris (outfielder) *.....	1975	1919-28
* Player/manager of 1924 World Champions Nationals.		
Whitey Herzog (manager).....	2010	1956-58
* Managed in three World Series (1982, 1985, 1987).		
Walter Johnson (RHP) *.....	1936	1907-27
* The Big Train posted 417 wins, 3508 K's, 110 SHO during career.		
Harmon Killebrew (1B/3B/OF).....	1984	1954-60
* Began career in DC and 84 of 573 career homers came as a Senator.		
Heinie Manush (OF) *.....	1964	1930-35
* .330 career hitter. Hit .362 in first season with WAS ('30).		
Sam Rice (OF) *.....	1963	1915-33
* Most career hits (2,987) without being member of 3,000-hit club.		
Al Simmons (OF).....	1953	1937-38
* Hit .300 and drove in 100-plus runs 11 straight seasons (1924-34).		
George Sisler (1B).....	1939	1928
* Twice hit .400 or better. Held single-season hits mark (257) until '04.		
Tris Speaker (OF).....	1937	1927
* MLB's all-time leader in doubles (792), tallied 3,515 career hits.		
Early Wynn (RHP).....	1972	1939, '41-44, '46-48
* Posted 300 wins, five 20-win seasons in AL-record 23-year career.		
* - spent majority of career with the Senators	<b>bold</b> — dons Washington cap on H.O.F. plaque	

## WASHINGTON-AREA PLAYERS IN THE H.O.F.

HALL-OF-FAMER	YEAR INDUCTED	TEAM
Leon Day (RHP/INF).....	2003	Senators
* Alexandria, VA native was power pitcher who played for Newark.		
SENATORS/EXPOS BROADCASTERS (FORD C. FRICK AWARD)		
HALL-OF-FAMER	YEAR	TEAM
Bob Wolff.....	1995	Senators
Arch McDonald.....	1999	Senators
Dave Van Horne.....	2011	Expos

## EXPOS IN THE BASEBALL HALL OF FAME (11)

HALL-OF-FAMER	YEAR INDUCTED	YEAR(S) WITH EXPOS
Gary Carter (C) *.....	2003	1974-84
* Three-time Gold Glove won an 11-time All-Star. Hit 319 HR.		
Andre Dawson (OF) *.....	2010	1976-86
* Rookie of the Year in 1977, 8-time All-Star, NL MVP in 1987 with CHL.		
Vladimir Guerrero (OF) *.....	2018	1996-2003
* Four-time All-Star and three-time Silver Slugger with Montreal		
Randy Johnson (LHP).....	2015	1988-89
* 10-time All-Star, five-time CY Young Award winner, 2001 World Series.		
Pedro Martinez (RHP).....	2015	1994-97
* Eight-time All-Star, 2004 World Series, only Expo to win Cy Young Award.		
Tony Perez (1B).....	2000	1977-79
* 1,652 career RBI most among Latin players.		
Tim Lincecum (OF) *.....	2017	1979-90, 2001
* Only player to total 70 or more stolen bases in six consecutive seasons.		
Frank Robinson (OF/1B).....	1982	2002-04
* Only player to win NL (1961) & AL (1966) MVP, retired fourth on HR list.		
Lee Smith (RHP).....	2019	1997
* Was MLB's all-time saves leader (478) from 1993-2006.		
Larry Walker (1B/OF).....	2020	1989-94
* Made his MLB debut and spent his first six seasons (1989-94) with Montreal.		
Dick Williams (MGR).....	2008	1977-81
* Veterans Committee selection, led Expos to only Postseason berth (1981).		
* - spent majority of career with the Expos	<b>bold</b> — dons Expos cap on H.O.F. plaque	

## NATIONALS IN THE BASEBALL HALL OF FAME (1)

HALL-OF-FAMER	YEAR INDUCTED	YEAR(S) WITH NATIONALS
Ivan "Pudge" Rodriguez (C).....	2017	2010-11
* 14-time All-Star, 13-time Gold Glove, 7-time Silver Slugger, 1999 AL MVP		

## NATIONALS WORLD SERIES ARTIFACTS IN THE BASEBALL H.O.F.

- \* The ball hit by Howie Kendrick off the right field foul pole for the go-ahead home run in Game 7
- \* A jersey worn by World Series MVP Stephen Strasburg in his Game 6 victory
- \* A cap worn by starting pitcher Max Scherzer in Game 7
- \* The ball hit by Juan Soto for his Game 1 home run
- \* A hoodie worn by manager Dave Martinez
- \* A bat used by Anthony Rendon
- \* The spikes worn by Kurt Suzuki
- \* The glove used by reliever Fernando Rodney

## OTHER NOTABLE ARTIFACTS IN THE BASEBALL H.O.F.

- \* Ball hit by Brad Wilkerson for the first hit in Nationals history against the Phillies on April 4, 2005, as well as Wilkerson's jersey from the game.
- \* Baseball (from first pitch thrown by Livan Hernandez) and Vinny Castilla's bat (first homer in 33 summers at RFK Stadium) from Nationals' home opener, April 14, 2005 vs. Arizona.
- \* Cap with patch worn by Ryan Zimmerman when he hit a walk-off homer during the first game at Nationals Park on March 30, 2008.
- \* Numerous Virginia Tech caps worn by the Nationals—April 17, 2007 vs. Atlanta—just hours after lone gunman killed 33 students, faculty and staff on Blacksburg, VA campus located just 250 miles from DC.
- \* Cap worn by Stephen Strasburg and a ball from his 14-strikeout debut on June 8, 2010.
- \* Game-used balls used from each of Max Scherzer's two no-hitters, June 20, 2015 vs. Pittsburgh and Oct. 3, 2015 at New York and Jordan Zimmermann's no-hitter, Sept. 28, 2014.
- \* Cap worn by Max Scherzer when he struck out 20 Tigers on May 11, 2016.
- \* First-pitch ball from Max Scherzer from Opening Night on July 23, 2020.
- \* Helmet worn by Juan Soto during 2020 season when he won the NL batting title.
- \* Ball signed by the entire 1924 World Champion Senators team and President Calvin Coolidge.



# SCOUTING, RESEARCH AND PLAYER DEVELOPMENT



SCOUTING DEPARTMENT DIRECTORY

AMATEUR / PROFESSIONAL

Vice President, Amateur Scouting .....	Danny Haas
Senior Director, Amateur Scouting .....	Brad Ciolek
Assistant Director & National Crosschecker .....	Reed Dunn
Amateur Scouting Coordinator .....	Jordan Missal
Coordinator, Draft Research & Analytics .....	Taylor Choe
Director, Player Procurement .....	Kasey McKeon
Special Assistant to the President of Baseball Operations & GM .....	Steve Arneri
Special Assistant to the President of Baseball Operations & GM .....	Dan Jennings
Special Assistant to the President of Baseball Operations & GM .....	Kris Kline
Special Assistant to the President of Baseball Operations & GM .....	Jay Robertson
Special Assistant to the President of Baseball Operations & GM and National Pitching Crosschecker .....	Jeff Zona
West Coast Crosschecker .....	Mark Baca
Midwest Crosschecker .....	Ron Tostenson
Southeast Scout .....	Anthony Turco
Area Supervisor .....	Jacorey Boudreaux
Area Supervisor .....	Arnold Brathwaite
Area Supervisor .....	Bryan Byrne
Area Supervisor .....	Brian Cleary
Area Supervisor .....	Ben Diggins
Area Supervisor .....	Bob Hamelin
Area Supervisor .....	Blair Henry
Area Supervisor .....	Tommy Jackson
Area Supervisor .....	Scott Ramsay
Area Supervisor .....	Logan Schuemann
Area Supervisor .....	Cody Staab
Area Supervisor .....	Mitch Sokol

INTERNATIONAL

Director, International Operations .....	Victor Rodriguez
Manager, International Operations .....	Diego Delgado
Venezuela Coordinator .....	Salvador Donadelli
Venezuela Crosschecker .....	Juan Indriago
Latin America Crosschecker .....	Modesto Ulloa
Latin America Crosschecker .....	Ricardo Vasquez
Professional Baseball Assimilation Coach .....	Juan Moreno
Area Scout (Colombia) .....	Eduardo Cabrera
Area Scout (Dominican Republic) .....	Abraham Despradel
Area Scout (Dominican Republic) .....	Virgilio De Leon
Area Scout (Dominican Republic) .....	Oscar Disla
Area Scout (Dominican Republic) .....	Bolivar Pelletier
Video Tech Scout (Dominican Republic) .....	Rafael Melo
Area Scout (Panama) .....	Miguel Ruiz
Area Scout (Venezuela) .....	Ronald Morillo
Area Scout (Venezuela) .....	Juan Muñoz
Area Scout (Venezuela) .....	Jorge Moreno
Special Assignment Scout (Venezuela) .....	German Robles



## IN MEMORIAM

# PHIL RIZZO

1929–2020

SENIOR ADVISOR TO THE GENERAL MANAGER

Phil Rizzo spent 11 seasons as a Senior Advisor to his son, Mike Rizzo, Washington's President of Baseball Operations and General Manager. He was named to the position on Dec. 3, 2009, at the time bringing more than 40 years of scouting experience to the organization.

Phil joined his son for the second time in their respective careers when he was hired by the Nationals in 2009. The two also worked together for seven seasons (1999-2005) with Arizona, where Phil was a Diamondbacks Special Assignment Scout.

While with the Diamondbacks, Rizzo made the first call and filed the first report on University of Kentucky right-hander Brandon Webb, who won the 2006 NL Cy Young Award and represented Arizona in three All-Star Games.

In addition to his time with the Nationals and Diamondbacks, Rizzo's 50-year career in baseball included stints as a scout in the Chicago area for the Chicago White Sox, Los Angeles Angels, Milwaukee Brewers and New York Yankees.

Rizzo is also credited with signing right-handed pitcher Bob Wickman, left-handed pitcher Bob Kipper, catcher Mike Matheny, infielder Dick Schofield and infielder Mark Loretta, among others.

In May 2008, Rizzo was one of eight scouts to comprise the inaugural class of the Professional Baseball Scouts Hall of Fame.

Phillip "Butch" Rizzo passed away at age 90 on Feb. 1, 2020. Phil led his family with the values of hard work, grit and loyalty. His impact on the Washington Nationals and the professional baseball scouting community will not be forgotten.

## MINOR LEAGUE PLAYERS OF THE YEAR

2024 .....	OF Dylan Crews, (Hitter of the Year), RHP Travis Sykora (Pitcher of the Year), OF Elijah Green (Defensive Player of the Year), INF/OF Darren Baker (Baserunner of the Year), OF Daylen Lile and RHP Brad Lord (Nationals Way)
2023.....	OF James Wood (Hitter of the Year), LHP Andrew Alvarez (Pitcher of the Year), INF Trey Lipscomb (Defensive Player of the Year), OF Johnathon Thomas (Baserunner of the Year), OF Jacob Young (Nationals Way)
2022 .....	OF Jeremy De La Rosa and OF James Wood (co-Hitter of the Year), RHP Cade Cavalli (Pitcher of the Year), Jordy Barley (Defensive Player of the Year), Jacob Young (Baserunner of the Year), Jake Alu (Nationals Way)
2021 .....	INF/OF Jake Noll (Player of the Year), RHP Cade Cavalli (Pitcher of the Year), OF Donovan Casey (Defensive Player of the Year), INF Jordy Barley (Baserunner of the Year), INF/OF Jack Dunn (Nationals Way)
2020 .....	No awards due to the cancellation of the Minor League Season
2019 .....	OF Yadiel Hernandez (Player of the Year), LHP Tim Cate (Pitcher of the Year), INF Luis García (Defensive Player of the Year), INF/OF Cole Freeman (Baserunner of the Year), C Jakson Reetz (Boone)
2018 .....	INF Carter Kieboom (Player of the Year), LHP Ben Braymer/RHP Wil Crowe (co-Pitcher of the Year), INF Jake Noll (Boone)
2017 .....	OF Daniel Johnson (Player of the Year), RHP Wander Suero (Pitcher of the Year), C Raudy Read (Boone)
2016 .....	1B Jose Marmolejos (Player of the Year), RHP Reynaldo Lopez (Pitcher of the Year), OF Rafael Bautista (Boone)
2015 .....	1B Jose Marmolejos (Player of the Year), RHP Austin Voth (Pitcher of the Year), RHP Austen Williams (Boone)
2014 .....	OF Steven Souza Jr. (Player of the Year), RHP Lucas Giolito (Pitcher of the Year), INF Wilmer Difo (Boone)
2013 .....	OF Billy Burns (Player of the Year), RHP Taylor Jordan (Pitcher of the Year), 2B Tony Renda (Boone)
2012 .....	INF Matthew Skole (Player of the Year), RHP Nathan Karns (Pitcher of the Year)
2011 .....	INF Steve Lombardozzi (Player of the Year), RHP Brad Peacock (Pitcher of the Year)
2010 .....	OF Tyler Moore (Player of the Year), LHP Tom Milone (Pitcher of the Year)
2009 .....	C Derek Norris (Player of the Year), RHP Brad Meyers (Pitcher of the Year)
2008 .....	OF Leonard Davis (Player of the Year), RHP Jordan Zimmermann (Pitcher of the Year)
2007 .....	OF Justin Maxwell (Player of the Year), LHP John Lannan (Pitcher of the Year)
2006 .....	INF Kory Casto (Player of the Year), RHP Zechry Zinicola (Pitcher of the Year)
2005 .....	INF Kory Casto (Player of the Year), LHP Michael O'Connor (Pitcher of the Year)



## SCOUTING EXECUTIVES / SPECIAL ASSISTANTS

### BRAD CIOLEK

#### *Senior Director, Amateur Scouting*



Ciolek embarks on his second season with the Nationals after spending the previous 12 years as a member of the Baltimore Orioles scouting department, most recently as their director of draft operations (2022-23)...Prior to that role, he served as their supervisor of domestic scouting operations (2019-22), assistant director of scouting (2017-19) and scouting administrator (2013-16)...He joined the Orioles in 2011 as a player development intern at their complex in Sarasota, Florida...Prior to joining Baltimore, he spent four seasons (2007-10) with the New York Mets and one year (2012) as an analyst for Bloomberg Sports...Ciolek graduated from Seton Hall University in 2009 with a degree business administration and earned his Master of Business Administration in computer information systems from Colorado

State University in 2017.

### REED DUNN

#### *Assistant Director and National Crosschecker, Amateur Scouting*



Dunn returns for his second season with the Nationals...Before returning to Washington in 2023, Dunn spent nearly a decade (2014-2023) working in the Braves amateur scouting department...In Atlanta, Dunn's regional scouting coverage included the drafting of players such as Michael Harris II, Austin Riley, Ian Anderson and Kyle Wright, among others...Dunn began his career in baseball with the Washington Nationals in 2007 as a scouting assistant, a role he held until 2009 when he was promoted to scouting coordinator...He was subsequently promoted to area scout in 2010 and spent the next four years covering amateur players in Arkansas, Kentucky, Ohio and Tennessee...Dunn graduated from the University of South Carolina in 2007 with a degree in sports management.

### KASEY MCKEON

#### *Director, Player Procurement*



McKeon joined the Nationals on Oct. 27, 2009 as Director of Player Procurement...He enters his 16th season with Washington after working seven seasons (2003-09) with the Rockies as an assistant to Dan O'Dowd, the Rockies Executive Vice President and General Manager...Colorado won the 2007 National League Championship in the first of two Postseason appearances made during his tenure there...McKeon also serves as a Team USA Committee member...Previously worked for Cincinnati, Cleveland and San Diego in various scouting capacities, including a stint as the Reds scouting director...Served on Team USA's Selection Committee in 2003...Is a graduate of San Diego State University...Played two professional seasons as a catcher in the Tigers' chain...Father, Jack McKeon, is a former manager, general

manager and executive.

### STEVE ARNIERI

#### *Special Assistant to the President of Baseball Operations and General Manager*



Steve Arneri was named Special Assistant to the President of Baseball Operations and General Manager on Dec. 23, 2014...He was the winner of the inaugural Phil Rizzo Scout of the Year Award in 2021...He is entering his 20th year with the Nationals after joining the organization as an area supervisor in the fall of 2006, scouting amateur players in the Midwest, Upper Midwest and Canada...Arneri provided extensive scouting reports on Trea Turner, Joe Ross, Blake Treinen, Drew Storen, Tanner Roark and Aaron Barrett and was a trusted voice in the signings of Kyle Schwarber and Jon Lester...He is credited with signing eventual Major Leaguers Jordan Zimmermann, James Bourque, and Jake Smolinski out of the First-Year Player Draft...He covered the same region for the San Francisco Giants from 1999-2006 and, prior to that, worked from 1996-98 as an associate scout for Boston...From 1991-95, he scouted the Midwest for the White Sox organization, working with current Nationals GM Mike Rizzo...He also served as the hitting coach for Rookie-Level Bristol (CWS) in 1995...He began his scouting career as an associate scout for the Chicago White Sox in 1988 and stayed there until 1989...He worked as the hitting coach for Rookie-Level Butte (TEX) in 1990 and from 1982-87, served as the hitting coach for the University of Illinois...Arneri joined the coaching ranks in 1980 as an assistant coach for his alma mater, Northern Illinois University, where he played outfield for two seasons (1977-78)...He began his collegiate career at Harper (Ill.) Community College, where he played two seasons (1975-76)...Arneri resides in Barrington, Ill., with his wife and two daughters.

### KRIS KLINE

#### *Special Assistant to the President of Baseball Operations and General Manager*



Kris Kline enters his second season as a Special Assistant after ten seasons as assistant general manager and vice president of scouting operations...Kline spent the previous four seasons as the Nationals' director of scouting...A scout for more than 30 years, Kline has been with the Nationals since the fall of 2006...He spent his first three seasons in Washington first as a special assignment scout, then as the western crosschecker...Kline led drafts that yielded 76 eventual Major Leaguers – an average nearly five big leaguers per draft – during his tenure as the scouting director...Kline came to the Nationals after spending seven years with the Arizona Diamondbacks, the final three of which were spent as the Diamondbacks' western supervisor – where he worked under Nationals President of Baseball Operations and General Manager Mike Rizzo, then the Diamondbacks' director of scouting...Kline earned a World Series ring in 2001...During his time in Arizona, Kline was part of a scouting team that brought 75 players through the system to the Major Leagues...Kline spent 10 years working for the California Angels as a scout after he completed his four-year professional playing career in their Minor League system.



## SCOUTING EXECUTIVES / SPECIAL ASSISTANTS

### DAN JENNINGS

#### *Special Assistant to the President of Baseball Operations and General Manager*



Jennings returns for his 10th season with the Nationals after spending the previous 13 years (2002-15) with the Florida/Miami Marlins...Jennings came to Washington on the heels of the unique experience of serving the Miami Marlins both in an executive role (most recently as vice president and general manager) and in an on-field capacity, serving as the Marlins' field manager from May 18, 2015 through the end of the season...He joined the Florida Marlins in 2002 as vice president of player personnel and began his ascension through their front office, also serving as the Marlins' assistant general manager & VP of player personnel, before his promotion to general manager on Sept. 29, 2013...Prior to joining the Marlins, Jennings was the director of scouting for the Tampa Bay Devil Rays for more than seven seasons (1995-2001), during which the Rays signed and developed more than 50 Major League players – including Josh Hamilton, Carl Crawford, Jason Hammel, James Shields and Rocco Baldelli...Jennings began his career as an associate scout for the Cincinnati Reds in 1986 and moved to an area scout role with the Seattle Mariners in 1988...Jennings, who serves on the Board of Directors for the MLB Scout of the Year program and the Professional Baseball Scouts Foundation, was elected into the Professional Baseball Scouts Hall of Fame in 2012...An undrafted right-handed pitcher who was signed by the New York Yankees out of a 1984 tryout camp, he played collegiately for the University of Southern Mississippi before graduating from William Carey College in Hattiesburg, Miss. in 1984.

### JAY ROBERTSON

#### *Special Assistant to the President of Baseball Operations and General Manager*



Jay Robertson begins his 15th season as a Special Assistant to Mike Rizzo...He plays an integral role in the Nationals' professional scouting department, providing detailed analysis and scouting reports that assist in building both the Major League and the Minor League rosters...He is responsible for covering several organizations, from the Major League clubs down to the low Minor League levels...Prior to joining the Nationals, Robertson spent eight seasons as special assistant to the general manager with the Rangers, working under the leadership of John Hart (2002-05) and Jon Daniels (2006-09)...He enjoyed an 11-year tenure (1990-2001) with Cleveland, culminating with appointment as special assistant to general manager John Hart for the 2000-01 campaigns...He helped Cleveland to six Postseason appearances, including two American League Championships (1995, 1997)...During his time as Cleveland's scouting director, he signed Richie Sexson, Sean Casey, Russell Branyan and Jaret Wright, among others...Robertson pitched for five seasons in Toronto's chain before enjoying both coaching and scouting stints with the Phillies and Twins.

### JEFF ZONA


#### *Special Assistant to the President of Baseball Operations and General Manager and National Pitching Crosschecker*



The winner of the 2023 Phil Rizzo Scout of the Year Award, Zona enters his 19th season with Washington...He was promoted to his position of Special Assistant on November 21, 2013...From 2009-13, Zona served as the national cross-checker covering the Eastern region of the United States...He spent the 2008 and 2009 campaigns as a Major League scout and became the national crosschecker following the 2009 season...He joined Washington's amateur scouting staff as the eastern crosschecker in Sept. of 2006...Zona previously spent 16 years with Boston, earning a World Series ring in 2004...He attended Virginia Commonwealth University in Richmond, Va. and played three professional seasons with Boston and Atlanta before joining the Boston scouting staff in 1991.

### VICTOR RODRIGUEZ

#### *Director, International Operations*



Rodriguez was promoted to Director of International Operations for the Washington Nationals in November 2024, after joining the organization in 2023 as director of Latin American scouting...Prior to his tenure with the Nationals, he spent eight seasons (2015–2023) with the Tampa Bay Rays, serving as an area supervisor, and international crosschecker...Rodriguez began his career in professional baseball with the Boston Red Sox in 2009, shortly after graduating from Florida Gulf Coast University in 2008...During his seven years with the Red Sox, he progressed from associate scout in South Florida to roles as area supervisor, and Dominican republic crosschecker...A native of Carolina, Puerto Rico, Rodriguez is the son of Elba (retired) and Victor Rodriguez, who serves as a Major League hitting coach for the San Diego Padres... Rodriguez currently resides in Miramar, Florida, and is the proud father of two children, Manny (10) and Milena (5).

## RESEARCH & DEVELOPMENT, OPERATIONS AND PLAYER DEVELOPMENT

### BASEBALL RESEARCH AND DEVELOPMENT

Vice President, Baseball Research & Development .....	Lee Mendelowitz
Senior Director, Baseball Research & Strategy .....	Max Ehrman
Director, Baseball Information .....	David Higgins
Principal Analyst, Baseball Research & Development .....	Michael Schatz
Senior Analyst, Baseball Research & Development .....	David Gagnon
Analyst, Baseball Research & Development .....	Lee Przybylski
Analyst, Baseball Research & Development .....	Chase Seibold
Analyst, Baseball Research & Development .....	Omar Taveras
Analyst, Baseball Research & Development .....	Walter Limm
Principal Dveloper, Baseball Research & Development .....	Jay Liu
Senior Developer, Baseball Research & Development .....	Timothy Fisher
Senior Developer, Baseball Research & Development .....	Jason Holt
Principal Data Engineer, Baseball Research & Development .....	Jimmy Morrow
Data Engineer .....	Chris Jordan
Data Engineer .....	Jonathan Rice

### MAJOR LEAGUE OPERATIONS

Senior Director, Baseball Operations .....	James Badas
Assistant Director, Baseball Operations .....	Jason Fixelle
Principal, Baseball Valuation & Analysis .....	Silas Morsink

### PLAYER DEVELOPMENT

Vice President and Assistant General Manager, Player Development and Administration .....	Eddie Longosz
Director, Minor League and Florida Operations .....	Ryan Thomas
Director, Player Development Technology and Strategy .....	David Longley
Assistant Director, Player Development Technology and Strategy .....	Patrick Coghlan
Assistant Director, Minor League Scouting Operations .....	JJ Estevez
Assistant Director, Player Development .....	John Wulf
Manager, Minor League Operations and Player Education .....	Andrew Scarlata
Manager, Florida Operations .....	Diane Wiebe
Coordinator, Minor League Video .....	Allan Bekerman
Coordinator, Player Development Analytics .....	Jordan Rassmann
Player Development Analyst .....	Allen Ho
Senior Biomechanist .....	Bill Johnson
Minor League Clubhouse and Equipment Manager .....	Chris Krick
Minor League Clubhouse Operations .....	Scott Paquin
Assistant, Minor League Operations .....	Julia Petrovich
Assistant, Minor League Catering and Clubhouse .....	David Recio
Dominican Republic Academy Administrator .....	Eduardo Castro
Dominican Republic Academy Admin. Assistant .....	Lorena Rosario
Dominican Republic Academy Clubhouse Assistant .....	Edniel Wancourt

### MINOR LEAGUE COORDINATORS

Pitching Coordinator .....	Sam Narron
Rehabilitation Pitching Coordinator .....	Joel Hanrahan
Hitting Coordinator .....	Tommy Everidge
Catching Coordinator .....	Randy Knorr
Field Coordinator .....	Bob Henley
Fundamentals Coordinator .....	Jeff Garber
Outfield and Baserunning Coordinator .....	Chris Prieto
Infield Coordinator .....	Jason Wood
Medical Rehab Coordinator .....	Gene Basham
Assistant Medical Rehab Coordinator .....	Jeff Allred
Minor League Physical Therapist .....	JR Wood
Strength and Conditioning Coordinator .....	Gabe Torres
Assistant Strength and Conditioning Coordinator .....	Shane Hill
Athletic Trainer .....	Cesar Roman
Mental Skills Consultant .....	Noelle Torres

## RESEARCH AND DEVELOPMENT

### MAX EHRLMAN

#### Senior Director, Baseball Research and Strategy



Ehrman - who is entering his ninth season with the Nationals - was promoted to Senior Director of Baseball Research and Strategy in November 2024 after spending the previous two seasons as the director of baseball research and strategy...He was promoted to director from assistant director following the 2022 season...Ehrman leads Baseball R&D's pro player evaluation by creating and maintaining proprietary statistics, directing analysts' research and analyzing player transactions for the entire baseball operations department...Prior to this promotion, Ehrman served as a senior analyst (2019-2021) and an analyst (2017-2019) on Washington's Research & Development team...He originally joined the Nationals as an intern in 2017...Ehrman received a Bachelor of Arts degree in Mathematics from Columbia (N.Y.) University in 2012 and a Ph. D. in Mathematics from Yale (Conn.) University in 2017... Ehrman is originally from Boston, Mass. and now lives in Washington, D.C.

### DAVID HIGGINS

#### Director, Baseball Information



Higgins enters his ninth season with the Nationals...He was promoted to Director, Baseball Information in November 2024...In this role, Higgins oversees the flow of data and statistical analysis between Baseball Research and Development and the Major League clubhouse and advises Baseball Operations on roster transactions and pro player evaluation...He spent one season (2024) as manager, baseball information and two seasons (2022-23) as manager, major league during which he worked closely with the Major League coaching staff as a member of the traveling party, and four seasons (2018-2021) as analyst, Baseball R&D...Higgins joined the Nationals as an intern in 2017...He graduated with a degree in Statistics from Elon University in 2018...Higgins is originally from Chicago, Illinois and currently resides in Washington, D.C.

## MAJOR LEAGUE OPERATIONS

### JAMES BADAS

#### Senior Director, Baseball Operations



Badas enters his ninth season with the Nationals...He was promoted to the role of Senior Director, Baseball Operations in November 2024 after spending two seasons (2023-24) as the director of baseball operations and one season (2022) as the assistant director of baseball operations...In his current role, Badas supports decision-making processes across baseball operations, with a primary focus on the 40-man roster...He assists with player evaluation, salary arbitration, free agency and trade preparation, and other transactional matters...From 2018 to 2021, Badas worked as a senior analyst (2020-21) and as an analyst (2018-19) in Washington's baseball operations department...He joined the club as a baseball operations intern in 2017...H...A native of Oxford, Conn., Badas spent a large portion of his childhood at his parents' donut shop, Heav'nly Donuts...He still helps out on occasion at the 39-year-old establishment...Badas attended Yale University, where he served as Sports Editor of the Yale Daily News and graduated with a degree in Political Science in 2017...Badas resides in Washington, D.C.

### JASON FIXELLE

#### Assistant Director, Baseball Operations



Fixelle enters his sixth season with the Nationals...He was promoted to the role of Assistant Director, Baseball Operations in November 2024 after spending two seasons as the coordinator, baseball operations...He spent one season (2022) as an assistant in baseball operations...In his current role, Fixelle assists on transactional matters across baseball operations, including player evaluation, salary arbitration, free agency and trade preparation...He also helps with team operations, budgeting and capital expense project management...Fixelle joined the club as a baseball operations intern in 2020 and 2021...After receiving his bachelor's degree in political science and finance from Florida State University in 2013, Fixelle earned his J.D. at Harvard Law School...A South Florida native by way of New York, Fixelle resides in Washington, D.C. with his wife, Callie, their son Riley, and their dog, Duncan.

### SILAS MORSINK

#### Principal, Baseball Valuation & Analysis



Morsink enters his fifth season with the Nationals...He was promoted to the role of Principal, Baseball Valuation and Analysis in November 2024 after spending one season as the manager, baseball valuation and analysis...Prior to that, he spent two seasons (2022-23) as an analyst in baseball operations...In his current role, Morsink supports decision-making processes and provides analytical research across baseball operations...Morsink assists with transaction analysis, player evaluation, free agency and trade preparation, the First-Year Player DRaft and other transactional matters...He joined the club as a baseball operations intern in 2021...A native of Bethesda, Maryland, Morsink grew up a fan of the Nationals...Morsink attended Stanford University, where he served as President of the Sports Analytics Club and graduated with a master's in Statistics and bachelor's in Economics in 2022...Morsink resides in Washington, D.C.

## PLAYER DEVELOPMENT

### RYAN THOMAS


#### *Director, Minor League and Florida Operations*



Thomas enters his 20th year with the Washington Nationals, his ninth in his current role of Director of Minor League and Florida Operations...He served the previous five seasons (2011-15) as assistant director of Minor League operations...He assists with all aspects of Washington's player development system...Thomas previously served as coordinator of player development (2008-10) and player development assistant (2006-08)...He joined the club as a media relations intern during the 2006 season before earning full-time status following the season...Thomas graduated from the University of Miami (Fla.) in 2003 with a degree in business administration and earned his MBA from Miami in 2005...While at the University of Miami, Thomas worked in the Athletic Department as a student assistant with the Hurricane Club...Thomas resides in Wellington, Fla., with his wife, Sara, and son, R.J.

### DAVID LONGLEY


#### *Director, Player Development Technology and Strategy*



Longley joined the Nationals in 2022 after six seasons with the San Diego Padres, most recently as their assistant director of baseball operations (2018-21)...From 2016-18, he served as their coordinator of Major League translation and baseball operations...He worked as an assistant in player development and scouting for the New York Yankees in 2015 and, in 2014, worked as a Spanish interpreter for the Los Angeles Dodgers...Longley graduated from Wheaton (Mass.) College in 2012, where he was also a captain of the baseball team...In 2021, he received his master's of arts in Latin American studies from the University of California - San Diego.

### PATRICK COGHLAN

#### *Assistant Director, Player Development Technology and Strategy*



Coghlan joined the Nationals in 2023 after nine seasons with the San Diego Padres, most recently as a professional scout (2020-22)...From 2018-19, he served as their manager of Major League advance scouting and video operations...Coghlan got his start in professional baseball as a Minor League video intern for the Lake Elsinore Storm in 2014...He interned in the front office in 2015 before spending two seasons as coordinator of Major League advance scouting (2016-17)...Coghlan graduated from Purdue (IN) University in 2012 where he spent two seasons as a member of the baseball team.

### JJ ESTEVEZ

#### *Assistant Director, Minor League Scouting Operations*



Estévez enters his 14th year with the Nationals, his fourth in his current role...He was promoted following the 2021 season...In his role, he assists on all aspects of Washington's player development and Latin America operations...Estévez previously served as the manager of Minor League operations from 2017-21 and as an assistant in player development from 2014-16...In 2013, he served as a baseball operations intern in Washington, D.C. before earning full-time status following that season...He joined the club as a player development intern during Spring Training in 2012...Estévez, a native of Santiago, Dominican Republic, attended Instituto de Desarrollo Integral Leonardo Da Vinci (HS) in Santiago, DR...He played club/league amateur baseball in Santiago...In 2008, he came to the U.S. on a baseball/academic scholarship with Montreat College (N.C.), where he began his collegiate baseball career...He graduated from Montreat College in 2011 with a Bachelor's Degree in Business Administration with a concentration in Sports Management...In 2016, he received his Master's Degree in Sport and Physical Activity Psychology from Instituto Europeo Campus Stellae in Santiago de Compostela, Spain...Estévez currently resides in West Palm Beach, Fla.

### JOHN WULF

#### *Assistant Director, Player Development*



Wulf enters his 13th year with the Nationals, his fourth in his current role as Assistant Director, Player Development...He was promoted from coordinator of baseball operations after four seasons (2018-21) in the role...Wulf got his start as a Minor League video intern for the Potomac Nationals in 2013...He interned in the front office in 2014 before becoming a baseball operations assistant in 2015...Wulf graduated from Hamilton College in 2012, where he played four years on the baseball team...He led the conference in sacrifice hits and hit by pitches his senior year...Wulf is from Larchmont, N.Y. and currently resides in Washington, D.C. with his wife, Abigail and daughter, Dorothy...He is a proud supporter of D.C. Girls Baseball.

### BILL JOHNSON

#### *Senior Biomechanist*




Bill Johnson enters his third season with the Nationals after joining the organization in 2023...Previously with the Chicago Cubs (2022-23), and Houston Astros (2019-21), Johnson also served as the director of applied research (2021-23) at Victon Motion Systems, a leading motion capture technology provider...Johnson is a Chartered Professional Engineer (Biomedical, Electrical) and his multidisciplinary career spans information technology in the resource sector, professional sport, fitness, and yoga...A native of West Midlands, England, Johnson holds a Bachelor's degree from the University of Bristol in England, a Masters's Degree from Edith Cowan University in Australia and a PHD from the University of Western Australia.



## PLAYER DEVELOPMENT

### DAVE JAUSS

### Senior Advisor to the General Manager, Player Development



Jauss embarks on his fourth season with the Washington Nationals...He spent the 2021 season as the bench coach for the New York Mets...Prior to that, he was a scout for the New York Yankees in 2020 and spent seven seasons (2013-19) prior to that as a member of Pittsburgh's Major League staff...He spent one season (2016) as Pittsburgh's bench coach...Jauss worked the 2010 (bench coach) and 2011 (coordinator of staff development) seasons on New York's (NL) Major League staff and, prior to that, held bench coach jobs with the Baltimore Orioles (2008-09) and Los Angeles Dodgers (2006-07)...He worked for 10 seasons (1996-2005) as a coach, scout and administrator for the Boston Red Sox, including a stint as first base coach on the major league staff from 1997-1999...He began his professional career managing in Montreal's organization (1988-92, 94)...He was named the 1994 Eastern League Manager of the Year after guiding Double-A Harrisburg to a first-place finish...He also managed in the New Brunswick Canadian Senior League in 1981-82 and coached two seasons in the Cape Cod League with Hyannis in 1983 and 1984...He managed Leones del Escogido in the Dominican Republic during the 2020-2021 offseason...He has coached in winter ball on several occasions, spending the offseason in the Dominican Winter League managing the Licey in 1998, 1999, 2002 and 2009 and Estrellas de Oriente in 2012...He coached Caracas in the Venezuelan Winter League from 1993-1995...Jauss is a 1975 graduate of New Trier East High School in Winnetka, Ill, where he played baseball and basketball...He earned a B.A. degree in Psychology from Amherst (Mass.) College and a Master's Degree in Sports Management from the University of Massachusetts.

## MINOR LEAGUE COORDINATORS

### SAM NARRON

### Pitching Coordinator



Narron returns for his fourth season as Pitching Coordinator after spending the last 10 seasons as a coach in the Nationals' chain, most recently with Double-A Harrisburg (2020-21)...Narron assisted Washington's Major League staff at times during the 2021 season...He spent the previous two seasons (2018-19) as the pitching coach of Single-A Potomac...With Potomac, Tim Cate (2019) and Ben Braymer/Wil Crowe (2018) were named Washington's Minor League Pitchers of the Year...Crowe was also named Carolina League Pitcher of the Year in 2018...Narron spent four seasons (2014-17) with Single-A Hagerstown...Spent the 2012-13 seasons as the pitching coach for short-season Auburn...Joined the Nationals in 2012 after enjoying a nine-year playing career...Pitched in the Texas and Milwaukee Minor League chains...Made his big league debut with Texas, July 30, 2004 vs. Oakland...MLB debut was lone big league appearance...Was drafted by Texas in the 15th round of 2002 Draft...Played collegiately at East Carolina (N.C.) University...Cousins Jerry and Johnny are veteran Major League coaches.

### JOEL HANRAHAN

### Rehab Pitching Coordinator



Hanrahan embarks on his second season as Rehab Pitching Coordinator after spending the 2023 season as the pitching coach at Double-A Harrisburg...He was Single-A Fredericksburg's pitching coach in 2022...Hanrahan joined the Nationals organization in 2022 after spending the previous five seasons (2017-21) as a pitching coach in Pittsburgh's Minor League system, most recently as the pitching coach for Triple-A Indianapolis...In 2021, he was named the winner of the Danny Murtaugh Coach of the Year Award, given to the Pirates' Minor League coach who had the biggest impact on the development of talent throughout the system...Hanrahan made his Major League debut with the Nationals in 2007 and went on to appear in 115 games across three seasons (2007-09) in Washington...He was traded to the Pittsburgh Pirates in 2009 and was named a National League All-Star in 2011 and 2012...Hanrahan capped his Major League career in 2013 with the Boston Red Sox...He recorded 100 saves in his Major League career, including 40 in 2011 and 36 in 2012...He ranks sixth in club history with 82 saves in a Pittsburgh uniform...He was originally selected by the Dodgers in the second round of the 2000 First-Year Player Draft...Hanrahan is a 2000 graduate of Norwalk (Iowa) Community High School.

### TOMMY EVERIDGE

### Hitting Coordinator



Everidge returns for his second season as Washington's Minor League Hitting Coordinator after spending the previous two seasons (2022-23) as the hitting coach for the Oakland Athletics...Prior to his role on the A's Major League staff, he worked eight seasons in Oakland's Minor League system...He began his coaching career as the hitting coach for short-season Single-A Vermont for two seasons (2014-15) before moving to Single-A Stockton (2016-17) and Double-A Midland (2018-20)...He spent one season with Triple-A Las Vegas in 2021 before being promoted to the Major League staff in 2022...Everidge spent seven seasons in Oakland's system as a player, eventually making his Major League debut in 2009...A native of Santa Rosa, California, Everidge was selected in the 10th round of the 2004 First-Year Player Draft from Sonoma State University.

## MINOR LEAGUE COORDINATORS

### RANDY KNORR

### Catching Coordinator



Knorr returned to player development in 2022 after spending the 2021 season as Washington's first base coach... He spent the 2020 season leading the group of players at the Alternate Training Site (Fredericksburg)... He managed Washington's Triple-A affiliates in 2019 (Fresno) and 2018 (Syracuse) and, prior to that, spent two seasons (2016-17) as a senior advisor in player development... He was on the player development side in 2016 after spending the previous four seasons (2012-15) as Washington's Major League bench coach... He began serving as the Nationals' bench coach during the 2012 NL East Championship season, his third stint on Washington's Major League coaching staff (bullpen coach final three months of 2006, entire 2009 season)... In 2010, he skippered the Double-A Harrisburg Senators, a club that boasted Stephen Strasburg, Tanner Roark, Drew Storen and Danny Espinosa, among other eventual big leaguers... Managed Single-A Potomac from 2006-08... Potomac's championship in 2008 was the first captured by a Nationals domestic club since the team's D.C. arrival in 2005... His first managerial experience came in 2005 with Single-A Savannah... That 2005 club included eventual big leaguers Ryan Zimmerman, Ian Desmond and Roger Bernadina, among others... Knorr played 19 professional seasons and parts of 11 Major League seasons with Toronto (1991-95), Houston (1996-97, 1999), Florida (1998), Texas (2000) and Montreal (2001)... He earned World Series rings with the Blue Jays in 1992 and 1993... Knorr was selected in the 10th round of the 1986 June Draft.

### BOB HENLEY

### Field Coordinator



Henley returns for his fourth season as Field Coordinator after spending eight seasons (2014-21) on Washington's Major League coaching staff... He enters his 31st season with the Nationals/Expos organization and 23rd as a coach... Henley joined Washington's Major League staff as third base coach for the 2014 season... In 2018, he added additional responsibilities as Washington's outfield instructor... Henley served the Nationals organization as Minor League field coordinator from 2010 to 2013... He spent 2006 through 2009 as catching coordinator, as well as manager of the Rookie-level Gulf Coast League Nationals, and guided the GCL Nationals to a league championship in 2009, posting a 36-19 mark before going a perfect 3-0 in the playoffs... Henley held previous managerial posts in the Nationals' system as well, including stints with Single-A Potomac (2005), Single-A Savannah (2004) and the GCL Expos (2003)... Henley was selected by the Montreal Expos in the 26th round of the 1991 First-Year Player Draft and appeared in 41 games for the Expos in 1998... He attended Okaloosa-Walton (Fla.) Junior College... Graduated from Mobile County (Ala.) High in 1991... Resides in Grand Bay, Ala., with his wife, Catina, and two children, Anna and Joe

### JEFF GARBER

### Fundamentals Coordinator



Garber enters his 18th season in the Nationals' chain and third in this role... He served as field coordinator the previous 12 seasons (2011-22)... Prior to joining the Washington system, he spent 20 years in Kansas City's organization as a player, coach and manager... Garber managed six seasons in the Royals' system with stops at Single-A Wilmington (1999-02) and Single-A Spokane (1997-98), where he posted a 399-310 (.563) career record as manager... He won the Carolina League Co-Championship with Wilmington in 1999... Coached with Spokane in 1996... Selected by Kansas City in the 10th round of 1988 June Draft and played in the minors with the Royals from 1988-95 as a utility infielder/outfielder... Honored with the Dick Howser Award in 2000 for contributions to the Kansas City organization.

### CHRIS PRIETO

### Outfield and Baserunning Coordinator



Prieto enters his second season with the Nationals after spending the previous two seasons (2022-23) as Tampa Bay's first base coach... Prior to joining their Major League staff, he served as their Minor League outfield/baserunning coordinator in 2020 and 2021... Prieto joined Tampa's organization after seven seasons with the Seattle Mariners, including six seasons on their Major League coaching staff... He was their third base coach in 2019, first base coach in 2018, special projects coach in 2017 and their quality assurance coach from 2014-16... Prieto joined the Major League staff after leading Rookie-level Pulaski to an Appalachian League title in 2013... He joined the coaching ranks in 2011 as a hitting coach for Single-A Eugene in San Diego's system after a 13-year professional career that included a two-game stint with the Los Angeles Angels in 2005... Prieto graduated from Carmel (CA) High School and attended San Jose City College and the University of Nevada. He was selected by the San Diego Padres in the 24th round of the 1993 June Amateur Draft.

### JASON WOOD

### Infield Coordinator



Wood embarks on his second season with the Nationals after spending the previous four seasons (2020-23) with the San Francisco Giants as their Minor League infield coordinator... Prior to his time with the Giants, he worked 11 seasons (2008-19) in the Texas Rangers system, spending the last nine as a manager across various levels... In 2014, Wood was named the Texas League Manager of the Year after leading Double-A Frisco to a league-best 80 wins... In 2012 and 2013 as the manager of High-A Myrtle Beach, *Baseball America* cited Wood as the top managerial prospect in the Carolina League... Wood appeared in 153 games across five Major League seasons with Oakland (1998), Detroit (1998-99) and Florida (2006-08). Wood amassed 1,840 hits in 1,890 games across 17 Minor League seasons from 1991 to 2008.

## MINOR LEAGUE COORDINATORS

### GENE BASHAM



Sports Administration from Wichita State University.

### *Medical and Rehab Coordinator*

Basham embarks on his fourth season with Washington after 21 seasons with the Miami Marlins, including six seasons on their Major League training staff...He was their head athletic trainer for two seasons (2020-21) after serving four seasons (2016-19) as their assistant athletic trainer...Prior to that, he spent 13 seasons (2003-15) as their athletic training and rehabilitation coordinator...In 2012, he was named the Marlins Player Development Person of the Year... In 2003, he was named the Marlins' Minor League Athletic Trainer of the Year...Basham served as the head athletic trainer for Venezuela's Pastora de los Llanos Baseball Club in 2001 and 2002...Prior to holding that post, he spent two seasons (2000-01) as an athletic trainer in the Montreal Expos' system...He also served as athletic trainer in the Texas Rangers' system from 1995-99...Basham graduated from Cal State-Northridge...He received his Master of Education in

### JEFF ALLRED



Allred begins his 18th year in the Washington system, eighth in this role...He spent five seasons (2013-17) with Triple-A Syracuse...Joined the Chiefs in 2013 after spending the 2011-12 seasons with Double-A Harrisburg...Prior to his stint with the Senators, he served as athletic trainer with Single-A Potomac (2009-10) and Single-A Hagerstown (2008)... Began tenure with the Washington organization after spending one season (2007) with the Macon Music of the Independent South Coast League...Graduated in 2006 from Texas State University with a Bachelor of Science in athletic training...While attending Texas State, worked as a student trainer for the Bobcats athletic department...Allred, a Texas native, is NATA certified.

### *Assistant Medical Coordinator*

### GABE TORRES



Torres enters his 11th year with the Nationals, and his fourth year as the Minor League Strength and Conditioning Coordinator...He served as a Minor League strength and conditioning coach from 2015-2021, working at every level from Rookie ball to High-A...After the 2019 season, he was named the Latin America Strength and Conditioning Coordinator, where he helped develop and progress the baseball academy in the Dominican Republic...A native of Puerto Rico, Torres played college baseball at the University of South Carolina-Beaufort...He earned his master's degree in Kinesiology from A.T. Still University...Torres lives in San Antonio, Texas with his wife Noelle.

### *Strength and Conditioning Coordinator*


### SHANE HILL



Hill embarks on his ninth season with the Nationals and third as the Assistant Strength and Conditioning Coordinator... He has held roles throughout Washington's system, including stops at the Florida Complex League (2022), High-A Wilmington (2021), Single-A Fredericksburg (2020), Single-A Potomac (2019), Single-A Hagerstown (2018) and Single-A Auburn (2017)...Hill joined the Nationals in Dec. 2016...He received his Master's degree in Applied Physiology & Kinesiology with a concentration in Human Performance from the University of Florida, where he also worked with the football and baseball teams...Hill attended the University of Central Florida and graduated from Nova Southeastern (FL) University with a degree in Exercise and Sports Science...Hill was selected by the Milwaukee Brewers in the eighth round of the 2006 First-Year Player Draft and played in the organization until 2008.

### *Assistant Strength and Conditioning Coordinator*

### ANDREW SCARLATA



Scarlata enters his seventh year with the Nationals and third in his current role...He was promoted to Manager of Minor League Operations and Player Education in November 2024 after spending the previous two seasons at the coordinator level...In his role, he manages all player education and acculturation programming in the Minor Leagues and Dominican Republic, assists with player development baseball operations, manages Visa applications and renewals for all international players and staff, and helps coordinate the Florida Complex League...Scarlata previously served as an intern at Major League Baseball and at both the Kansas City Royals' Dominican Republic Academy and their Minor League affiliate for player acculturation...Scarlata, a native of Braintree, Mass., attended Elon University in North Carolina and was student manager of the Division I baseball team...He graduated from Elon University in 2018 with degrees in Sport Management and Spanish, with a minor in Latin American studies...Scarlata resides in Palm Beach Gardens, Fla., and is based at the Nationals' Spring Training facility in West Palm Beach.

### *Manager, Minor League Operations and Player Education*

ROCHESTER RED WINGS (TRIPLE-A)



International League (East Division) — Nationals Affiliate Since: 2021  
**Stadium:** Frontier Field (1997) — **PHONE:** (585) 454-1001  
**General Manager:** Dan Mason (DMason@redwingsbaseball.com)  
**Media Contact:** Matt Toohey (Mtoohey@redwingsbaseball.com)  
**Radio Voice:** Josh Whetzel (JWhetzel@redwingsbaseball.com)  
**2024 Record:** 77-71 (4th Place, International League - East Division)

MATT LECROY

Manager



LeCroy returns for his fifth season leading Triple-A Rochester...He returned to the dugout in 2021 after spending the 2020 season as Washington's Minor League quality control coordinator...LeCroy added James Wood, Dylan Crews and Trey Lipscomb - among many others - as eventual Major Leaguers under his tutelage in 2024...2025 will mark his 17th season in a coaching role with the Washington Nationals organization...He managed the Double-A Harrisburg Senators for four seasons (2016-19)...Under his tutelage, Aaron Barrett made his return to the Major Leagues in 2019 following significant arm injuries...In 2018, Juan Soto made the jump from Harrisburg to the Major Leagues after just eight games...LeCroy spent two seasons (2014-15) on the Nationals Major League staff, serving as Matt Williams' bullpen coach...LeCroy served as a Minor League manager in the Nationals' chain from 2009-13...He spent 2012 and 2013 managing at Double-A Harrisburg, including a 2013 season in which four of his players made their MLB debuts straight from Double-A, including Anthony Rendon...Managed Single-A Potomac in 2011 and enjoyed two seasons (2009-10) as skipper at Single-A Hagerstown...In eight Major League seasons with Minnesota (2000-05, 2007) and Washington (2006), LeCroy batted .260 with 68 doubles, 60 home runs and 218 RBI in 476 games...LeCroy learned from three of the highest-regarded managers in MLB: Tom Kelly (2000-01), Ron Gardenhire (2002-05, 2007) and Frank Robinson (2006)...He was selected 50th overall in the 1997 First-Year Player Draft out of Clemson (S.C.) University...Resides in Belton, S.C. with his wife, Holly, and their five children: Isabella, Maggie, Noah, Max and Mabree.

RAFAEL CHAVES

Pitching Coach



Chaves embarks on his fourth season as Rochester's pitching coach after joining the organization in 2022...Under his watch in 2024, Brad Lord was named the "Nationals Way" award winner and in 2022, Cade Cavalli was named Washington's Minor League Pitcher of the Year...Prior to joining the organization, Chaves served as the director of pitching development for the Philadelphia Phillies for three seasons (2019-21)...He joined the Phillies as a pitching coordinator in 2015 and held that role until his promotion in 2019...He spent six seasons (2009-14) in player development roles for the Los Angeles Dodgers and one season (2008) as the pitching coach for Triple-A Scranton/Wilkes-Barre in the New York Yankees organization...Chaves was the pitching coach for the Seattle Mariners in 2006 and 2007 and, prior to that, spent eight seasons (1998-2005) as a pitching coach in Seattle's Minor League system: Arizona League Mariners (1998), Everett (1999), Wisconsin (2000), San Bernardino (2001), San Antonio (2002-03) and Tacoma (2004-05)...Chaves pitched in the Minor Leagues for 12 years (1986-97), with four organizations: the San Diego Padres, Baltimore Orioles, Florida Marlins and Pittsburgh Pirates.

BRIAN DAUBACH

Hitting Coach



Daubach, in his 15th season in the Washington chain, returns to the Triple-A ranks for his 10th season as hitting coach...Dylan Crews (2024), Jake Noll (2021) and Yadiel Hernandez (2019) were named Washington's Minor League Player of the Year under Daubach's guidance...Daubach spent 2013-14 as the manager of Double-A Harrisburg...Skipped Nationals Minor League clubs to three first-place finishes in five seasons...Led the Potomac Nationals to both first- and second-half Carolina League North titles before falling to Salem (BOS) in the Mills Cup Championship in 2013...In 2012, led Hagerstown to its second consecutive first-place finish, going 82-55...In 2011, managed Hagerstown to a 75-64 record in his first season as skipper...Managed the American Defenders of independent Can-Am League (2009) and served as hitting coach for the Nashua Pride (2008) in the same league...Spent parts of eight seasons in the majors with Florida (1998), Boston (1999-02 & 2004), Chicago-AL (2003) and New York-NL (2005)...Won a World Series title in 2004 with the Red Sox.

MARIO LISSON

Developmental Coach



Lisson moves to Triple-A Rochester after spending the previous three seasons (2022-24) as the manager of High-A Wilmington...He managed Single-A Fredericksburg in 2021...He was also tabbed to manage Single-A Hagerstown in 2020...Lisson spent the previous two seasons (2018-19) as the manager of the GCL Nationals...He joined the managerial ranks after a 16-year professional playing career that included stints in the Kansas City (2002-12), San Francisco (2014) and Washington (2015-17) organizations...Lisson also garnered playing experience thanks to eight seasons playing in the Venezuelan Winter League with Caracas (2006-07) and Magallanes (2011-18)...In addition, he spent the 2016 season playing for Saltillo of the Mexican League...Lisson played in more than 1,800 professional games between the three leagues...A native of Caracas, Venezuela, Lisson originally signed with Kansas City as a non-drafted free agent on April 1, 2002.



Eric Montague  
Athletic Trainer



Mike Warren  
Strength & Conditioning Coach



Daniel Minter  
Performance Analyst



# HARRISBURG SENATORS (DOUBLE-A)



*Double-A Eastern League (Southwest Division) — Nationals/Expos Affiliate Since: 1991*  
**Stadium:** First National Bank Field (2010) — **PHONE:** (717) 231-4444  
**Team President:** Kevin Kulp (KKulp@senatorsbaseball.com)  
**Media Contact and Radio Voice:** Terry Byrom (TByrom@senatorsbaseball.com)  
**2024 Record:** 68-70 (3rd Place, Double-A Eastern League - Southwest Division)

## DELINO DESHIELDS



DeShields returns for his third season as the manager of Double-A Harrisburg...He joined the organization after 14 seasons (2009-22) with the Cincinnati Reds organization, including four seasons (2019-22) as their first base/infield/baserunning coach on their Major League staff...Prior to that role, DeShields spent the previous 10 seasons in the Reds' player development system...In 2010, he began an eight-year run as a manager in their system, leading rookie-level Billings (2010), Single-A Dayton (2011-12), Double-A Pensacola (2013-14) and Triple-A Louisville (2015-17)....He spent the 2018 season as the organization's roving bunting and baserunning instructor...DeShields was Montreal's first-round pick in the 1987 Draft and went on to spend 13 seasons in the Major Leagues with Montreal, Los Angeles (NL), St. Louis, Baltimore and Chicago (NL).

*Manager*


## RIGO BELTRÁN



Beltrán embarks on his second season in Washington's system...In 2024, Brad Lord experienced a breakout first half (8-1, 1.40 ERA) under his guidance before being promoted to Triple-A Rochester...He joined the organization after spending the 2023 as the Cleveland Guardians' bullpen coach...Beltrán moved to that role after four seasons (2019-22) between Triple-A Columbus and Cleveland's Alternate Training Site...During that time, 19 pitchers made their Major League debuts after being called up from one of the two affiliates...Beltrán spent the 2018 season as the pitching coach for Double-A Akron after three seasons (2015-17) with High-A Lynchburg...Beltrán appeared in 78 Major League games across five seasons with Montreal (2004), Colorado (1999-00), New York Mets (1998-99) and St. Louis Cardinals (1997)...He was selected in the 26th round of the 1991 June Amateur Draft out of the University of Wyoming.

*Pitching Coach*


## JEFF LIVESEY



Livesey returns for his second season with Double-A Harrisburg, the place where his coaching career began in 1996 as the hitting coach for the Senators...He spent two seasons with Montreal's Double-A affiliate before joining Pittsburgh's organization in 1998...Prior to joining the Nationals, Livesey spent the last four seasons (2020-23) as Miami's Minor League hitting coordinator...He was also Miami's catching coordinator in 2023...He moved to the Minor League side after serving as their Major League assistant hitting coach in 2019...Prior to his time with the Marlins organization, Livesey spent 16 seasons (1998-2005, 2011-18) with the Pittsburgh Pirates organization, including five seasons on their Major League staff from 2014-18...Between stints with the Pirates, Livesey worked in Japan as the bench coach for the Hiroshima Carp (2006-09) and the Rakuten Eagles (2010)...Livesey played eight professional seasons in New York's (AL) Minor League system before joining the coaching ranks in 1996.


*Hitting Coach*

## OSCAR SALAZAR




Salazar joined the Nationals in 2022 after spending the 2021 season as the hitting coach for Triple-A El Paso in San Diego's Minor League system...From 2017-19, he served as the hitting coach for San Diego's Northwest League affiliate...He played 19 professional seasons, including parts of four Major League seasons with the Detroit Tigers (2002), Baltimore Orioles (2008-09) and San Diego Padres (2009-10)...He is a native of Maracay, Venezuela.

*Developmental Coach*



Don Neidig  
Athletic Trainer



Ryan Grose  
Strength & Conditioning Coach



Jordan Myers  
Performance Analyst

## WILMINGTON BLUE ROCKS (HIGH-A)



South Atlantic League (North Division) — Nationals Affiliate Since: 2021

**Stadium:** Daniel S. Frawley Stadium (1993) — **PHONE:** (302) 888-2015

**General Manager:** Vince Bulik (vbulik@bluerocks.com)

**Media Contact:** Liz Welch (lwelch@bluerocks.com)

**2024 Record:** 57-75 (6th Place, South Atlantic League - North Division)

### JAKE LOWERY

### Manager



Lowery embarks on his first season as the manager of High-A Wilmington after leading the Single-A Fredericksburg Nationals to the 2024 Carolina League championship in 2024...He spent three seasons (2022-24) managing the FredNats...He led them to the second half North Division title and a postseason spot in 2022...The FredNats led the league in runs scored and boasted the second-most wins in the Carolina League that season...Lowery managed the Florida Complex League Nationals in 2021, his first season in that role...A former catcher, Lowery spent parts of nine professional season in Washington's (2016-19) and Cleveland's (2011-15) Minor League systems...Lowery is a native of Midlothian, Va. and graduated from Cosby High School...He attended James Madison University before being selected in the fourth round of the 2011 First-Year Player Draft by Cleveland...In 2011, Lowery won the Johnny Bench Award as the nation's best catcher, was a First Team All-American, College Baseball Insider's National Hitter of the Year and the CAA Player of the Year...In 2022, he was inducted into the James Madison University Athletics Hall of Fame.

### MARK DIFELICE

### Pitching Coach



DiFelice returns to High-A Wilmington for his fourth season in 2025...Under his guidance, Jarlin Susana experienced a breakout season in 2024 and Andrew Alvarez was named Washington's Minor League Pitcher of the Year in 2023...Prior to joining the Nationals in 2022, he served as a pitching coach in Miami's Minor League system for four seasons (2017-20)...He was the pitching coach for Single-A Clinton in 2019-20 and Single-A Greensboro in 2017-18...DiFelice spent 2021 working as a private pitching instructor...He began his coaching career with Pittsburgh's Minor League system, working as the pitching coach for West Virginia (2015-16) and Jamestown (2014)...DiFelice spent parts of three professional seasons with the Milwaukee Brewers (2008-08, 2011)...He made his Major League debut on May 18, 2008 with Milwaukee vs. Boston and struck out Manny Ramirez for first career strikeout...DiFelice was selected by Colorado in the 15th round of the 1998 First-Year Player Draft from Western Carolina University...He is a native of Havertown, Pa.

### DELWYN YOUNG

### Hitting Coach




Young enters his second season as Wilmington's hitting coach after spending the previous two seasons (2022-23) as Fredericksburg's hitting coach...Under his tutelage, Jeremy De La Rosa and James Wood were named Washington's co-Minor League Hitters of the Year in 2022...Prior to joining the organization last season, he spent the 2021 season as the manager for the State College Spikes of the MLB Draft League...Prior to that, he served as a hitting coach for the Rookie-level Kingsport (2018) and short-season Single-A Brooklyn (2019) in New York's (NL) Minor League system...Young spent parts of five Major League seasons with the Los Angeles Dodgers (2006-08) and Pittsburgh Pirates (2009-10)...He was selected in the fourth round of the 2002 First-Year Player Draft out of Santa Barbara City College in Santa Barbara, Calif.

### MARK HARRIS


### Developmental Coach



Harris returns to High-A Wilmington as a developmental coach for the fourth consecutive season in 2025...He spent the 2021 season as the Florida Complex League Nationals hitting coach...He served the previous five seasons with short-season Single-A Auburn...Prior to that, he spent two seasons (2014-15) as Double-A Harrisburg's hitting coach...Under Harris' guidance in 2014, Michael A. Taylor experienced a breakout campaign...In addition to Taylor, Harris has tutored eventual Major Leaguers Luis García, Carter Kieboom, Juan Soto, Tres Barrera, Trea Turner, Wilmer Difo, Victor Robles, Raudy Read, Pedro Severino and Billy Burns, among many others...Spent the 2013 campaign with the Single-A Potomac Nationals, his second stint with Potomac...Worked as Hagerstown's hitting coach in 2012 and spent 2011 as Potomac's hitting coach...Joined the Nationals' organization in 2011 after spending the previous four seasons (2007-10) with the Kansas City Royals...Served as Kansas City's Minor League infield coordinator from 2008-10 and worked one season (2007) as a roving coach...Has enjoyed stints as a scout and coach in the Texas and Philadelphia chains, respectively...Runs a private baseball academy...Played in the Yankees Minor League system after being selected in first round (No. 25) of 1978 January Draft...Resides in Gainesville, Va.



Kirby Craft  
Athletic Trainer



RJ Guyer  
Strength & Conditioning Coach



Josh Freligh  
Performance Analyst

## FREDERICKSBURG NATIONALS (SINGLE-A)



*Carolina League (North Division) — Nationals Affiliate Since: 2005*  
**Stadium:** Virginia Credit Union Stadium (2020) — **PHONE:** (540) 858-4242  
**Team President:** Lani Silber Weiss (LWeiss@frednats.com)  
**General Manager:** Robert Perry (RPerry@frednats.com)  
**Media Contact and Radio Voice:** Eric Bach (ebach@frednats.com)  
**2024 Record:** 74-57 (2nd place, Carolina League - North Division)

### BILLY MCMILLON

### Manager



McMillon enters his first season as the manager of Single-A Fredericksburg...He joined the Nationals in 2022 as the developmental coach at Triple-A Rochester after spending the previous three seasons (2019-21) as the manager of Triple-A Worcester in Boston's Minor League system...From 2016-18, he served as Boston's outfielder and baserunning coordinator and, prior to that, held manager roles with Double-A Portland (2014), Single-A Salem (2012-13) and Single-A Greenville (2010-11)...With Portland, he was named 2014 Eastern League Manager of the Year...With Salem, he led Sox to the Mills Cup Championship in 2013 and, in 2010, he led Greenville to the South Atlantic League Championship Series in his managerial debut...He also served as the Drive's hitting coach from 2008-09...McMillon spent parts of six Major League seasons with the Florida Marlins (1996-97), Philadelphia Phillies (1997), Detroit Tigers (2000-01) and Oakland Athletics (2001-04)...He earned a B.A. from Clemson (S.C.) University and an MBA from the University of Phoenix...He and his wife, Krista, live in Columbia, S.C. with their children, Kennedy and Jackson.

### MIKE HABAS

### Hitting Coach



### JUSTIN LORD


### Pitching Coach



Lord returns to Single-A Fredericksburg for his third season in 2025...Under his guidance in 2024, Travis Sykora was named Nationals Minor League Pitcher of the Year and Jarlin Susana experienced a breakout season...Lord spent the 2022 season with Double-A Harrisburg and was with High-A Wilmington in 2021...He enters his sixth season with the Nationals organization after seven seasons (2013-19) as a pitching coach in the Baltimore Orioles Minor League system...He spent the 2019 season with the Single-A Frederick Keys...He also worked three seasons (2013, 2017-18) with Single-A Delmarva and three seasons with Single-A Aberdeen (2014-16)...Following the 2016 season, he served as the pitching coach for the Peoria Javelinas of the Arizona Fall League...Prior to joining Baltimore's system he was the pitching coach for the independent Southern Illinois Miners (2011-12) and Pensacola Pelicans (2009-10)...Lord pitched professionally for the independent St. Paul Saints (2006-08) as well as stints in the Pittsburgh (2004-05) and Kansas City (2001-03) chains...Lord attended Chipola (Fla.) Junior College and Florida State University...He resides in Grovetown, Ga.

### LUIS ORDAZ


### Developmental Coach



Ordaz joins the Fredericksburg staff after spending the previous three seasons (2022-24) as the manager of the FCL Nationals... He joined the FCL Nationals in 2022 after serving as High-A Wilmington's hitting coach in 2021...Prior to that, he spent the previous five seasons with Single-A Fredericksburg/Potomac...Under his tutelage, four Nationals Minor Leaguers won the Players of the Year award (2018-Carter Kieboom, 2017-Daniel Johnson, 2015 and 2016-Jose Marmolejos)...During his four seasons with Potomac, Ordaz worked with top prospects Juan Soto, Victor Robles and Andrew Stevenson, among others...He spent the 2014 and 2015 seasons with Single-A Hagerstown...Under his watch, Wilmer Difo was named the 2014 South Atlantic League Most Valuable Player...Prior to his stint with the Suns, he spent three years (2011-13) as the hitting coach at short-season Single-A Auburn...Ordaz, a native of Maracaibo, Venezuela, enjoyed a seven-year MLB playing career with St. Louis (1997-99), Kansas City (2000-02) and Tampa Bay (2006) as an infielder.



Jacob Meyer  
Athletic Trainer



Mike Reiskind  
Strength & Conditioning Coach



Samantha Unger  
Performance Analyst

## FLORIDA COMPLEX LEAGUE NATIONALS



*Florida Complex League — Nationals Affiliate Since: 2005*

**Stadium:** The Ballpark of the Palm Beaches (2017) — **PHONE:** (844) 676-2017

**Contact:** Dianne Wiebe (Dianne.Wiebe@nationals.com)

**2023 Record:** 25-29, (3rd place, Florida Complex League East Division)

### CARMELO JAIME

*Manager*



Jaime will manage the FCL Nationals for the first time in 2025...He joined the Nationals in 2022 after serving as coach in the Detroit Tigers organization from 2012-21...He played three seasons (2008-10) in Detroit's Minor League system after being selected in the 24th round of the 2008 First-Year Player Draft...A native of Santo Domingo, Dominican Republic, Jaime attended Miami Dade College.

### FRANKLIN BRAVO

*Pitching Coach*



Bravo is in his 23rd season as a pitching coach in the Washington system...2025 will be his fifth season with the FCL Nationals...He spent the previous three seasons with short-season Single-A Auburn...He served the same role with Auburn from 2009-11...Bravo spent four seasons (2014-17) with Single-A Potomac...He spent the 2012 and 2013 campaigns at Single-A Hagerstown...Prior to that, Bravo worked three seasons for the Nationals short-season affiliates in Vermont (2009-10) and Auburn (2011)...Spent four seasons (2005-08) as pitching coach of the GCL Nationals...Served as pitching coach of short-season Vermont in 2004 and the Expos' Dominican Summer League entry in 2003...Played five seasons in Pittsburgh's Minor League system, retiring after the 2000 season...In 1999 at Hickory of the Single-A South Atlantic League, posted a 7-1 record with a 3.22 ERA in 34 games (eight starts) to finish second in the organization in ERA (3.21)...Resides in Santo Domingo, Dominican Republic.

### ENDER CHÁVEZ


*Hitting Coach*



Chávez returns to the FCL Nationals for his fourth season...In 2021, he served as a bench coach for New York's (NL) Florida Complex League club...He joined the Mets Minor League system in 2011 as hitting coach for the DSL Mets and spent three seasons in the same role with the GCL Mets from 2013-2015...He spent 2018 with Single-A Columbia and 2019-20 as the hitting coach for Rookie-level Kingsport...He was a Major League batting practice pitcher in 2020...He worked in the Liga Paralela de Beisbol in Venezuela (Venezuelan League minors) as a coordinator for the Bravos de Margarita Paralela League affiliate in 2013 and a manager for Navegantes' Paralela team affiliate in 2014...Chávez was an assistant hitting coach with Navegantes during the 2016-17 offseason...Chávez played in the Minor Leagues for Colorado (1998-01), New York (NL) (2002-03, 2008) and Montreal/Washington (2004-2007).

### DESTIN HOOD

*Developmental Coach*



Hood embarks on his fourth season with the FCL Nationals...He began his full-time professional coaching career in 2022 after spending the 2021 season an instructor for the FCL Nationals...A second-round pick in the 2008 First-Year Player Draft, Hood played 12 professional seasons with Washington's (2008-14), Cleveland's (2014-15), Philadelphia's (2015), Miami's (2015-17) and Texas' (2018) Minor League systems...He appeared in 13 games with the Miami Marlins in 2016.

### FRANK MOORE

*Developmental Coach*



Moore joined the Nationals in 2025 after spending the previous 15 seasons as a member of the Miami Marlins organization, most recently as a player performance coordinator...Prior to that role, he worked as a defensive coach for Single-A Pensacola...Moore began his coaching career in 2009, serving as a hitting coach throughout their system until 2021...He worked as their outfield and baserunning coordinator in 2015...Moore played 10 professional seasons in Tampa Bay's (1998-2004) and Miami's (2005-07) systems and capped his playing career in 2008 with Somerset of the Atlantic League...A native of Douglas, Georgia, Moore was selected in the 23rd round of the 1998 First-Year Player Draft.



Nitfrancis Marrero  
Athletic Trainer



Nathan Sier  
Strength & Conditioning Coach



Cesar Roman  
Athletic Trainer



## Dominican Summer League Nationals



*Dominican Summer League — Nationals Affiliate Since: 2005*

**Stadium:** Las Americas Complex (1997)

**Contact:** Eduardo Castro (Eduardo.Castro@nationals.com)

**2023 Record:** 23-30 (6th Place, Dominican Summer League - Central Division)

### SANDY MARTINEZ

*Field Coordinator/Manager*



Martinez is entering his 15th season in Washington's system and 154th the manager of the Dominican Summer League club...He's managed some of the top international talent in Washington's system, including Victor Hurtado, Christian Vaquero, Armando Cruz, Victor Robles, Juan Soto, Yasel Antuna, Daniel Marte, Luis Garcia and Wilmer Difo, among others...Enjoyed a 15-year professional career before becoming a coach in the Nationals' organization...Played parts of eight Major League seasons with Toronto (1995-97), Chicago-NL (1998-99), Florida (2000), Montreal (2001), Cleveland (2004) and Boston (2004)...Was behind the plate for the Cubs when Kerry Wood struck out 20 batters on May 6, 1998 vs. Houston...Resides in Santo Domingo, Dominican Republic.

### RAFAEL OZUNA

*Hitting/Infield*



Rafael Ozuna joined the Nationals in 2023 after spending the previous five seasons with the Arizona Diamondbacks, most recently as the manager of their Dominican Summer League club (2018, 2021-22)...He also spent two seasons (2019-20) as the hitting coach of the DSL Diamondbacks...Prior to that, he spent nine seasons in the Los Angeles Dodgers system as an assistant hitting coach at Single-A Rancho Cucamonga (2015-17) and an outfield/baserunning coach with the DSL Dodgers (2009-14)...A native of Santo Domingo, Dominican Republic, Ozuna joined the coaching ranks after an 11-year playing career.

### FELIBERTO SANCHEZ

*Pitching Coach*



Sanchez enters his second season as pitching coach after spending two seasons (2022-23) as the assistant pitching coach...He joined Washington's organization after five seasons (2017-21) as part of Philadelphia's player development staff, most recently as an assistant pitching coach for the Dominican Summer League Phillies...A native of Sabana Grande, Dominican Republic, Sanchez spent four seasons (2012-15) a pitcher in the Phillies Minor League system.

### FREDDY GUZMAN

*Hitting/Outfield/Baserunning Coach*



Guzman returns to the DSL Nationals for his eighth season in 2025...He joined the coaching ranks after a 16-year professional career that included parts of five Major League seasons...A switch-hitting outfielder, Guzman spent time in the San Diego (2001-06), Texas (2006-07), Detroit (2008), Seattle (2009), Boston (2009), Baltimore (2009) and New York-AL (2009) systems...He made his Major League debut with San Diego in 2004 and would go on to appear in big league games with Texas (2006-07), New York (2009) and Tampa Bay (2013)...Guzman spent his last seven seasons (2011-17) playing in the Mexican League.

### NIOMAR GOMEZ

*Assistant Pitching Coach*



Gomez joined the coaching ranks in 2025 after a five year professional career in Washington's Minor League system...He appeared in 55 games (38 starts) from 2017 to 2023, going 7-12 with a 5.32 ERA and 180 strikeouts in 187.2 innings.



Isaac Adornetto  
Athletic Trainer



Manny Moore  
Latin American  
Training Coordinator



Santo Del Rosario  
Strength & Conditioning  
Coach

2024 FIRST-YEAR PLAYER DRAFT

RD	OVERALL	PLAYER	POS	B/T	HT	WT	DOB	SCHOOL	SCOUT
1	10	Seaver King	SS	R/R	6'0"	195	4/25/03	Wake Forest (NC)	Bob Hamelin
CB-A	39	Caleb Lomavita	C	R/R	5'11"	200	11/18/02	Univ. of California, Berkeley	Bryan Byrne
	2	Luke Dickerson	SS	R/R	5'11"	177	8/09/05	Morris Knolls (NJ) High School	John Malzone
3	79	Kevin Bazzell	C	R/R	6'1"	205	3/29/03	Texas Tech University	Cody Staab
4	108	Jackson Kent	LHP	L/L	6'3"	219	2/10/03	University of Arizona	Mitch Sokol
5	141	Randal Diaz	SS	R/R	6'0"	205	5/20/03	Indiana State University	James Goodwin
6	170	Davian Garcia	RHP	R/R	6'2"	190	10/10/03	Florida Gulf Coast University	Alex Morales
7	200	Robert Cranz	RHP	R/R	6'3"	207	5/28/03	Oklahoma State University	Cody Staab
8	230	Sam Petersen	OF	R/R	6'0"	200	1/20/03	University of Iowa	James Goodwin
9	260	Jackson Ross	3B	R/R	6'2"	210	4/5/00	University of Mississippi	Tommy Jackson
10	290	Luke Johnson	RHP	R/R	6'2"	210	9/5/00	Univ. of Md.-Baltimore Co.	Bobby Myrick
11	320	Merritt Beeker	LHP	L/L	6'2"	198	11/12/01	Ball State (Ind.) University	James Goodwin
12	350	Alexander Meckley	RHP	R/R	6'2"	240	7/12/03	Coastal Carolina (S.C.) University	Bob Hamelin
13	380	Bryant Olson	LHP	L/L	6'4"	190	12/19/02	Mercer (Ga.) University	Tommy Jackson
14	410	Yoel Tejeda Jr.	RHP	S/R	6'8"	215	7/8/03	Florida State University	Alex Morales
15	440	Sir Jamison Jones	C	R/R	6'2"	225	5/19/06	St. Rita (Ill.) High School	James Goodwin
16	470	Nolan Hughes	LHP	L/L	6'5"	235	3/7/02	Xavier (Ohio) University	Brian Cleary
17	500	Gavin Bruni	LHP	L/L	6'3"	205	10/12/02	Ohio State University	Brian Cleary
18	530	Teo Banks	OF	R/R	6'2"	209	7/10/03	Tulane (La.) University	Kevin Ham
19	560	Ryan Minckler	RHP	R/R	6'2"	185	10/1/02	Niagara (N.Y.) University	John Malzone
20	590	Colby Shelton	INF	L/R	6'0"	195	12/6/02	University of Florida	Alex Morales

2024 UNDRAFTED FREE AGENTS

PLAYER	POS	B/T	HT	WT	DOB	SCHOOL	SCOUT
Francesco Barbieri	OF	L/R	6'1"	180	4/14/00	Ave Maria (FL) University	Alex Morales
Christian Fagnant	C	L/R	5'10"	195	6/20/01	Amherst (Mass.) College	John Malzone

2025 INTERNATIONAL SIGNINGS

PLAYER	POS	B/T	HT	WT	DOB	HOMETOWN, COUNTRY	SCOUT
Ronny Bello	2B	R/R	5'10"	150	17	10/18/07 San Pedro de Macoris, DOM	Oscar Disla
Jesus Carrasco	RHP	R/R	6'3"	152	18	6/6/06 Cagua, VEN	German Robles
Junior Castillo	C	L/R	6'0"	177	17	9/11/07 Puerto Plata, DOM	Abraham Despradel
Brayan Cortesia	SS	R/R	6'2"	165	17	11/14/07 Cumana, VEN	Juan Indriago
Edgardo Figueroa	C	R/R	5'10"	177	17	9/10/07 Monagas, VEN	Abraham Despradel
Jonierbis Garces	OF	R/R	6'5"	176	17	12/22/07 Puerto Cabello, VEN	German Robles
Marconi German	SS	S/R	5'10"	170	17	9/9/07 Bani, DOM	Bolivar Pelletier
Daniel Hernandez	C	L/R	6'0"	165	16	2/16/08 Puerto La Cruz, VEN	Salvador Donadelli
Juan Lopez	RHP	R/R	6'2"	190	19	1/26/05 Santo Domingo, DOM	Ricardo Vasquez
Hernan Mejia	LHP	L/L	6'2"	170	17	9/7/07 Bocono, VEN	Juan Indriago
Manuel Ruiz	RHP	R/R	5'11"	165	18	3/24/06 San Carlos Cojedes, VEN	German Robles
Jhondel Salas	RHP	R/R	5'11"	199	17	11/13/07 Higueroate, VEN	Juan Indriago
Adrian Tusen	SS	S/R	6'1"	140	17	10/8/07 San Pedro de Macoris, DOM	Virgilio De Leon
Esnaider Vargas	OF	R/R	6'2"	162	17	11/1/07 Azua, DOM	Bolivar Pelletier

## TOP PROSPECT LISTS ENTERING THE SEASON

## 2025 BASEBALL AMERICA TOP 30

1. Dylan Crews, OF
2. Travis Sykora, RHP
3. Jarlin Susana, RHP
4. Brady House, 3B
5. Seaver King, SS
6. Alex Clemmey, LHP
7. Cade Cavalli, RHP
8. Caleb Lomavita, C
9. Cayden Wallace, 3B
10. Daylen Lile, OF
11. Luke Dickerson, SS
12. Robert Hassell III, OF
13. Jake Bennett, LHP
14. Kevin Bazzell, C
15. Angel Feliz, SS/3B
16. Andrew Pinckney, OF
17. Brayan Cortesia, SS
18. Drew Millas, C
19. Andry Lara, RHP
20. Jackson Rutledge, RHP
21. Zach Brzykcy, RHP
22. Yohandy Morales, 1B/3B
23. Elijah Green, OF
24. Robert Cranz, RHP
25. Tyler Stuart, RHP
26. Daniel Hernandez, C
27. Nasim Nuñez, SS
28. Cristhian Vaquero, OF
29. Brad Lord, RHP
30. Brayan Romero, RHP

## 2025 MLB PIPELINE.COM TOP 30

1. Dylan Crews, OF
2. Travis Sykora, RHP
3. Jarlin Susana, RHP
4. Brady House, 3B
5. Seaver King, SS
6. Alex Clemmey, LHP
7. Luke Dickerson, SS
8. Cade Cavalli, RHP
9. Caleb Lomavita, C
10. Daylen Lile, OF
11. Cayden Wallace, 3B
12. Robert Hassell III, OF
13. Yohandy Morales, 1B/3B
14. Kevin Bazzell, C
15. Tyler Stuart, RHP
16. Angel Feliz, SS
17. Andry Lara, RHP
18. Jake Bennett, LHP
19. Victor Hurtado, OF
20. Brayan Cortesia, SS
21. Jackson Kent, LHP
22. Zach Brzykcy, RHP
23. Brad Lord, RHP
24. Marquis Grissom Jr., RHP
25. Elijah Green, OF
26. Andrew Pinckney, OF
27. Cristhian Vaquero, OF
28. Kevin Made, SS
29. Sam Petersen, OF
30. Orlando Ribalta, RHP

## 2024 BASEBALL AMERICA TOP 10

1. Dylan Crews, OF
2. James Wood, OF
3. Brady House, 3B
4. Cade Cavalli, RHP
5. Yohandy Morales, 3B
6. Alex Clemmey, LHP
7. Robert Hassell III, OF
8. Cristhian Vaquero, OF
9. Elijah Green, OF
10. Jarlin Susana, RHP

## 2023 BASEBALL AMERICA TOP 10

1. James Wood, OF
2. Robert Hassell III, OF
3. Elijah Green, OF
4. Cade Cavalli, RHP
5. Brady House, INF
6. Cristhian Vaquero, OF
7. Jarlin Susana, RHP
8. Jeremy De La Rosa, OF
9. Jackson Rutledge, RHP
10. T.J. White, INF

## 2022 BASEBALL AMERICA TOP 10

1. Kelbert Ruiz, C
2. Cade Cavalli, RHP
3. Brady House, INF
4. Yasel Antuna, OF
5. Andry Lara, RHP
6. Cole Henry, RHP
7. Joan Adon, RHP
8. Gerardo Carrillo, RHP
9. Jackson Rutledge, RHP
10. Armando Cruz, INF

## 2021 BASEBALL AMERICA TOP 10

1. Cade Cavalli, RHP
2. Jackson Rutledge, RHP
3. Cole Henry, RHP
4. Yasel Antuna, INF
5. Andry Lara, RHP
6. Jeremy De La Rosa, OF
7. Tim Cate, LHP
8. Mason Denaburg, RHP
9. Matt Cronin, LHP
10. Drew Mendoza, 1B

## 2020 BASEBALL AMERICA TOP 10

1. Carter Kieboom, INF
2. Luis Garcia, INF
3. Jackson Rutledge, RHP
4. Wil Crowe, RHP
5. Tim Cate, LHP
6. Drew Mendoza, 1B
7. Andry Lara, RHP
8. Mason Denaburg, RHP
9. Yasel Antuna, INF
10. Seth Romero, LHP

## 2019 BASEBALL AMERICA TOP 10

1. Victor Robles, OF
2. Carter Kieboom, INF
3. Luis Garcia, INF
4. Mason Denaburg, RHP
5. Wil Crowe, RHP
6. Tim Cate, LHP
7. Seth Romero, LHP
8. Sterling Sharp, RHP
9. Yasel Antuna, INF
10. Jake Irvin, RHP

## 2018 BASEBALL AMERICA TOP 10

1. Victor Robles, OF
2. Juan Soto, OF
3. Erick Fedde, RHP
4. Carter Kieboom, SS
5. Seth Romero, LHP
6. Luis Garcia, SS
7. Wil Crowe, RHP
8. Daniel Johnson, OF
9. Raudy Read, C
10. Yasel Antuna, SS

## 2017 BASEBALL AMERICA TOP 10

1. Victor Robles, OF
2. Erick Fedde, RHP
3. Juan Soto, OF
4. Wilmer Difo, INF
5. Andrew Stevenson, OF
6. Koda Glover, RHP
7. Luis Garcia, SS
8. Carter Kieboom, SS
9. Pedro Severino, C
10. Austin Voth, RHP

## 2016 BASEBALL AMERICA TOP 10

1. Lucas Giolito, RHP
2. Trea Turner, INF
3. Victor Robles, OF
4. Erick Fedde, RHP
5. Reynaldo Lopez, RHP
6. Wilmer Difo, INF
7. A.J. Cole, RHP
8. Andrew Stevenson, OF
9. Austin Voth, RHP
10. Anderson Franco, 3B

## 2015 BASEBALL AMERICA TOP 10

1. Lucas Giolito, RHP
2. Michael A. Taylor, OF
3. Reynaldo Lopez, RHP
4. Erick Fedde, RHP
5. Steven Souza Jr., OF
6. A.J. Cole, RHP
7. Wilmer Difo, INF
8. Drew Ward, 3B
9. Brian Goodwin, OF
10. Nick Pietvetta, RHP

## 2014 BASEBALL AMERICA TOP 10

1. Lucas Giolito, RHP
2. A.J. Cole, RHP
3. Brian Goodwin, OF
4. Matt Skole, 1B/3B
5. Robbie Ray, LHP
6. Sammy Solis, LHP
7. Michael Taylor, OF
8. Jake Johansen, RHP
9. Nathan Karns, RHP
10. Steven Souza Jr. OF

## 2013 BASEBALL AMERICA TOP 10

1. Anthony Rendon, 3B
2. Lucas Giolito, RHP
3. Brian Goodwin, OF
4. Matt Skole, 1B/3B
5. Nathan Karns, RHP
6. Christian Garcia, RHP
7. Eury Perez, OF
8. Sammy Solis, LHP
9. Matt Purke, LHP
10. Zach Walters, SS

## 2012 BASEBALL AMERICA TOP 10

1. Bryce Harper, OF
2. Anthony Rendon, 3B
3. Danny Espinosa, INF
4. A.J. Cole, RHP
5. Brian Goodwin, OF
6. Alex Meyer, RHP
7. Matt Purke, LHP
8. Sammy Solis, LHP
9. Derek Norris, C
10. Steve Lombardozzi, INF

## 2011 BASEBALL AMERICA TOP 10

1. Bryce Harper, OF
2. Derek Norris, C
3. Danny Espinosa, SS
4. A.J. Cole, RHP
5. Wilson Ramos, C
6. Sammy Solis, LHP
7. Cole Kimball, RHP
8. Eury Perez, OF
9. Chris Marrero, 1B
10. Brad Peacock, RHP

## 2010 BASEBALL AMERICA TOP 10

1. Stephen Strasburg, RHP
2. Derek Norris, C
3. Drew Storen, RHP
4. Ian Desmond, SS
5. Danny Espinosa, INF
6. Chris Marrero, 1B
7. Jeff Kobernus, 2B
8. Justin Maxwell, OF
9. Michael Burgess, OF
10. Destin Hood, OF

## 2009 BASEBALL AMERICA TOP 10

1. Jordan Zimmermann, RHP
2. Ross Detwiler, LHP
3. Chris Marrero, 1B
4. Michael Burgess, OF
5. Jack McGeary, LHP
6. Derek Norris, C
7. Destin Hood, OF
8. Adrian Nieto, C
9. J.P. Ramirez, OF
10. Esmailyn Gonzalez, SS

## 2008 BASEBALL AMERICA TOP 10

1. Chris Marrero, 1B
2. Ross Detwiler, LHP
3. Collin Balester, RHP
4. Michael Burgess, OF
5. Jack McGeary, LHP
6. Josh Smoker, RHP
7. Jordan Zimmermann, RHP
8. Justin Maxwell, OF
9. Colton Wilems, RHP
10. John Lannan, LHP

## 2007 BASEBALL AMERICA TOP 10

1. Collin Balester, RHP
2. Chris Marrero, 1B
3. Colton Wilems, RHP
4. Kory Casto, 3B
5. Esmailyn Gonzalez, SS
6. Zenchry Zincolia, RHP
7. Glenn Gibson, LHP
8. Matt Chico, LHP
9. Stephen King, SS
10. Ian Desmond, SS

## 2006 BASEBALL AMERICA TOP 10

1. Ryan Zimmerman, 3B
2. Collin Balester, RHP
3. Clint Everts, RHP
4. Ian Desmond, SS
5. Kory Casto, 3B
6. Mike Hinkley, LHP
7. Bill Bray, LHP
8. Larry Broadway, 1B/OF
9. Daryl Thompson, RHP
10. Frank Diaz, OF

## 2005 BASEBALL AMERICA TOP 10

1. Mike Hinkley, LHP
2. Larry Broadway, OF
3. Ryan Church, OF
4. Clint Everts, RHP
5. Brendon Harris, 3B
6. Bill Bray, LHP
7. Daryl Thompson, RHP
8. Darrell Rasner, RHP
9. Kory Casto, 3B
10. Collin Balester, RHP

MINOR LEAGUE PLAYERS

ABREU, JUAN — RHP

OD AGE: 24 HT: 6'2" WT: 204 BATS: R THROWS: R BORN: 6/12/00 Pepillo Salcedo, DOM

OBTAINED: Signed as a non-drafted free agent, Dec. 13, 2019.

CAREER NOTES: 2023: Pitched in a career-high 34 games with Fredericksburg. SIGNED BY: Modesto Ulloa

YEAR	CLUB	W	L	ERA	G	GS	CG	SHO	SV	IP	H	R	ER	HR	HB	BB	SO	SO/9	WP	BK	AVG
2019										DID NOT PITCH / Signed Late											
2020										DID NOT PITCH											
2021	DSL Nationals	1	1	1.06	11	0	0	0	0	17.0	5	5	2	0	0	10	31	16.40	4	0	.093
2022	FCL Nationals	2	1	4.91	15	0	0	0	0	22.0	19	21	12	4	3	16	33	13.50	6	2	.218
2023	Fredericksburg	2	0	5.24	34	0	0	0	0	44.2	32	26	26	4	3	40	45	9.07	3	3	.201
2024										DID NOT PITCH/Injured											
MINORS TOTALS		5	2	4.30	60	0	0	0	0	83.2	56	52	40	8	4	66	109	14.77	13	5	.187

ACEVEDO, ANDY — OF

OD AGE: 19 HT: 6'1" WT: 170 BATS: L THROWS: L BORN: 11/26/05 Santo Domingo, DOM

OBTAINED: Signed as a non-drafted free agent, Jan. 15, 2023.

CAREER NOTES: 2024: Stole 11 bases over 29 games with FCL Nationals, third-most on the team. 2023: Entered the season rated by Baseball America as Washington's No. 29 prospect. Finished his first professional season with 19 RBI, 25 walks and 23 stolen bases. SIGNED BY: Bolivar Pelletier

YEAR	CLUB	AVG	G	AB	R	H	TB	2B	3B	HR	RBI	SAC	SF	HP	BB	SO	SB	CS	OBP	SLG	OPS	E
2022											SIGNED FOR 2023											
2023	DSL Nationals	.170	47	153	22	26	38	2	2	2	19	0	2	4	25	59	23	11	.299	.248	.547	5
2024	FCL Nationals	.171	29	82	6	14	15	1	0	0	4	1	0	2	12	23	11	0	.292	.183	.475	1
MINORS TOTALS		.170	76	235	28	40	53	3	2	2	23	1	2	6	37	82	34	11	.296	.226	.522	6

AGOSTINI, GABRIEL — LHP

OD AGE: 20 HT: 6'0" WT: 199 BATS: L THROWS: L BORN: 7/24/04 Cantaura, VEN

OBTAINED: Signed as a non-drafted free agent, Jan. 15, 2021.

CAREER NOTES: 2024: Started one game before being placed on the full-season injured list. 2023: Promoted to Fredericksburg from FCL Nationals on September 9...Led FCL Nationals pitchers in innings pitched (43.2) and strikeouts (38). SIGNED BY: Salvador Donadelli

YEAR	CLUB	W	L	ERA	G	GS	CG	SHO	SV	IP	H	R	ER	HR	HB	BB	SO	SO/9	WP	BK	AVG
2020										DID NOT PITCH / Signed Late											
2021	DSL Nationals	5	2	1.11	15	4	0	0	0	32.1	23	8	4	0	6	6	42	11.69	4	1	.198
2022	FCL Nationals	2	1	3.63	11	7	0	0	0	34.2	34	15	14	2	5	19	34	8.83	6	0	.254
2023	FCL Nationals	2	6	4.53	11	7	0	0	0	43.2	36	25	22	4	6	19	38	7.83	1	0	.221
	Fredericksburg	1	0	0.00	1	0	0	0	0	2.0	3	0	0	0	0	0	1	4.50	0	0	.375
2024	Fredericksburg	0	1	34.71	1	1	0	0	0	2.1	7	9	9	0	0	4	1	3.86	0	1	.583
MINORS TOTALS		10	10	3.83	39	19	0	0	0	115.0	103	57	49	6	17	48	116	9.08	11	2	.238

ALDONIS, PABLO — LHP

OD AGE: 23 HT: 6'1" WT: 194 BATS: L THROWS: L BORN: 3/21/02 Tamayo, DOM

OBTAINED: Signed as a non-drafted free agent, July 2, 2019.

CAREER NOTES: 2023: Started a career-high five games. 2022: Made professional debut on June 6. 2020: Participated in Instructional League following the season. SIGNED BY: Modesto Ulloa

YEAR	CLUB	W	L	ERA	G	GS	CG	SHO	SV	IP	H	R	ER	HR	HB	BB	SO	SO/9	WP	BK	AVG
2019										DID NOT PITCH / Signed Late											
2020										DID NOT PITCH											
2021										DID NOT PITCH											
2022	FCL Nationals	1	2	4.39	6	3	0	0	0	26.2	26	13	13	2	1	5	33	11.14	0	1	.248
	Fredericksburg	2	0	2.77	3	3	0	0	0	13.0	11	4	4	2	0	6	16	11.08	1	0	.229
2023	Fredericksburg	0	2	4.05	5	5	0	0	0	20.0	13	9	9	1	1	11	21	9.45	2	5	.186
2024										DID NOT PITCH/Injured											
MINORS TOTALS		3	4	3.92	14	11	0	0	0	59.2	50	26	26	5	2	22	70	10.56	3	6	.224

ALSTON, GARVIN — LHP

OD AGE: 28 HT: 6'4" WT: 205 BATS: R THROWS: L BORN: 3/12/1997, Phoenix, Ari. SCHOOL: South Carolina-Aiken

OBTAINED: Acquired from Chicago (AL) in exchange for cash, Apr. 21, 2022.

CAREER NOTES: 2024: Matched a career-high 44 games (also in 2023) between Harrisburg and Rochester...Allowed just one earned run in seven relief appearances in May. 2023: Appeared in a team-high and career-high 44 games...Made his first career start in game two of a doubleheader on May 4 at New Hampshire. 2019: Made his professional debut with Arizona Rookie League White Sox...Held opponents scoreless in eight of 13 games. HIGH SCHOOL: Originally was selected by Chicago (AL) in the 37th round of the June 2015 First-Year Player Draft, but did not sign...2015 graduate of Mountain Pointe (Ariz.) High School, where he led the football team to a state championship...Father, Garvin Sr., was a Major League bullpen coach with Arizona (2016) and Oakland (2017) and pitching coach with Minnesota (2018). SIGNED BY: Kevin Burrell (CWS)

YEAR	CLUB	W	L	ERA	G	GS	CG	SHO	SV	IP	H	R	ER	HR	HB	BB	SO	SO/9	WP	BK	AVG
2019	AZL White Sox	0	1	3.00	13	0	0	0	1	18.0	18	8	6	2	0	4	22	11.00	2	0	.254
2020										DID NOT PITCH											
2021	ACL White Sox	0	0	0.00	1	0	0	0	0	1.0	0	0	0	0	0	0	2	18.00	0	0	.000
	Kannapolis	3	3	6.75	26	0	0	0	0	42.2	48	38	32	4	7	28	40	8.44	3	0	.286
2022	Wilmington	4	1	1.96	29	0	0	0	1	41.1	21	12	9	3	2	16	39	8.49	1	2	.147
	Harrisburg	0	1	6.75	4	0	0	0	0	5.1	8	5	4	0	1	2	4	6.75	0	0	.381
2023	Harrisburg	2	4	4.91	44	1	0	0	0	58.2	69	32	32	5	3	25	45	6.90	3	0	.297
2024	Harrisburg	1	2	3.00	35	0	0	0	0	42.0	37	18	14	1	3	23	44	9.43	1	1	.234
	Rochester	0	0	6.87	9	0	0	0	0	18.1	15	15	14	3	0	11	17	8.35	0	0	.221
MINORS TOTALS		10	12	4.39	161	1	0	0	2	227.1	216	128	111	18	16	109	213	8.43	10	3	.250



ALVAREZ, ANDREW — LHP

OD AGE: 25 HT: 6'3" WT: 227 BATS: L THROWS: L BORN: 6/13/99 Anaheim, Calif. SCHOOL: Cal. Poly. State University

OBTAINED: Selected in the 12th round of the 2021 First-Year Player Draft.

CAREER NOTES: **2024:** Went 8-9 with a 3.90 ERA in 26 starts between Double-A Harrisburg and Triple-A Rochester...Struck out a season-high 10 batters over 5.0 innings of two-run ball on September 22 while in Rochester. **2023:** Named Washington's Minor League Pitcher of the Year...Finished the season ranked in Washington's Minor League system in ERA (1st 2.99), WHIP (1st, 1.17), innings pitched (1st, 129.1), strikeouts (2nd, 116) and opponents' average (2nd, .229)...Went 7-7 with a 2.99 ERA, 116 strikeouts and 43 walks in 129.1 innings across 26 games (22 starts) between High-A Wilmington and Double-A Harrisburg...His best start was on August 12 at Bowling Green (TBR), tossing 8.0 no-hit innings, walking two and striking out a career-high 11 batters, earning him South Atlantic League Pitcher of the Week honors...His 11 strikeouts marked the first double-digit strikeout performance of his Minor League career. **2022:** 103 strikeouts were tied for ninth among Nationals Minor Leaguers...Struck out a career-high eight batters on April 27 vs. Charleston and May 11 against Kannapolis...72 strikeouts were the fifth-most of any Fredericksburg pitcher. **COLLEGE:** As a senior in 2021, Went 7-3 with a 4.08 ERA and 81 strikeouts in 16 games (14 starts)...Named All-Big West honorable mention. **SIGNED BY:** Bryan Byrne

YEAR	CLUB	W	L	ERA	G	GS	CG	SHO	SV	IP	H	R	ER	HR	HB	BB	SO	SO/9	WP	BK	AVG
2021	FCL Nationals	1	0	3.00	2	0	0	0	0	3.0	2	1	1	0	0	2	6	18.00	0	0	.182
	Fredericksburg	0	0	0.00	5	0	0	0	0	6.0	3	0	0	0	2	2	6	9.00	1	0	.143
2022	Fredericksburg	4	5	4.53	15	6	0	0	1	55.2	57	30	28	3	2	23	72	11.64	9	0	.254
	Wilmington	0	2	5.90	13	3	0	0	1	29.0	34	23	19	1	0	11	31	9.62	5	0	.272
2023	Wilmington	7	4	2.61	21	18	0	0	0	103.1	88	38	30	4	4	32	96	8.36	12	1	.235
	Harrisburg	0	3	4.50	5	4	0	0	0	26.0	20	14	13	5	3	11	20	6.92	1	1	.206
2024	Harrisburg	4	2	2.89	10	10	1	1	0	53.0	41	19	17	4	1	20	53	9.00	3	1	.209
	Rochester	4	7	4.58	16	16	0	0	0	78.2	81	40	40	9	5	33	61	6.98	6	2	.267
MINORS TOTALS		20	23	3.76	87	57	1	1	2	354.2	326	165	148	26	17	134	345	8.75	37	5	.241

AMARAL, AUSTIN — RHP

OD AGE: 23 HT: 6'0" WT: 213 BATS: R THROWS: R BORN: 12/4/01 Debary, Fla.

OBTAINED: Selected in the 16th round of the 2023 First-Year Player Draft

CAREER NOTES: **2024:** Recorded career-highs in wins (6), games (17) and strikeouts (34) between the Rookie-level FCL Nationals, Single-A Fredericksburg and High-A Wilmington...Posted a 9.1 scoreless inning streak from July 11-26 while with Fredericksburg. **2023:** Went 1-1 with a 3.38 ERA in four appearances with Fredericksburg. **SIGNED BY:** Alex Morales

YEAR	CLUB	W	L	ERA	G	GS	CG	SHO	SV	IP	H	R	ER	HR	HB	BB	SO	SO/9	WP	BK	AVG
2023	Fredericksburg	1	1	3.38	4	3	0	0	0	8.0	6	6	3	0	0	5	13	14.63	1	0	.194
2024	FCL Nationals	1	1	4.05	4	2	0	0	0	6.2	7	3	3	0	0	5	11	14.85	0	0	.280
	Fredericksburg	4	2	3.09	9	1	0	0	0	23.1	20	11	8	3	0	12	16	6.17	0	0	.235
	Wilmington	1	2	6.75	4	0	0	0	0	8.0	11	7	6	1	0	7	7	7.88	0	0	.324
MINORS TOTALS		7	6	3.91	21	6	0	0	0	46.0	44	27	20	4	0	29	47	9.20	1	0	.251

ARGUELLES, ANTHONY — RHP

OD AGE: 24 HT: 5'10" WT: 199 BATS: R THROWS: R BORN: 8/16/00 Miami, Fla. SCHOOL: Virginia Tech

OBTAINED: Purchased contract in the 2023 MLB Draft League

CAREER NOTES: **2024:** Totaled a career-high 11 saves and recorded a career-high three wins with a 2.55 ERA in 31 games between FCL Nationals and Fredericksburg...His 11 saves led the Carolina League. **2023:** Did not allow any earned runs in two appearances with Fredericksburg and the FCL Nationals. Recorded his first career strikeout on August 21 against the FCL Cardinals. **SIGNED BY:** Bobby Myrick

YEAR	CLUB	W	L	ERA	G	GS	CG	SHO	SV	IP	H	R	ER	HR	HB	BB	SO	SO/9	WP	BK	AVG
2023	FCL Nationals	0	0	0.00	1	0	0	0	0	1.0	1	0	0	0	0	0	1	9.00	0	0	.333
	Fredericksburg	0	0	0.00	1	0	0	0	0	0.1	1	0	0	0	0	0	0	0.00	1	0	.500
2024	FCL Nationals	0	0	0.00	4	0	0	0	0	4.0	2	0	0	0	0	0	6	13.50	0	0	.143
	Fredericksburg	3	0	2.87	27	0	0	0	11	31.1	17	11	10	1	2	15	39	11.20	0	0	.160
MINORS TOTALS		3	0	2.45	33	0	0	0	11	36.2	21	11	10	1	2	15	46	11.29	1	0	.168

ARAUJO, ANDRY — OF

OD AGE: 17 HT: 5'11" WT: 165 BATS: R THROWS: R BORN: 12/25/07 Maracaibo, VEN

OBTAINED: Signed as a non-drafted free agent on February 24, 2025.

CAREER NOTES: **2025:** ---

YEAR	CLUB	AVG	G	AB	R	H	TB	2B	3B	HR	RBI	SAC	SF	HP	BB	SO	SB	CS	OBP	SLG	OPS	E
2024	SIGNED FOR 2025																					

ARIAS, LUIS — INF

OD AGE: 19 HT: 6'0" WT: 219 BATS: L THROWS: R BORN: 7/19/05 Bani, DOM

OBTAINED: Signed as non-drafted free agent April 14, 2023

CAREER NOTES: **2024:** Drove in a season-high three runs on two separate occasions (June 15, July 9). **2023:** Made his professional debut. **SIGNED BY:** Bolivar Pelletier

YEAR	CLUB	AVG	G	AB	R	H	TB	2B	3B	HR	RBI	SH	SF	HP	BB	SO	SB	CS	OBP	SLG	OPS	E
2023	DSL Nationals	.500	2	4	1	2	3	1	0	0	0	0	0	0	1	0	0	0	.600	.750	1.350	2
2024	FCL Nationals	.192	35	99	12	19	25	6	0	0	15	1	0	0	13	27	5	3	.286	.253	.539	8
MINORS TOTALS		.204	37	103	13	21	28	7	0	0	15	1	0	0	14	27	5	3	.299	.272	.571	10

ARIAS, WANDER — RHP

**OD AGE:** 25 **HT:** 6'4" **WT:** 268 **BATS:** R **THROWS:** R **BORN:** 11/3/99 Sabana Grande de Palenquie, DOM  
**OBTAINED:** Selected in the Minor League Rule 5 Draft, Dec. 6, 2023.  
**CAREER NOTES:** **2024:** Recorded a career-high four wins and sported a 3.79 ERA (24 ER/57.0 IP) in 35 games with High-A Wilmington...Owned a 1.13 ERA (1 ER/8.0 IP) in six games throughout April. **2023:** Pitched in a career-high 45 games with Single-A Quad Cities...Did not allow an earned run in 10-of-12 appearances from June 11-July 22... Selected in the Minor League Rule 5 Draft after the season. **2021:** Began the season with the Arizona Complex League, but worked his way up to Single-A Columbia after nine outings. **SIGNED BY:** Edis Perez (KCR)

YEAR	CLUB	W	L	ERA	G	GS	CG	SHO	SV	IP	H	R	ER	HR	HB	BB	SO	SO/9	WP	BK	AVG		
2019	DSL Royals 1	2	0	0.90	7	3	0	0	0	20.0	11	3	2	0	1	8	22	9.90	2	0	.167		
2020										DID NOT PLAY													
2021	ACL Royals	2	2	5.82	9	2	0	0	0	34.0	36	23	22	6	6	10	38	10.06	10	0	.271		
	Columbia	0	3	7.36	6	4	0	0	0	22.0	32	20	18	3	2	16	17	6.95	1	1	.364		
2022	Columbia	3	5	5.20	22	5	0	0	4	81.1	88	60	47	12	8	33	74	8.19	10	2	.281		
2023	Quad Cities	3	4	6.23	45	0	0	0	8	65.0	68	53	45	8	7	31	76	10.52	6	1	.270		
2024	Wilmington	4	3	3.79	35	2	0	0	1	57.0	42	33	24	3	3	26	59	9.32	5	1	.202		
MINORS TOTALS		14	17	5.09	124	16	0	0	13	279.1	277	192	158	32	27	124	286	9.21	34	5	.261		

ARMSTRONG, IVAN A. — RHP

**OD AGE:** 24 **HT:** 6'5" **WT:** 345 **BATS:** R **THROWS:** R **BORN:** 7/27/00 La Vega, DOM  
**OBTAINED:** Signed as a minor league free agent on Jan. 6, 2025.  
**CAREER NOTES:** **2024:** Posted a career-high with seven wins between Rocket City and Salt Lake (LAA). **2023:** Set a career high in games played (43), innings (70.0), and strikeouts (76), all with Rocket City. **2022:** Played in three different levels in the Angels system. **2021:** Was acquired at the trade deadline by the Angels from San Francisco. **2019:** Made six starts with the AZL Giants and was transitioned into a reliever. 2018: In his first professional season, he pitched to a 3.38 ERA in 14 starts. He recorded his only shutout of his career. **SIGNED BY:** San Francisco Giants

YEAR	CLUB	W	L	ERA	G	GS	CG	SHO	SV	IP	H	R	ER	HR	HB	BB	SO	SO/9	WP	BK	AVG
2018	DSL Giants	3	3	3.38	14	14	1	1	0	56.0	46	33	21	2	4	32	47	7.55	11	0	.223
2019	AZL Giants Black	1	3	6.43	12	6	0	0	0	35.0	42	29	25	3	2	22	31	7.97	7	2	.300
2021	San Jose	4	1	1.88	20	0	0	0	2	38.1	24	10	8	0	2	14	43	10.10	4	2	.180
	Tri-City	0	1	6.16	10	0	0	0	1	19.0	27	14	13	0	1	8	17	8.05	1	1	.342
2022	ACL Angels	2	0	0.00	9	0	0	0	2	11.0	2	0	0	0	0	2	12	9.82	2	0	.057
	Tri-City	1	3	1.93	13	0	0	0	6	14.0	12	5	3	1	3	3	19	12.21	1	0	.235
	Rocket City	0	1	10.13	6	0	0	0	0	8.0	12	9	9	2	4	6	8	9.00	1	0	.375
2023	Rocket City	2	4	5.14	43	4	0	0	0	70.0	77	43	40	13	7	39	76	9.77	10	0	.280
2024	Rocket City	7	2	2.79	28	1	0	0	0	58.0	48	21	18	6	1	24	60	9.31	2	0	.231
	Salt Lake	0	2	6.75	4	1	0	0	0	10.2	17	9	8	1	2	6	5	4.22	2	0	.362
MINORS TOTALS		20	20	4.08	159	26	1	1	11	320	307	173	145	28	26	156	318	8.94	41	5	.255

ARRUDA, J.T. — 2B

**OD AGE:** 27 **HT:** 5'10" **WT:** 188 **BATS:** S **THROWS:** R **BORN:** 10/20/97 Fresno, Calif. **SCHOOL:** Fresno State University (Calif.)  
**OBTAINED:** Selected in the 11th round of the 2019 First-Year Player Draft.  
**CAREER NOTES:** **2024:** Posted career-highs in games (119) and doubles (20)...Matched a career-high 85 hits...Recorded a 13-game on-base streak from August 2-August 16...During the streak, he hit .333 (12-for-36) with four doubles, a triple, two homers, eight RBI with seven walks and four runs scored. **2023:** Finished the season as the "Best Defensive Infielder" according to *Baseball America*...Logged a career-high and team-leading 74 walks and 31 stolen bases...Hit a career-high 14 doubles and six home runs. **2022:** Stole a career-high 17 bases, tied for the ninth-most among Nationals Minor Leaguers...Ranked among Single-A Fredericksburg batters in AVG (.287, .276), doubles (10th, 9), triples (4th, 3), home runs (18th, 4), walks (18th, 35), OBP (.404, .394), SLG (.774, .745), OPS (1.178, .829) and runs (7th, 41). **2020:** Participated in Instructional League following the season. **2019:** Led short-season Single-A Auburn in nearly every offensive category with a .245 AVG, .351 OBP, .347 SLG, .698 OPS, five triples, 30 walks and 15 extra-base hits, while he tied for first in hits (48), doubles (10) and total bases (68). **COLLEGE:** Hit .338 (72-for-213) with 11 doubles, three triples, eight home runs, 39 RBI and four steals during his redshirt sophomore season at Fresno State. **SIGNED BY:** Bryan Byrne

YEAR	CLUB	AVG	G	AB	R	H	TB	2B	3B	HR	RBI	SH	SF	HP	BB	SO	SB	CS	OBP	SLG	OPS	E
2019	Auburn	.245	61	196	22	48	68	10	5	0	20	1	0	2	30	50	6	3	.351	.347	.698	8
2020																						
2021	Fredericksburg	.235	41	136	15	32	44	5	2	1	9	0	0	1	29	32	9	0	.373	.324	.697	7
	Wilmington	.186	49	167	14	31	47	8	1	2	12	0	1	0	16	49	5	2	.255	.281	.537	2
2022	FCL Nationals	.000	3	6	1	0	0	0	0	0	1	0	1	0	2	2	0	0	.222	.000	.222	1
	Fredericksburg	.276	51	170	41	47	74	9	3	4	25	2	3	0	35	45	17	3	.394	.435	.829	8
2023	Harrisburg	.226	114	376	49	85	123	14	3	6	39	2	2	4	74	118	31	8	.357	.327	.684	6
2024	Harrisburg	.220	119	387	45	85	120	20	3	3	35	7	3	4	41	93	9	2	.299	.310	.609	6
MINORS TOTALS		.228	438	1438	187	528	476	66	17	16	141	12	10	11	227	389	77	18	.336	.331	.667	38

ATENCIO, JOSE — RHP

OD AGE: 23 HT: 5'11" WT: 225 BATS: R THROWS: R BORN: 9/18/01 Maracaibo, VEN  
OBTAINED: Signed as a non-drafted free agent, July 2, 2018.  
CAREER NOTES: 2024: Recorded career-highs in starts (23), innings pitched (134.1) and strikeouts (101) in 25 games between Single-A Fredericksburg and High-A Wilmington... Made four starts with at least 7.0 innings pitched. 2023: Allowed two earned runs or less in four of seven starts with Fredericksburg... Appeared in a career-high 18 games. 2022: Accrued nine wins between FCL Nationals and Single-A Fredericksburg, the most of any pitcher in Washington's Minor League system... Was promoted to Single-A Fredericksburg on July 22. SIGNED BY: Ronald Morillo

YEAR	CLUB	W	L	ERA	G	GS	CG	SHO	SV	IP	H	R	ER	HR	HB	BB	SO	SO/9	WP	BK	AVG
2018										DID NOT PITCH / Signed Late											
2019	DSL Nationals	0	0	27.00	1	0	0	0	0	0.1	1	1	1	0	0	0	1	27.00	0	0	.500
2020										DID NOT PITCH											
2021	DSL Nationals	5	4	1.58	11	8	0	0	0	51.2	40	11	9	1	5	4	61	10.69	6	1	.213
2022	FCL Nationals	4	0	2.70	6	4	0	0	0	26.2	24	8	8	1	0	4	31	10.46	3	0	.242
	Fredericksburg	5	2	3.58	8	8	0	0	0	37.2	34	17	15	3	3	14	29	6.93	2	1	.238
2023	Fredericksburg	4	4	5.37	18	7	0	0	0	57.0	75	39	34	3	5	18	63	9.95	3	1	.311
2024	Fredericksburg	3	1	3.14	6	4	0	0	0	28.2	39	10	10	0	1	1	31	9.73	2	1	.325
	Wilmington	4	11	3.41	19	19	0	0	0	105.2	121	58	40	11	5	33	70	5.96	3	3	.288
MINORS TOTALS		25	22	3.43	69	50	0	0	0	307.1	334	144	117	19	19	74	286	8.38	19	7	.275

BACA, TYLER — OF

OD AGE: 24 HT: 5'9" WT: 207 BATS: S THROWS: L BORN: 5/22/00 Fullerton, Calif. SCHOOL: Biola (Calif.) University  
OBTAINED: Signed as a non-drafted free agent, Aug. 8, 2022.  
CAREER NOTES: 2024: Played a career-high 22 games between Single-A Fredericksburg and High-A Wilmington... Tallied 14 hits, eight walks and 10 runs scored. 2023: Recorded career-highs in games played (18), doubles (1), RBI (5) and walks (8). PERSONAL: Originally drafted by Washington in the 34th round of the 2018 First-Year Player Draft out of Linfield Christian School... Father, Mark, is Washington's West Coast Crosschecker. SIGNED BY: Steve Leavitt

YEAR	CLUB	AVG	G	AB	R	H	TB	2B	3B	HR	RBI	SH	SF	HP	BB	SO	SB	CS	OBP	SLG	OPS	E
2022	FCL Nationals	.250	5	4	1	1	1	0	0	0	1	0	0	0	2	0	0	0	.500	.250	.750	0
2023	FCL Nationals	.256	18	39	9	10	11	1	0	0	5	0	1	2	8	9	0	0	.400	.282	.682	0
2024	Fredericksburg	.259	21	54	10	14	18	2	1	0	4	0	0	2	8	15	1	0	.375	.333	.708	1
	Wilmington	.000	1	2	0	0	0	0	0	0	0	0	0	0	0	0	0	0	.000	.000	.000	0
MINORS TOTALS		.253	45	99	20	25	30	3	1	0	10	0	1	4	18	24	1	0	.385	.303	.688	1

BALDO, MERRICK — RHP

OD AGE: 24 HT: 6'1" WT: 207 BATS: R THROWS: R BORN: 7/17/00 New York, N.Y. SCHOOL: Loyola Marymount  
OBTAINED: Selected in the 17th round of the 2023 First-Year Player Draft.  
CAREER NOTES: 2024: Went 2-1 with a 4.20 ERA in a career-high 37 games... Recorded nine consecutive scoreless appearances from June 28-July 27 (10.2 IP). 2023: Pitched to a 1.50 ERA (3 ER/ 18.0 IP) with 14 strikeouts as a reliever between the FCL Nationals and Fredericksburg. SIGNED BY: Steve Leavitt

YEAR	CLUB	W	L	ERA	G	GS	CG	SHO	SV	IP	H	R	ER	HR	HB	BB	SO	SO/9	WP	BK	AVG
2023	FCL Nationals	0	0	0.00	1	0	0	0	0	1.0	2	0	0	0	0	0	0	0.00	0	0	.400
	Fredericksburg	0	0	1.59	9	0	0	0	0	17.0	15	4	3	0	0	4	14	7.41	4	0	.242
2024	Fredericksburg	2	1	4.20	37	0	0	0	0	64.5	44	25	21	5	1	22	56	11.20	4	1	.249
MINORS TOTALS		2	1	3.43	47	0	0	0	0	63.0	61	29	24	5	1	26	70	10.00	8	1	.250

BANKS, TEO — OF

OD AGE: 21 HT: 6'2" WT: 200 BATS: R THROWS: R BORN: 7/10/03 Odessa, Tex. SCHOOL: Tulane  
OBTAINED: Selected in the 18th round of the 2024 First-Year Player Draft  
CAREER NOTES: COLLEGE: Slashed .287/.380/.572 with 35 doubles, five triples, 34 homers, 118 RBI and 107 runs scored in 145 games across three seasons for Tulane University. SIGNED BY: Kevin Ham

YEAR	CLUB	AVG	G	AB	R	H	TB	2B	3B	HR	RBI	SH	SF	HP	BB	SO	SB	CS	OBP	SLG	OPS	E
2024																						
MINORS TOTALS																						

BARBIERI, FRANCESCO — OF

OD AGE: 24 HT: 6'1" WT: 180 BATS: L THROWS: R BORN: 4/14/00 Brampton, CAN SCHOOL: Ave Maria University (FL)  
OBTAINED: Signed as a non-drafted free agent, July 24, 2024.  
CAREER NOTES: COLLEGE: Was named the Sun Conference Player of the Year after setting school records in home runs (18), OPS (1.340), slugging percentage (.828), on-base percentage (.512) and walks (45) in 48 games played... SIGNED BY: Alex Morales

YEAR	CLUB	AVG	G	AB	R	H	TB	2B	3B	HR	RBI	SAC	SF	HP	BB	SO	SB	CS	OBP	SLG	OPS	E
2024																						
MINORS TOTALS																						

BATISTA, CARLOS — OF

OD AGE: 19 HT: 6'1" WT: 170 BATS: R THROWS: R BORN: 11/3/05 Santo Domingo, DOM  
OBTAINED: Signed as a non-drafted free agent, Jan. 15, 2023  
CAREER NOTES: 2024: Recorded a career-high 11 RBI... Finished the season 12-for-14 in stolen base attempts. 2023: Reached base in 19 straight games from June 9 to July 14... He hit .295 with four doubles, a triple, a homer, four RBI, 12 walks and 16 stolen bases over that span... Led the DSL Nationals in runs scored (26), triples (2), home runs (2), walks (27) and stolen bases (30)... Stole a career-high four bases on August 5 against the DSL Twins. SIGNED BY: Bolivar Pelletier

YEAR	CLUB	AVG	G	AB	R	H	TB	2B	3B	HR	RBI	SH	SF	HP	BB	SO	SB	CS	OBP	SLG	OPS	E
2023	DSL Nationals	.232	43	125	26	29	44	5	2	2	7	0	1	2	27	44	30	9	.374	.352	.726	0
2024	FCL Nationals	.140	37	100	16	14	23	0	0	3	11	2	2	1	18	53	12	2	.273	.230	.503	5
MINORS TOTALS		.191	80	225	42	43	67	5	2	5	18	2	3	3	45	97	42	11	.330	.298	.628	5

BAZZELL, KEVIN — C

OD AGE: 21 HT: 6'1" WT: 215 BATS: R THROWS: R BORN: 3/29/03 Dallas, Texas SCHOOL: Texas Tech  
OBTAINED: Selected in the third round of the 2024 First-Year Player Draft.  
CAREER NOTES: 2025: Enters the season as the No. 14 prospect in Washington's system, according to both *Baseball America* and *MLB Pipeline.com*. 2024: Hit .273 with nine RBI in 14 games with Single-A Fredericksburg...Drove in four runs over five postseason games with Fredericksburg and batted .286 (4-for-14). COLLEGE: Combined to hit .330 with a .431 on-base percentage and a .530 slugging percentage in 112 games across two seasons at Texas Tech, clubbing 37 doubles, a triple, 16 home runs, 94 RBI and 92 runs scored along the way. SIGNED BY: Cody Staab

YEAR	CLUB	AVG	G	AB	R	H	TB	2B	3B	HR	RBI	SH	SF	HP	BB	SO	SB	CS	OBP	SLG	OPS	E
2024	Fredericksburg	.273	14	44	7	12	17	3	1	0	9	0	2	3	11	10	1	2	.433	.386	.819	1
MINORS TOTALS																						1

BEEKER, MERRITT — LHP

OD AGE: 23 HT: 6'2" WT: 204 BATS: R THROWS: L BORN: 11/12/01 Winston-Salem, N.C. SCHOOL: Ball State  
OBTAINED: Selected in the 11th round of the 2024 First-Year Player Draft.  
CAREER NOTES: 2024: Appeared in five games with Single-A Fredericksburg...Struck out seven batters in 6.1 innings pitched during the season. COLLEGE: Named the 2024 Mid-Atlantic Conference Pitcher of the Year, ranked tied for seventh in all of NCAA Division I with 128 strikeouts in 81.0 innings pitched... SIGNED BY: James Goodwin  
2024 Mid-Atlantic Conference Pitcher of the Year, ranked tied for seventh in all of NCAA Division I with 128 strikeouts in 81.0 innings pitched... SIGNED BY: James Goodwin

BELLO, RONNY — INF

OD AGE: 17 HT: 5'10" WT: 150 BATS: R THROWS: R BORN: 10/18/07 San Pedro de Macoris, DOM  
OBTAINED: Signed as a non-drafted free agent, Jan. 15, 2025.  
CAREER NOTES: 2025: Was the No. 98 prospect in the 2025 International Signing Class, per *Baseball America* SIGNED BY: Oscar Disla

YEAR	CLUB	AVG	G	AB	R	H	TB	2B	3B	HR	RBI	SH	SF	HP	BB	SO	SB	CS	OBP	SLG	OPS	E	
2024	SIGNED FOR THE 2025 SEASON																						
MINORS TOTALS																							

BENNETT, JAKE — LHP

OD AGE: 24 HT: 6'6" WT: 230 BATS: L THROWS: L BORN: 12/2/00 Tulsa, Okla. SCHOOL: University of Oklahoma  
OBTAINED: Selected in the second round of the 2022 First-Year Player Draft.  
CAREER NOTES: 2025: Enters the season as the prospect with the "Best Control" in Washington's system, according to *Baseball America*. Also ranks the No. 13 (*Baseball America*) and No. 18 prospect (*MLB Pipeline.com*) in Washington's system. 2024: Entered the season rated by *Baseball America* as Washington's No. 13 prospect and as having the "Best Control" in the system...MLBPipeline.com ranked him the No. 14 prospect in the system. 2023: Entered the season rated by MLBPipeline.com as Washington's No. 9 prospect and by *Baseball America* as Washington's No. 11 prospect and as having the "Best Changeup" in the system...Finished the season having the "Best Control" in Washington's system according to *Baseball America*...Finished the season with a 3.14 ERA (22 ER/ 63.0 IP) with 73 strikeouts between Fredericksburg and Wilmington... Allowed two earned runs or less in 13 of his 15 starts. COLLEGE: Served as Oklahoma's Friday night starter in 2022...Earned first-team All-Big 12 honors posting a 10-4 record and 3.69 ERA in 19 starts...Went at least 6.0 innings in 13 starts and allowed three or fewer runs in 11 starts...Six game winning streak May 13 through June 17...Struck out 10 batters on June 25 in College World Series finals against Ole Miss...He received second-team All-America honors from *Baseball America* and D1Baseball.com and third-team honors from Perfect Game...Named First-Team All-Big 12 Conference and to the Big 12 All-Tournament Team...Selected by Washington in 2019 First-Year Player Draft, but chose to attend Oklahoma...Was a high school and college teammate of Cade Cavalli. SIGNED BY: Cody Staab

YEAR	CLUB	W	L	ERA	G	GS	CG	SHO	SV	IP	H	R	ER	HR	HB	BB	SO	SO/9	WP	BK	AVG
2022	DID NOT PITCH																				
2023	Fredericksburg	1	3	1.93	9	9	0	0	0	42.0	34	18	9	2	3	8	54	11.57	1	1	.222
	Wilmington	0	3	5.57	6	6	0	0	0	21.0	26	15	13	2	1	8	19	8.14	1	0	.313
2024	DID NOT PITCH/Injured																				
MINORS TOTALS		1	6	3.14	15	15	0	0	0	63.0	60	33	22	4	4	16	73	10.43	2	1	.254

BLOEBAUM, ADAM — LHP

OD AGE: 23 HT: 6'6" WT: 226 BATS: L THROWS: L BORN: 5/3/01 Raleigh, N.C. COLLEGE: University of Washington  
OBTAINED: Signed as a non-drafted free agent, May 14, 2024  
CAREER NOTES: 2024: Went 1-3 with a 2.16 ERA in 20 games between FCL Nationals and Single-A Fredericksburg...Struck out 37 batters in 25.0 innings pitched. COLLEGE: Appeared in 34 games throughout two seasons with Washington...Struck out a career-high 59 batters in 60.2 innings in his junior year...SIGNED BY:

YEAR	CLUB	W	L	ERA	G	GS	CG	SHO	SV	IP	H	R	ER	HR	HB	BB	SO	SO/9	WP	BK	AVG
2024	FCL Nationals	0	3	2.00	16	0	0	0	2	18.0	20	7	4	2	1	5	22	11.00	4	0	.286
	Fredericksburg	1	0	2.57	4	0	0	0	0	7.0	4	2	2	0	0	1	15	19.29	0	0	.160
MINORS TOTALS		1	3	2.16	20	0	0	0	2	25.0	24	9	6	2	1	6	37	13.32	4	0	.253

BOISSIERE, BRANDEN — 1B

OD AGE: 25 HT: 6'1" WT: 215 BATS: L THROWS: L BORN: 3/23/00 Riverside, Calif. SCHOOL: University of Arizona  
OBTAINED: Selected in the third round of the 2021 First-Year Player Draft.  
CAREER NOTES: 2024: Drove in 23 runs in 48 games with High-A Wilmington...2023: Began the season with Single-A Fredericksburg, but moved to High-A Wilmington on July 18...Hit .333 (17-51) with two doubles, a home run, and eight RBI in his first 15 games with the Blue Rocks. 2022: Led Fredericksburg with 64 RBI, a .366 OBP and 66 walks...Ranked on the team in hits (2nd, 89), batting average (3rd, .247), slugging percentage (3rd, .338) and games (T2nd, 100)...Entered the season rated by MLBPipeline.com as the No. 17 prospect in Washington's Minor League system. COLLEGE: Was named Pac-12 All-Conference after ranking among league leaders in hits (1st, 94), triples (2nd, 4), batting average (3rd, .369), RBI (3rd, 63), walks (5th, 38) and on-base percentage (6th, .451)...Hit .369 with 12 doubles, four triples, five homers, 63 RBI, 38 walks and 69 runs scored in 63 games during his sophomore season in 2021...Was named Pac-12 All-Conference and was on the Golden Spikes Award midseason watch list in 2021. SIGNED BY: Mitch Sokol

YEAR	CLUB	AVG	G	AB	R	H	TB	2B	3B	HR	RBI	SH	SF	HP	BB	SO	SB	CS	OBP	SLG	OPS	E
2021	Fredericksburg	.200	25	85	9	17	25	5	0	1	12	0	0	2	10	25	1	0	.299	.294	.593	5
2022	Fredericksburg	.247	100	361	57	89	122	14	2	5	64	0	4	4	66	109	3	0	.366	.338	.704	5
2023	Fredericksburg	.227	57	176	25	40	66	9	1	5	29	0	4	1	31	41	2	0	.340	.375	.715	4
	Wilmington	.240	40	129	12	31	41	7	0	1	15	0	3	3	12	31	0	0	.313	.318	.631	0
2024	Wilmington	.209	48	163	19	34	48	5	0	3	23	0	3	4	18	48	0	0	.298	.294	.592	1
MINORS TOTALS																						.665



BOLLENBACHER, MATTHEW — RHP

OD AGE: 25 HT: 6'1" WT: 225 BATS: R THROWS: R BORN: 11/9/99 Virginia Beach, Va. SCHOOL: Dallas Baptist

OBTAINED: Signed as non-drafted free agent July 22, 2023

CAREER NOTES: 2024: Appeared in a career-high 35 games with Single-A Fredericksburg and struck out 65 batters in 58.1 innings pitched...Sported a 0.84 ERA and struck out 16 batters in 10.2 innings from July 2-28. 2023: Tossed 2.0 scoreless innings and struck out one to earn his first career win on August 9 at the FCL Marlins. SIGNED BY: Cody Staab

YEAR	CLUB	W	L	ERA	G	GS	CG	SHO	SV	IP	H	R	ER	HR	HB	BB	SO	SO/9	WP	BK	AVG
2023	FCL Nationals	1	0	2.45	3	0	0	0	0	3.2	3	1	1	0	0	1	1	2.45	1	0	.231
2024	Fredericksburg	2	2	3.39	35	0	0	0	3	58.1	65	26	22	2	4	13	65	10.03	1	0	.281
MINORS TOTALS		3	2	3.34	38	0	0	0	3	62.0	68	27	23	2	4	14	66	9.58	2	0	.279

BROWN, MARCUS — SS

OD AGE: 23 HT: 6'0" WT: 200 BATS: L THROWS: R BORN: 9/14/01 Johnson, Ark. SCHOOL: Oklahoma State

OBTAINED: Selected in the fifth round of the 2023 First-Year Player Draft.

CAREER NOTES: 2024: Posted career-highs in hits (74), doubles (19) and RBI (41) in 106 games between Single-A Fredericksburg and High-A Wilmington...2023: Logged 24 RBI in 30 appearances between the FCL Nationals and Fredericksburg... Hit his first career home run on August 30 against Lynchburg. SIGNED BY: Bolivar Pelletier

YEAR	CLUB	AVG	G	AB	R	H	TB	2B	3B	HR	RBI	SH	SF	HP	BB	SO	SB	CS	OBP	SLG	OPS	E
2023	FCL Nationals	.000	2	4	0	0	0	0	0	0	0	0	0	1	0	2	0	1	.200	.000	.200	0
	Fredericksburg	.270	28	100	14	27	36	4	1	1	24	0	1	4	15	15	4	2	.383	.360	.743	3
2024	Fredericksburg	.235	51	187	31	44	71	12	3	3	22	0	1	5	14	42	5	2	.304	.380	.684	6
	Wilmington	.155	55	193	22	30	37	7	0	0	19	1	0	4	9	37	1	0	.209	.192	.401	4
MINORS TOTALS		.209	136	484	67	101	144	23	4	4	65	1	2	14	38	96	10	5	.284	.298	.582	13

BRUNI, GAVIN — LHP

OD AGE: 22 HT: 6'3" WT: 214 BATS: L THROWS: L BORN: 10/12/02 Canton, Ohio SCHOOL: Ohio State University

OBTAINED: Selected in the 17th round of the 2024 First-Year Player Draft.

CAREER NOTES: COLLEGE: Struck out 146 in 124.1 innings over three years for the Buckeyes...He finished 2024 with a 4-3 record, 5.81 ERA and 60 strikeouts in 16 games (15 starts)... SIGNED BY: Brian Cleary

YEAR	CLUB	W	L	ERA	G	GS	CG	SHO	SV	IP	H	R	ER	HR	HB	BB	SO	SO/9	WP	BK	AVG
2024	DID NOT PITCH																				
MINORS TOTALS																					

CABRERA, MANUEL — SS

OD AGE: 19 HT: 5'10" WT: 155 BATS: R THROWS: R BORN: 2/16/06 La Romana, DOM

OBTAINED: Signed as a non-drafted free agent, Jan. 15, 2023.

CAREER NOTES: 2024: Logged career-highs in hits (30) and stolen bases (12) in 40 games with DSL Nationals. 2023: Ranked among DSL Nationals hitters in games (1st, 49), doubles (2nd, 7), and RBI (16). SIGNED BY: Bolivar Pelletier

YEAR	CLUB	AVG	G	AB	R	H	TB	2B	3B	HR	RBI	SH	SF	HP	BB	SO	SB	CS	OBP	SLG	OPS	E
2022	SIGNED FOR 2023																					
2023	DSL Nationals	.155	49	148	20	23	32	6	0	1	16	1	3	7	20	40	8	1	.281	.216	.497	17
2024	DSL Nationals	.265	40	113	17	30	40	5	1	1	14	1	1	14	17	36	12	3	.421	.354	.775	6
MINORS TOTALS		.203	89	261	37	53	72	11	1	2	30	2	4	21	37	76	20	4	.344	.276	.620	23

CACERES, BRYAN — RHP

OD AGE: 25 HT: 6'1" WT: 243 BATS: R THROWS: R BORN: 2/19/00 David, PAN

OBTAINED: Signed as a non-drafted free agent, July 3, 2017.

CAREER NOTES: 2024: Made a career-high 23 starts for High-A Wilmington...Sported a 2.66 ERA (7 ER/23.2 IP) in five games (four starts) from August 6-29...2023: Went 3-0 with a 4.80 ERA (27 ER/50.2 IP) with 44 strikeouts in 15 appearances (seven starts) with Fredericksburg. 2022: Ranked among Fredericksburg pitchers in innings pitched (1st, 117.0), strikeouts (2nd, 100) and games started (2nd, 22)...He was the only Fredericksburg pitcher to qualify in ERA (5.92), opp. AVG (.272) and WHIP (1.47)...Tossed a career-high 6.0 innings on five occasions, including his only scoreless start of the year on May 11 against Kannapolis. SIGNED BY: Miguel Ruiz

YEAR	CLUB	W	L	ERA	G	GS	CG	SHO	SV	IP	H	R	ER	HR	HB	BB	SO	SO/9	WP	BK	AVG
2017	DID NOT PITCH / Signed Late																				
2018	DSL Nationals	3	5	6.32	18	3	0	0	1	37.0	44	31	26	1	3	15	25	6.08	11	0	.299
2019	DSL Nationals	3	5	4.11	19	0	0	0	2	35.0	34	23	16	0	9	19	39	10.03	12	1	.258
2020	DID NOT PITCH																				
2021	FCL Nationals	3	1	3.98	11	6	0	0	0	40.2	30	24	18	1	10	23	38	8.41	6	1	.205
2022	Fredericksburg	5	8	5.92	23	22	0	0	0	117.0	125	82	77	14	16	47	100	7.69	5	2	.272
2023	Fredericksburg	3	0	4.80	15	7	0	0	0	50.2	48	32	27	1	7	29	44	7.82	5	0	.255
	Wilmington	0	6	7.94	13	13	0	0	0	51.0	75	53	45	8	6	22	43	7.59	6	0	.344
2024	Wilmington	3	9	4.83	26	23	0	0	0	110.0	121	65	59	6	11	52	81	6.63	13	0	.283
MINORS TOTALS		20	34	5.47	125	74	0	0	3	441.1	477	310	268	31	62	207	370	7.55	58	4	.278

CARLA, ENMANUEL — RHP

OD AGE: 18 HT: 5'11" WT: 160 BATS: R THROWS: R BORN: 3/10/07 Sabana Perdida, DOM

OBTAINED: Signed as a non-drafted free agent on Jan. 15, 2024.

CAREER NOTES: 2024: Went 1-1 with a 3.92 ERA (9 ER/20.2 IP) and one save in 12 games with DSL Nationals...Sported a 1.84 ERA in eight games from June 21-July 29. SIGNED BY: Bolivar Pelletier

YEAR	CLUB	W	L	ERA	G	GS	CG	SHO	SV	IP	H	R	ER	HR	HB	BB	SO	SO/9	WP	BK	AVG
2023	SIGNED FOR 2024																				
2024	DSL Nationals	1	1	3.92	12	0	0	0	1	20.2	18	11	9	1	3	9	17	7.40	0	1	.231
MINORS TOTALS		1	1	3.92	12	0	0	0	1	20.2	18	11	9	1	3	9	17	7.40	0	1	.231

CARRASCO, JESUS — RHP

OD AGE: 18 HT: 6'3" WT: 152 BATS: R THROWS: R BORN: 6/6/06 Cagua, VEN

OBTAINED: Signed as a non-drafted free agent on Jan. 15, 2025.

CAREER NOTES: 2025: --- SIGNED BY: German Robles

YEAR	CLUB	W	L	ERA	G	GS	CG	SHO	SV	IP	H	R	ER	HR	HB	BB	SO	SO/9	WP	BK	AVG
2024																					SIGNED FOR 2025

MINORS TOTALS

CASTILLO, JUNIOR — C

OD AGE: 17 HT: 6'0" WT: 177 BATS: L THROWS: R BORN: 9/11/07 Puerto Plata, DOM

OBTAINED: Signed as a non-drafted free agent on Jan. 15, 2025.

CAREER NOTES: 2025: --- SIGNED BY: Abraham Despradel

YEAR	CLUB	AVG	G	AB	R	H	TB	2B	3B	HR	RBI	SH	SF	HP	BB	SO	SB	CS	OBP	SLG	OPS	E
2024																						SIGNED FOR 2025

MINORS TOTALS

CHOI, HYUN-IL — RHP

OD AGE: 24 HT: 6'2" WT: 209 BATS: R THROWS: R BORN: 5/27/00 Seoul, KOR

OBTAINED: Selected in the minor league phase of the 2024 Rule 5 Draft from Los Angeles (NL).

CAREER NOTES: 2024: Pitched in a career-high 115.1 innings across Double-A and Triple-A and recorded a career-high 102 strikeouts. 2023: Made 16 starts for Great Lakes, his single-season high with one team. 2022: Was limited to just two games. 2021: Was named the 2021 Dodgers Minor League Pitcher of the Year. 2019: Went 5-1 in 11 starts in his first professional season. SIGNED BY: Los Angeles Dodgers (out of high school)

YEAR	CLUB	W	L	ERA	G	GS	CG	SHO	SV	IP	H	R	ER	HR	HB	BB	SO	SO/9	WP	BK	AVG
2019	AZL Dodgers	5	1	2.63	14	11	0	0	0	65.0	57	29	19	6	8	11	71	9.83	2	0	.236
2021	Great Lakes	0	3	4.17	9	9	0	0	0	41.0	38	19	19	4	2	11	31	6.80	1	2	.197
	Rancho C.	8	3	3.17	15	2	0	0	0	65.1	47	25	23	8	1	7	75	10.33	3	0	.248
2022	Great Lakes	0	1	6.00	1	1	0	0	0	3.0	4	3	2	0	0	0	4	12.00	0	0	.000
	ACL Dodgers	0	0	0	1	0	0	0	0	1.0	0	0	0	0	0	0	0	0.00	0	0	.308
2023	Great Lakes	4	5	3.75	16	13	0	0	0	60.0	63	30	25	6	5	12	46	6.90	2	2	.269
2024	Oklahoma City	4	6	4.28	15	14	0	0	0	73.2	66	40	35	7	7	32	56	6.84	1	0	.284
	Tulsa	1	5	6.05	9	7	0	0	0	41.2	48	30	28	6	7	8	46	9.94	0	1	.240
MINORS TOTALS		22	24	3.88	80	57	0	0	0	350.2	323	176	151	37	30	81	329	8.44	9	5	.243

CLEMMEE, ALEX — LHP

OD AGE: 19 HT: 6'6" WT: 223 BATS: L THROWS: L BORN: 7/18/05 Fall River, Mass.

SCHOOL: Bishop Hendricken High School (RI)

OBTAINED: Acquired from Cleveland with infielders José Tena and Rafael Ramirez Jr. in exchange for outfielder Lane Thomas on July 29, 2024.

CAREER NOTES: 2025: Enters the season as Washington's No. 6 prospect, according to *Baseball America* and *MLB Pipeline.com*. 2024: Entered the season as Cleveland's No. 7 prospect according to *Baseball America* and its No. 8 prospect according to *MLBPipeline.com*...Rated Best Breaking Pitch among all Low-A/Carolina League pitchers, per *Baseball America*...Went 1-5 with a 4.58 ERA in 25 games between Single-A Lynchburg and Fredericksburg...His 123 strikeouts were the second-most among Carolina League pitchers...Posted his best start on August 21 against Columbia with 5.0 shutout innings of one-hit ball with five strikeouts and two walks. SIGNED BY: Kyle Bamberger (CLE)

YEAR	CLUB	W	L	ERA	G	GS	CG	SHO	SV	IP	H	R	ER	HR	HB	BB	SO	SO/9	WP	BK	AVG
2024	Lynchburg	1	4	4.67	19	19	0	0	0	69.1	53	39	36	4	1	47	97	12.59	5	3	.214
	Fredericksburg	0	1	4.30	6	6	0	0	0	23.0	14	12	11	0	0	16	26	10.17	2	2	.187
MINORS TOTALS		1	5	4.58	25	25	0	0	0	92.1	67	51	47	4	1	63	123	11.99	7	5	.207

CLUFF, JACKSON — SS

OD AGE: 28 HT: 5'11" WT: 199 BATS: L THROWS: R BORN: 12/3/96 Littleton, Colo.

SCHOOL: Brigham Young (Utah) University

OBTAINED: Selected in the sixth round of the 2019 First-Year Player Draft.

CAREER NOTES: 2024: Totaled career-highs in homers (10), RBI (43) and stolen bases (21) in 91 games between Double-A Harrisburg and Triple-A Rochester...Batted .340 (17-for-50) with three doubles, three homers, eight RBI, nine walks, four stolen bases and 14 runs scored in 19 games throughout May. 2023: Ranked among Harrisburg hitters in runs (72nd 49) and walks (2nd, 54). 2022: Played his first full season appearing in over 100 games for the first time...His 21 doubles were tied for eighth-most of any Nationals Minor Leaguer...Entered the season as "Best Defensive Infielder" and has the "Best Infield Arm" in Washington's system, per *Baseball America*, for the second consecutive season...Participated in his second Major League Spring Training. 2021: Was limited to 45 games with a thumb injury...Hit .214 with six doubles, two homers, 10 RBI, 12 walks, seven stolen bases and 18 runs scored between Double-A Harrisburg, Single-A Fredericksburg and the Florida Complex League Nationals...Hit .342 (27-for-79) with six doubles, one homer, 14 RBI, 14 walks, eight stolen bases and 18 runs scored in 22 games for Surprise of the Arizona Fall League...Was named the league's Defensive Player of the Year following the season. 2020: Was a member of the 60-Player Pool...Spent the entire season at the Alternate Training Site (Fredericksburg)...Participated in Instructional League following the season. 2019: Appeared in 62 games for Single-A Hagerstown...Ranked among Hagerstown batters in triples (1st, 5), home runs (14th, 5), extra-base hits (16th, 18), stolen bases (6th, 11), total bases (7th, 88), runs scored (7th, 33), walks (7th, 33), and hits (9th, 55). PERSONAL: Jackson Paul Cluff...Graduated from Rocky Mountain High School in Meridian, Idaho...Attended Brigham Young University...Was the No. 1 high school player in the state of Idaho in 2015, according to Perfect Game...Following his freshman year at BYU in 2016, completed a two-year mormon mission (2017-18) before returning to school in 2019...Hit .327 (65-for-199) with 20 doubles, three triples, four homers, 56 RBI, 12 stolen bases and 57 runs scored in 53 games during his sophomore season (2019) at BYU...Named to the West Coast Conference First-team and twice earned Collegiate Baseball's National Player of the Week honors during the 2019 season. SIGNED BY: Mitch Sokol

YEAR	CLUB	AVG	G	AB	R	H	TB	2B	3B	HR	RBI	SH	SF	HP	BB	SO	SB	CS	OBP	SLG	OPS	E
2019	Hagerstown	.229	62	240	33	55	88	8	5	5	19	2	4	8	26	63	11	5	.320	.367	.687	7
2020	Fredericksburg																					
		ALTERNATE TRAINING SITE																				
2021	Harrisburg	.190	35	126	14	24	35	5	0	2	9	0	2	7	9	39	3	2	.278	.278	.556	6
	FCL Nationals	.333	5	15	2	5	5	0	0	0	1	0	0	1	1	5	3	0	.412	.333	.745	0
	Fredericksburg	.278	5	18	2	5	6	1	0	0	0	0	0	2	2	3	1	0	.409	.333	.742	2
2022	Harrisburg	.194	111	356	40	69	110	21	1	6	28	5	3	7	35	128	9	3	.277	.309	.586	13
2023	Harrisburg	.206	86	247	49	51	91	13	3	7	27	3	2	5	54	85	15	5	.357	.368	.725	14
2024	Harrisburg	.294	7	17	4	5	10	2	0	1	2	0	0	1	3	2	2	1	.429	.588	1.017	0
	Rochester	.225	84	258	44	58	100	11	2	9	41	5	2	5	37	92	19	0	.331	.388	.719	6
MINORS TOTALS		.213	395	1277	188	272	445	61	11	30	127	15	13	36	167	417	63	16	.318	.348	.666	48

**COLLINS, BRENDAN — RHP**

**OD AGE:** 25 **HT:** 6'4" **WT:** 210 **BATS:** R **THROWS:** R **BORN:** 9/10/99 Olney, Md. **SCHOOL:** UNC-Greensboro

**OBTAINED:** Selected in the 17th round of the 2021 First-Year Player Draft.

**CAREER NOTES:** 2024: Appeared in a career-high 40 games with High-A Wilmington...Had an impressive June with a 0.90 ERA (1 ER/10.0 IP), allowed just three hits and struck out 11 batters in seven games. 2023: Pitched in one game with Wilmington before spending the rest of the season on the injured list. 2022: Converted to a relief role on June 17, pitching to a 1.67 ERA (7 ER/37.2 IP)...From June 17 through the end of the year, his 1.67 ERA was the lowest in the Carolina League among pitchers with at least 15 appearances...He did not allow a run in his final six appearances of the season...Made his first career start on Apr. 14 against Carolina...Struck out a career-high nine batters in back-to-back starts Apr. 22-29. **COLLEGE:** In his lone season at UNC-Greensboro, went 3-3 with a 5.54 ERA and 51 strikeouts in 16 games (14 starts) in 2021...He began his collegiate career at Brunswick (N.C.) Community College and Radford (Va.) University before transferring to UNC-Greensboro. **SIGNED BY:** Bobby Myrick

YEAR	CLUB	W	L	ERA	G	GS	CG	SHO	SV	IP	H	R	ER	HR	HB	BB	SO	SO/9	WP	BK	BAA
2021	FCL Nationals	0	0	0.00	2	0	0	0	1	3.0	1	0	0	0	0	0	5	15.00	0	0	.100
	Fredericksburg	0	2	9.53	5	0	0	0	0	5.2	10	6	6	0	0	6	8	12.71	4	1	.370
2022	Fredericksburg	4	2	3.69	30	8	0	0	1	68.1	58	31	28	5	10	26	88	11.59	9	0	.221
2023	Wilmington	0	0	9.00	1	0	0	0	0	1.0	1	1	1	0	0	1	1	9.00	0	0	.333
2024	Wilmington	2	2	3.50	40	0	0	0	4	54.0	50	22	21	2	5	32	64	10.67	4	1	.249
<b>MINORS TOTALS</b>		6	6	3.82	78	8	0	0	6	132.0	120	60	56	7	15	65	166	11.32	17	2	.238

**COLMENARES, JOSE — C**

**OD AGE:** 22 **HT:** 5'10" **WT:** 165 **BATS:** R **THROWS:** R **BORN:** 8/23/02 El Tocuyo, VEN

**OBTAINED:** Signed as a non-drafted free agent, Aug. 23, 2018.

**CAREER NOTES:** 2024: Recorded career-highs in hits (45), RBI (24) and walks (29) in 62 games with Fredericksburg. 2023: Batted a career-best .308 with 20 RBI in 22 games between FCL Nationals and Fredericksburg. 2021: Played in a career-high 44 games with the DSL Nationals. **SIGNED BY:** Juan Indriago

YEAR	CLUB	AVG	G	AB	R	H	TB	2B	3B	HR	RBI	SH	SF	HP	BB	SO	SB	CS	OBP	SLG	OPS	E
2018																						
2019	DSL Nationals	.143	15	42	3	6	6	0	0	0	5	0	2	4	2	5	0	1	.240	.143	.383	2
2020																						
2021	DSL Nationals	.235	44	132	19	31	45	9	1	1	22	1	4	4	15	19	1	1	.323	.341	.663	4
2022	FCL Nationals	.242	12	33	5	8	16	2	0	2	8	0	1	0	3	6	0	0	.297	.485	.782	1
2023	FCL Nationals	.308	12	39	6	12	25	4	0	3	19	0	1	1	4	8	0	0	.378	.641	1.019	1
	Fredericksburg	.111	10	27	1	3	3	0	0	0	1	1	0	2	4	7	0	1	.273	.111	.384	2
2024	Fredericksburg	.218	62	206	23	45	55	4	0	2	24	0	3	10	29	41	1	0	.339	.267	.606	8
<b>MINORS TOTALS</b>		.219	155	479	57	105	150	19	1	8	79	2	11	21	57	86	2	3	.322	.313	.635	18

**COLON, LEODARILYN — RHP**

**OD AGE:** 20 **HT:** 6'4" **WT:** 223 **BATS:** R **THROWS:** R **BORN:** 12/1/04

**OBTAINED:** Signed as a Minor League free agent, June 14, 2022.

**CAREER NOTES:** 2024: Sported a 3.65 ERA in a career-high 14 games (10 starts) with FCL Nationals...Held a 1.23 ERA (2 ER/14.2 IP) over his last four games (three starts) with 13 strikeouts and four walks. 2023: Did not allow a run in six of 10 appearances with the FCL Nationals. **SIGNED BY:** Abraham Despradel

YEAR	CLUB	W	L	ERA	G	GS	CG	SHO	SV	IP	H	R	ER	HR	HB	BB	SO	SO/9	WP	BK	AVG
2022	DSL Nationals	1	0	2.76	8	1	0	0	1	16.1	15	6	5	1	2	6	19	10.47	3	0	.238
2023	FCL Nationals	0	1	11.57	10	1	0	0	0	9.1	16	13	12	2	2	11	6	5.79	1	0	.390
2024	FCL Nationals	0	4	3.65	14	10	0	0	0	44.1	48	29	18	4	4	24	35	7.11	6	1	.276
<b>MINORS TOTALS</b>		1	5	4.50	32	12	0	0	1	70.0	79	48	35	7	8	41	60	7.71	10	1	.284

**COOPER, EVERETT — 2B**

**OD AGE:** 21 **HT:** 6'1" **WT:** 198 **BATS:** L **THROWS:** R **BORN:** 7/31/03 Baltimore, Md. **SCHOOL:** Pro5 Baseball Academy (N.C.)

**OBTAINED:** Selected in the 16th round of the 2022 First-Year Player Draft.

**CAREER NOTES:** 2024: Recorded career-highs in hits (49) and stolen bases (13) in 71 games with Fredericksburg. 2023: Recorded career-highs in nearly every category. 2022: Reported to the FLC following the draft. **HIGH SCHOOL:** The Owings Mills, Md. native ranked as the top shortstop and third overall player in the state of Maryland by Perfect Game for the 2022 Draft Class. **SIGNED BY:** Bobby Myrick

YEAR	CLUB	AVG	G	AB	R	H	TB	2B	3B	HR	RBI	SH	SF	HP	BB	SO	SB	CS	OBP	SLG	OPS	E
2021	DSL Nationals	.244	39	119	23	29	36	5	1	0	12	0	2	2	16	27	4	1	.338	.303	.641	3
2022	DSL Nationals	.283	48	145	29	41	62	11	2	2	21	0	2	7	19	38	2	0	.387	.428	.815	5
2023	FCL Nationals	.148	17	27	4	4	4	0	0	0	2	0	0	1	8	8	0	1	.361	.148	.509	2
2024	Fredericksburg	.225	71	218	26	49	61	10	1	0	20	0	1	3	39	39	13	2	.349	.280	.629	5
<b>MINORS TOTALS</b>		.258	105	306	46	79	93	12	1	0	32	0	1	7	50	55	19	6	.374	.304	.678	13

CORDERO, FRANCHY — 1B

OD AGE: 30 HT: 6'3" WT: 244 BATS: L THROWS: R BORN: 9/2/94 Azua, DOM

OBTAINED: Signed as a minor league free agent on Jan. 6, 2025

CAREER NOTES: 2024: Played in 23 games for the Saitama Seibu Lions of Nippon Professional Baseball (Japan). 2023: Started the year in Baltimore's system before being released and picked up by the Yankees, where he played in 24 games. 2022: Appeared in 84 MLB games over three stints with the Red Sox...Set career highs in games (84), runs (36), hits (53), doubles (17), home runs (eight), RBI (29), and walks (28) 2021: Made his third consecutive Opening Day roster and made his Red Sox debut on 4/3 vs. BAL...Hit .189 (24-for-127) with 1 HR and 9 RBI in 48 games over three stints with the Red Sox...Recorded a career-best seven-game hitting streak from 4/5-14 (8-for-18, 2 2B, 3 RBI)...2020: Attended spring training with the Padres...traded to the Royals on 7/16 and played in three summer camp games...Played in 16 games in the regular season, missing 39 team games on the IL with a sprained right wrist... 2019: Missed the majority of the season with a right elbow sprain and left quad injury...Made his 1st-career Opening Day roster and entered the season opener on March 28 vs. SF as a defensive replacement in RF...2018: Began the season on the 10-day DL with a left abductor strain before appearing in 40 games (36 starts) with SD... underwent season-ending surgery in July to remove a bone spur in his right elbow...2017: Spent the majority of the season with El Paso (AAA) and received his first action at the ML level, appearing in 30 games for SD...Was named a Baseball America Triple-A All-Star SIGNED BY: San Diego on Nov. 1, 2011

YEAR	CLUB	AVG	G	AB	R	H	TB	2B	3B	HR	RBI	SAC	SF	HP	BB	SO	SB	CS	OBP	SLG	OPS	E
2012	DSL Padres	.270	61	230	39	62	86	9	6	1	38	1	1	1	37	73	14	4	.372	.374	.746	44
2013	AZL Padres	.333	35	141	23	47	72	4	6	3	17	2	2	2	10	33	11	0	.381	.511	.892	11
2014	Eugene	.279	61	240	40	67	110	8	4	9	35	1	0	4	14	75	13	5	.329	.458	.787	34
	Fort Wayne	.188	22	85	5	16	20	2	1	0	9	1	2	2	4	36	3	3	.237	.235	.472	18
2015	Fort Wayne	.243	126	481	59	117	147	13	1	5	34	5	3	4	31	121	22	11	.293	.306	.599	22
2016	Lake Elsinore	.286	74	297	47	85	132	16	8	5	35	0	1	5	19	83	11	8	.339	.444	.783	6
	San Antonio	.306	59	245	31	75	117	8	8	6	19	0	0	2	17	67	12	6	.356	.478	.834	4
	El Paso	.077	4	13	1	1	1	0	0	0	0	0	0	0	3	4	0	0	.250	.077	.327	1
2017	San Diego	.228	30	92	15	21	39	3	3	3	9	1	0	0	6	44	1	1	.276	.424	.700	2
	El Paso	.326	93	390	68	127	235	21	18	17	64	2	0	4	23	118	15	4	.369	.603	.972	3
2018	San Diego	.237	40	139	19	33	61	5	1	7	19	1	0	0	14	55	5	2	.307	.439	.746	3
2018	El Paso	.259	7	27	3	7	11	1	0	1	1	0	0	0	4	10	3	0	.355	.407	.762	0
2019	San Diego	.333	9	15	2	5	6	1	0	0	1	0	1	0	4	7	1	0	.450	.400	.850	0
	AZL Padres	.200	2	5	1	1	1	0	0	0	1	0	0	0	1	2	0	0	.333	.200	.533	0
	Lake Elsinore	.125	2	8	0	1	3	0	1	0	2	0	0	0	0	4	0	0	.125	.375	.500	0
	El Paso	.217	11	46	7	10	23	2	1	3	8	0	0	1	4	19	0	0	.294	.500	.794	2
2020	Kansas City	.211	16	38	7	8	17	3	0	2	7	0	0	0	4	4	1	0	.286	.447	.733	2
2021	Boston	.189	48	127	12	24	33	6	0	1	9	1	0	0	8	51	1	1	.237	.260	.497	2
	Worcester	.300	78	287	53	86	153	24	2	13	56	0	0	5	42	94	12	1	.398	.533	.931	8
2022	Boston	.219	84	242	36	53	96	17	1	8	29	2	2	1	28	92	4	1	.300	.397	.697	10
	Worcester	.325	31	117	23	38	69	10	0	7	36	0	3	1	15	42	4	2	.397	.590	.987	0
2023	New York (AL)	.188	24	69	9	13	33	2	0	6	13	0	0	0	2	25	0	0	.211	.478	.689	0
	Scranton	.288	82	292	53	84	139	14	1	13	61	0	1	4	53	77	8	1	.403	.476	.879	5
2024	Seibu (Japan)	.129	23	70	5	9	14	2	0	1	4	0	1	0	2	24	0	0	.151	.200	.351	1
MAJORS TOTALS		.217	251	722	100	157	285	37	5	27	87	5	3	1	66	278	13	5	.283	.395	.678	19
MINORS TOTALS		.284	748	2904	453	824	1319	132	57	83	416	12	13	35	277	858	128	45	.352	.454	.806	158
JAPAN TOTALS		.129	23	70	5	9	14	2	0	1	4	0	1	0	2	24	0	0	.151	.200	.351	1

CORNELIO, RILEY — RHP

OD AGE: 24 HT: 6'3" WT: 220 BATS: R THROWS: R BORN: 6/6/00 Honolulu, Hawaii

SCHOOL: Texas Christian University

OBTAINED: Selected in the 7th round of the 2022 First-Year Player Draft.

CAREER NOTES: 2024: Posted a career-high nine wins in 26 starts with High-A Wilmington...Matched a season-high eight strikeouts twice during the season (June 1 at Bowling Green, September 7 at Brooklyn). 2023: Recorded six or more strikeouts on eight occasions...COLLEGE: Led TCU with 15 starts during the 2022 season as a sophomore...Went 4-5 with a 4.68 ERA in 75.0 innings pitched, with a team-high 77 strikeouts...Ranked as the No. 1 draft prospect in the state of Colorado by Baseball America...Ranked by MLB Pipeline as the No. 46 overall draft prospect in 2019...Named the Perfect Game and Gatorade Colorado Player of the Year. SIGNED BY: Cody Staab

YEAR	CLUB	W	L	ERA	G	GS	CG	SHO	SV	IP	H	R	ER	HR	HB	BB	SO	SO/9	WP	BK	AVG
2022										DID NOT PITCH											
2023	Fredericksburg	4	8	4.68	22	22	0	0	0	92.1	108	66	48	4	4	49	86	8.38	6	2	.285
2024	Wilmington	9	11	5.56	26	26	0	0	0	126.1	128	84	78	15	3	65	114	8.12	13	2	.261
MINORS TOTALS		13	19	5.19	48	48	0	0	0	218.2	236	150	126	19	7	114	200	8.23	19	4	.272

CORTESIA, BRAYAN — INF

OD AGE: 17 HT: 6'2" WT: 165 BATS: R THROWS: R BORN: 11/14/07 Cumana, VEN

OBTAINED: Signed as a non-drafted free agent on Jan. 15, 2025.

CAREER NOTES: 2025: Enters the season as the No. 17 (Baseball America) and No. 20 prospect (MLBPipeline.com) in Washington's system...Was the No. 16 prospect in the 2025 International Signing class, per Baseball America. SIGNED BY: Juan Indriago

YEAR	CLUB	AVG	G	AB	R	H	TB	2B	3B	HR	RBI	SH	SF	HP	BB	SO	SB	CS	OBP	SLG	OPS	E
2024																						
MINORS TOTALS																						

SIGNED FOR 2025



COX, BRENNER — OF

**OD AGE:** 20 **HT:** 6'3" **WT:** 204 **BATS:** L **THROWS:** R **BORN:** 5/11/04 Houston, Texas **SCHOOL:** Rock Hill (Texas) High School  
**OBTAINED:** Selected in the 4th round of the 2022 First-Year Player Draft.  
**CAREER NOTES:** **2024:** Named Best Outfield Arm among Low-A/Carolina League outfielders, per *Baseball America*...Led Fredericksburg in walks (56) and finished second in stolen bases (29) in a career-high 90 games played. **2023:** Entered the season rated by MLB Pipeline.com as Washington's No. 23 prospect...Began the season in Fredericksburg and ended in the Florida Complex League. **2022:** Reported to the Florida Complex League following the draft...Had hits in seven of 10 games, including three multi-hit efforts. **HIGH SCHOOL:** Hit .288 with eight doubles, three triples, four home runs, 19 RBI, 31 walks, 30 strikeouts, 26 stolen bases and 29 runs scored during his senior season at Rock Hill...He was ranked by Perfect Game as the No. 2 prep outfielder in the state of Texas...Following the 2021 season, Cox was named Texas All-State and a Second-Team All-American by *Collegiate Baseball*. **SIGNED BY:** Cody Staab

YEAR	CLUB	AVG	G	AB	R	H	TB	2B	3B	HR	RBI	SH	SF	HP	BB	SO	SB	CS	OBP	SLG	OPS	E
2022	FCL Nationals	.286	10	35	4	10	14	1	0	1	5	0	1	0	5	14	2	0	.366	.400	.766	1
2023	FCL Nationals	.147	24	75	14	11	16	1	2	0	7	0	0	3	15	36	4	1	.312	.213	.525	2
	Fredericksburg	.139	35	115	14	16	20	1	0	1	10	2	0	1	15	58	13	1	.244	.174	.418	2
2024	Fredericksburg	.204	90	284	52	58	99	11	3	8	42	1	2	10	56	126	29	6	.352	.349	.701	7
<b>MINORS TOTALS</b>		.187	159	509	84	95	149	14	5	10	64	3	3	14	91	234	48	8	.324	.293	.617	12

CRANZ, ROBERT — RHP

**OD AGE:** 21 **HT:** 6'3" **WT:** 213 **BATS:** R **THROWS:** R **BORN:** 5/28/03 Keller, Texas **SCHOOL:** Oklahoma State University  
**OBTAINED:** Selected in the 7th round of the 2024 First-Year Player Draft.  
**CAREER NOTES:** Enters the season as the No. 24 prospect in the organization, per *Baseball America*. **COLLEGE:** Went 2-1 with a 1.63 ERA and two saves in 30 relief appearances for the Cowboys in 2024...He struck out 59 in 49.2 innings and allowed just 26 hits, holding opponents to a .139 average. **SIGNED BY:** Cody Staab

YEAR	CLUB	W	L	ERA	G	GS	CG	SHO	SV	IP	H	R	ER	HR	HB	BB	SO	SO/9	WP	BK	AVG
2024	Fredericksburg	1	0	0.00	4	0	0	0	0	6.0	2	0	0	0	0	1	7	10.50	0	0	.100
MINORS TOTALS		1	0	0.00	4	0	0	0	0	6.0	2	0	0	0	0	1	7	10.50	0	0	.100

CRUZ, ARMANDO — SS

**OD AGE:** 21 **HT:** 5'10" **WT:** 194 **BATS:** R **THROWS:** R **BORN:** 1/16/04 Santo Domingo, DOM  
**OBTAINED:** Signed as a non-drafted free agent, Jan. 15, 2021.  
**CAREER NOTES:** **2024:** Entered the season rated by *Baseball America* as Washington's No. 27 prospect...Recorded a career-high 19 stolen bases in 97 games between Single-A Fredericksburg and High-A Wilmington. **2023:** Entered the season rated by *Baseball America* as Washington's No. 12 prospect with the "Best Infield Arm" in the system and was rated by MLB Pipeline.com as Washington's No. 14 prospect...Recorded career-highs in RBI (33), walks (31) and total bases (83). **2022:** Led the Florida Complex League with 57 hits while his 41 runs scored were tied for the league lead with teammate Roismar Quintana...Promoted to Single-A Fredericksburg on Sept. 7...Finished the season with a .275 batting average, ninth-best among the Nationals farm system...Had five games with three or more hits, including a four-hit game on June 16 going 4-for-6 with a homer, five RBI and two runs scored...Entered the season as the No. 5 prospect in Washington's system by MLB Pipeline.com and the No. 9 prospect per *Baseball America*. **2021:** Ranked second among Nationals Minor Leaguers with a 13.7% strikeout rate...Was rated the No. 2 prospect in the 2021 international signing class by *Baseball America*. **SIGNED BY:** Modesto Ulloa

YEAR	CLUB	AVG	G	AB	R	H	TB	2B	3B	HR	RBI	SH	SF	HP	BB	SO	SB	CS	OBP	SLG	OPS	E
2020	DID NOT PLAY / Signed Late																					
2021	DSL Nationals	.232	48	177	22	41	54	8	1	1	17	2	2	0	16	27	11	4	.292	.305	.597	9
2022	FCL Nationals	.275	52	207	41	57	75	8	2	2	20	4	1	3	11	39	6	5	.320	.362	.682	18
	Fredericksburg	.267	3	15	3	4	5	1	0	0	2	0	0	0	2	2	0	0	.353	.333	.686	0
2023	Fredericksburg	.190	90	331	44	63	83	9	1	3	33	4	2	4	31	67	7	7	.266	.251	.517	17
2024	Fredericksburg	.224	77	286	32	64	76	9	0	1	18	5	5	2	17	39	18	5	.268	.266	.534	16
	Wilmington	.227	20	66	6	15	21	1	1	1	7	2	0	0	2	14	1	0	.250	.318	.568	7
<b>MINORS TOTALS</b>		.226	290	1082	148	244	314	36	5	8	97	17	10	9	79	188	43	21	.281	.290	.571	67

CUEVAS, MICHAEL — RHP

**OD AGE:** 23 **HT:** 6'2" **WT:** 179 **BATS:** R **THROWS:** R **BORN:** 6/29/01 San Antonio, Tex. **SCHOOL:** William J. Brennan (Texas) High School  
**OBTAINED:** Selected in the 23rd round of the 2019 First-Year Player Draft.  
**CAREER NOTES:** **2024:** Posted career-highs in games played (33) with Double-A Harrisburg...Matched a career-high with nine strikeouts on April 30 vs. Altoona... **2023:** Made three starts of at least 6.0 innings...Logged a 2.84 ERA (8 ER/25.1 IP) with 23 strikeouts in the month of May. **2022:** Ranked among Nationals farmhands in ERA (3rd, 4.64), games started (T1st, 24), innings pitched (5th, 114.1), opp. AVG (7th, .278) and WHIP (7th, 1.56)...Made four starts of at least 6.0 innings...Struck out a season-high seven batters on June 4 and June 22, allowing zero runs in both starts. **2021:** Participated in Instructional League following the season. **2019:** Appeared in eight games (one start) for the GCL Nationals...Pitched to a 0.59 ERA (1 ER/15.1 IP). **HIGH SCHOOL:** In his senior season, Cuevas went 7-3 with a 2.14 ERA (15 ER/63.0 IP) with 93 strikeouts in 14 appearances (nine starts), including three complete games and three saves...At the plate, he hit .333 (35-for-121) with eight doubles, one triple, 15 RBI and 24 runs scored. **SIGNED BY:** Brandon Larson

YEAR	CLUB	W	L	ERA	G	GS	CG	SHO	SV	IP	H	R	ER	HR	HB	BB	SO	SO/9	WP	BK	AVG
2019	GCL Nationals	1	0	0.59	8	1	0	0	0	15.1	10	1	1	0	2	8	9	5.28	0	0	.200
2020	DID NOT PITCH																				
2021	Fredericksburg	1	8	4.48	20	17	0	0	1	88.2	85	55	44	8	7	28	80	8.15	8	2	.244
2022	Wilmington	6	12	4.64	26	24	0	0	0	114.1	123	74	59	8	9	55	82	6.45	6	1	.278
2023	Harrisburg	4	8	5.53	23	23	0	0	0	97.2	112	69	60	10	6	45	74	6.82	8	0	.288
2024	Harrisburg	5	11	5.91	33	18	0	0	2	105.0	110	74	69	6	11	47	81	6.94	7	0	.269
<b>MINORS TOTALS</b>		17	39	4.98	110	83	0	0	4	420.2	440	273	233	32	35	183	326	6.97	29	3	.268

DAVILA, GARRETT — LHP

**OD AGE:** 28 **HT:** 6'2" **WT:** 215 **BATS:** L **THROWS:** L **BORN:** 1/17/97 Belmont, N.C. **SCHOOL:** South Point HS (Belmont, N.C.)  
**OBTAINED:** Signed as a minor league free agent on Jan. 7, 2025.  
**CAREER NOTES:** 2024: Played in a career-high 44 games, all in relief appearances. 2023: Recorded a career-high in strikeouts with 103. 2020: Did not play. 2019: Did not play. 2017: Ranked as KC's 18th-best prospect by MLB.com going into the season...Set a career-high in IP (125.2) with Lexington. 2016: 7-0 with 2.77 ERA in 12 starts, 65 innings pitched with Burlington (APP)...Named Baseball America Rookie All-Star, ranking among Appalachian League leaders in wins (tied for second), ERA (third), innings (tied for fourth) and opponents' average (.237, fifth) 2015: Signed in June 2015, with Kansas City, foregoing commitment to the University of Tennessee, but was held out of professional competition in 2015 to build up strength and weight. **SIGNED BY:** Originally drafted in the fourth round of the 2015 MLB Draft by Kansas City.

YEAR	CLUB	W	L	ERA	G	GS	CG	SHO	SV	IP	H	R	ER	HR	HB	BB	SO	SO/9	WP	BK	AVG
2016	Burlington	7	0	2.77	12	12	0	0	0	65.0	56	21	20	2	3	27	55	7.62	4	1	.237
2017	Lexington	8	8	5.08	27	21	0	0	3	125.2	127	78	71	8	18	52	92	6.59	6	1	.265
2018	Lexington	7	7	4.21	25	18	0	0	0	107.0	94	58	50	22	9	49	84	7.07	11	0	.235
2021	Quad Cities	6	2	2.45	27	0	0	0	4	51.1	37	18	14	2	4	20	42	7.36	4	0	.202
	North West Ark	0	0	6.91	7	0	0	0	0	14.1	13	12	11	2	0	8	12	7.53	3	0	.245
2022	Birmingham	6	5	4.97	29	11	0	0	0	88.2	93	55	49	7	8	47	88	8.93	3	1	.273
2023	Birmingham	0	3	6.00	6	4	0	0	0	24.0	26	16	16	2	5	7	18	6.75	1	0	.277
	Charlotte	2	11	6.68	23	20	0	0	0	102.1	119	78	76	21	4	53	103	9.06	2	1	.292
2024	Arkansas	3	1	3.63	44	0	0	0	4	62.0	52	25	25	3	3	18	70	10.16	5	0	.227
MINORS TOTALS		39	37	4.67	200	86	0	0	11	640.1	617	361	332	69	54	281	564	7.93	39	4	.255

DAVIS, MARC — RHP

**OD AGE:** 25 **HT:** 6'3" **WT:** 209 **BATS:** R **THROWS:** R **BORN:** 11/11/99 Lilburn, Ga. **SCHOOL:** Florida Southwestern State JC  
**OBTAINED:** Selected in the 11th round of the 2021 First-Year Player Draft.  
**CAREER NOTES:** 2024: Was named the Carolina League Pitcher of the Month on August 6 with a 3-0 record and 0.45 ERA (1 ER/20.0 IP) in four starts. 2022: Tossed 3.0 innings of scoreless relief on June 19 at Myrtle Beach...Earned Carolina League Pitcher of the Week for June 20. 2021: Allowed one earned run in 9.1 IP (0.96 ERA) across his last four outings...Participated in Instructional League following the season. **COLLEGE:** Went 4-1 with two saves and a 3.34 ERA in 17 games (five starts) in 2021...He struck out 64 batters and allowed just 23 hits in 35.0 innings pitched...His 16.36 strikeouts per 9.0 innings ranked second among all Junior College pitchers...Struck out 139 batters in 86.0 innings across 44 career appearances. **SIGNED BY:** Alex Morales

YEAR	CLUB	W	L	ERA	G	GS	CG	SHO	SV	IP	H	R	ER	HR	HB	BB	SO	SO/9	WP	BK	AVG
2021	FCL Nationals	0	0	3.72	5	1	0	0	0	9.2	9	4	4	0	1	9	12	11.7	2	0	.237
2022	Fredericksburg	2	1	3.97	9	0	0	0	1	22.2	11	10	10	3	3	11	26	10.32	4	2	.141
2023	Fredericksburg	DID NOT PITCH																			
2024	Fredericksburg	4	2	2.23	17	17	0	0	0	68.2	44	21	17	3	4	34	72	9.44	5	0	.184
	Wilmington	0	2	9.82	4	2	0	0	0	7.1	7	8	8	1	0	6	7	8.59	1	0	.250
MINORS TOTALS		6	5	3.24	35	20	0	0	1	108.1	71	43	39	7	8	60	117	9.72	12	2	.185

DE LA CRUZ, CARLOS — OF

**OD AGE:** 25 **HT:** 6'8" **WT:** 238 **BATS:** R **THROWS:** R **BORN:** 10/6/99 Yonkers, New York  
**OBTAINED:** Signed as a minor league free agent on Jan. 6, 2025.  
**CAREER NOTES:** 2024: Made his first appearance in Triple-A, where he played in 48 games (190/24/276) with three home runs. 2023: Set career highs in almost every offensive stat...Earned Eastern League All-Star honors after slashing .259/.344/.454 over 129 games for Reading (AA)...Named an MiLB.com Organization All-Star...Led the EL in hits (132) & total bases (231), ranked second in XBH (50) & runs (80) and T-3rd in HR (24) & doubles (25)...Led all Phillies Minor Leaguers in games played...Was rated as the best power hitter in the Phillies minor league system by Baseball America and the No. 6 prospect in the system by MLB.com...Following the season, played for Cibao in the Dominican Winter League. 2022: His .482 SLG was the 2nd-highest among all Phillies minor leaguers (min. 275 AB)...Following the season, played for Surprise in the Arizona Fall League. 2021: Began season with Clearwater (A) before being transferred to Florida Complex League Phillies (R) on 6/29...Promoted to Clearwater on 8/3 and to Jersey Shore on 8/10. 2020: Did not play. 2019: Spent the entire season with Lakewood (A)...Collected eight OF assists...Hit four HR over eight games from 7/12-19...Participated in Florida Instructional League. 2018: Began professional career with Gulf Coast League Phillies East (R)...Ranked T-6th in the GCL in HR...Participated in FIL **SIGNED BY:** Alex Agostino (PHI) out of George Washington High School (N.Y.)

YEAR	CLUB	AVG	G	AB	R	H	TB	2B	3B	HR	RBI	SAC	SF	HP	BB	SO	SB	CS	OBP	SLG	OPS	E
2018	GCL Phillies	.284	43	148	20	42	68	8	0	6	21	0	2	4	11	56	2	1	.345	.459	.804	3
2019	Lakewood	.220	117	428	38	94	140	17	4	7	50	0	2	4	27	159	7	7	.271	.327	.598	6
2020	DID NOT PLAY																					
2021	FCL Phillies	.200	9	20	3	4	4	0	0	0	1	0	0	2	8	8	3	0	.467	.200	.667	0
	Clearwater	.148	37	122	10	18	29	5	0	2	11	0	0	4	13	56	2	0	.252	.238	.490	1
	Jersey Shore	.242	17	62	10	15	28	4	0	3	14	0	1	0	5	23	0	0	.294	.452	.746	1
2022	Jersey Shore	.266	64	214	29	57	99	10	1	10	24	0	1	7	19	75	5	2	.344	.463	.807	3
	Reading	.278	38	151	21	42	77	12	1	7	23	0	2	1	8	45	1	0	.315	.510	.825	3
2023	Reading	.259	129	509	80	132	231	25	1	24	67	0	5	14	54	160	3	0	.344	.454	.798	4
2024	Reading	.262	65	248	36	65	106	13	2	8	35	0	1	6	24	85	5	1	.341	.427	.768	1
	Lehigh Valley	.190	48	163	11	31	45	5	0	3	18	0	1	3	8	63	1	0	.240	.276	.516	1
MINORS TOTALS		.242	567	2065	258	500	827	99	9	70	264	0	15	45	177	730	29	11	.314	.400	.714	23

DE LA CRUZ, MARLON — RHP

**OD AGE:** 19 **HT:** 6'2" **WT:** 155 **BATS:** R **THROWS:** R **BORN:** 11/3/05 Santo Domingo, DOM  
**OBTAINED:** Signed as a non-drafted free agent, Jan. 15, 2024.  
**CAREER NOTES:** 2024: Struck out 48 batters in 39.0 innings pitched in 11 starts with DSL Nationals...**SIGNED BY:** Bolivar Pelletier  

YEAR	CLUB	W	L	ERA	G	GS	CG	SHO	SV	IP	H	R	ER	HR	HB	BB	SO	SO/9	WP	BK	AVG
2023	SIGNED FOR 2024																				
2024	DSL Nationals	2	4	7.15	11	11	0	0	0	39.0	36	34	31	3	10	32	48	11.08	8	1	.243
MINORS TOTALS		2	4	7.15	11	11	0	0	0	39.0	36	34	31	3	10	32	48	11.08	8	1	.243

DE LA ROSA, JEREMY — OF

OD AGE: 23 HT: 6'0" WT: 215 BATS: L THROWS: L BORN: 1/16/02 Santo Domingo, DOM

OBTAINED: Signed as a non-drafted free agent, July 2, 2018.

**CAREER NOTES:** 2024: Matched a career-high 23 doubles and swatted a career-high 14 homers in 102 games between Single-A Fredericksburg, High-A Wilmington and Double-A Harrisburg...Entered the season rated by MLB Pipeline.com as Washington's No. 28 prospect. 2023: Recorded a team-leading 42 RBI at Single-A Wilmington and finished the season with 16 doubles, seven homers, 41 walks, 13 stolen bases and 44 runs scored. 2022: Enjoyed a breakout season...Was named co-Hitter of the Year after ranking in Washington's Minor League system in stolen bases (T2nd, 39), on-base percentage (4th, .358), batting average (5th, .280), OPS (5th, .794), RBI (T5th, 67) and total bases (6th, 173)...He set career highs in nearly every statistical category...He was one of only 12 players in all of Minor League Baseball to put together a slash line of .280/.358/.436 or better to go along with 39 stolen bases...Was named Carolina League Player of the Month for the month of May, hitting .372/.433/.553 with six doubles, a triple, three home runs, 10 walks, 17 RBI, 18 runs scored and 10 stolen bases...His 35 hits that month were most in the Carolina League...He opened his 2022 season hitting safely in 31 of 35 games through May 21, including a season-high 12-game hitting streak from April 15-29...Was promoted to High-A Wilmington on July 12...At the time of the promotion, he ranked among Carolina League hitters in average (1st, .315), hits (1st, 88), total bases (1st, 141) RBI (2nd, 57), OBP (5th, .394), slugging percentage (2nd, .505), OPS (2nd, .899) and runs scored (2nd, 56)...Had season cut short due to hamate surgery. 2021: Spent the season with Single-A Fredericksburg...At 19 years old, was one of the youngest players in the league. 2020: Was a member of the 60-Player Pool...Spent the entire season at the Alternate Training Site (Fredericksburg)...Participated in Instructional League following the season 2019: In his first professional season, appeared in 26 games for the GCL Nationals. **SIGNED BY:** Modesto Ulloa

YEAR	CLUB	AVG	G	AB	R	H	TB	2B	3B	HR	RBI	SH	SF	HP	BB	SO	SB	CS	OBP	SLG	OPS	E
2019	GCL Nationals	.232	26	82	14	19	30	1	2	2	10	0	2	3	12	29	3	2	.343	.366	.709	1
2020																						
	Alternate Training Site																					
2021	Fredericksburg	.209	87	326	34	68	103	12	4	5	22	0	0	2	30	122	7	8	.279	.316	.595	8
2022	Fredericksburg	.315	69	279	56	88	141	19	2	10	57	0	0	0	36	78	26	5	.394	.505	.899	7
	Wilmington	.195	32	118	10	23	32	4	1	1	10	1	1	1	12	37	13	2	.273	.271	.544	2
2023	Wilmington	.240	93	338	44	81	122	16	2	7	42	0	2	2	41	129	13	7	.324	.361	.685	4
2024	Fredericksburg	.306	16	62	10	19	37	8	2	2	9	0	0	1	3	16	3	4	.348	.597	.945	0
	Wilmington	.167	42	156	22	26	59	10	1	7	29	0	2	0	12	56	7	1	.224	.378	.602	4
	Harrisburg	.161	44	161	12	26	48	5	1	5	18	0	2	1	16	52	4	4	.239	.298	.537	2
	MINORS TOTALS	.230	409	1522	202	350	572	75	15	39	197	1	9	10	162	519	76	33	.307	.376	.683	28

DIAZ, KELVIN — INF

OD AGE: 22 HT: 6'2" WT: 143 BATS: R THROWS: R BORN: 10/3/02 Neiba, DOM

OBTAINED: Signed as a Minor League free agent, May 10, 2024

**CAREER NOTES:** 2024: Spent majority of the year in the FCL before appearing in 10 games for Single-A Fredericksburg...Recorded multiple hits in three of his last six contests, over which he hit .364 (8-for-22) with two doubles, a home run, six RBI, a walk and eight runs scored. 2023: Plated 16 runs and tallied 17 runs scored in 36 games with FCL Pirates...2022: Drove in 20 runs and stole 17 bases in a career-high 46 games with DSL Pirates-Black.... **SIGNED BY:** Omelbis Corporan (PIT)

YEAR	CLUB	AVG	G	AB	R	H	TB	2B	3B	HR	RBI	SAC	SF	HP	BB	SO	SB	CS	OBP	SLG	OPS	E
2021	DSL Pirates	.154	25	52	10	8	15	4	0	1	9	0	2	5	10	22	3	0	.333	.288	.621	8
2022	DSL Pirates	.218	46	133	31	29	49	13	2	1	20	0	0	5	32	40	17	5	.388	.368	.756	18
2023	FCL Pirates	.244	36	90	17	22	36	4	2	2	16	1	0	2	16	28	11	1	.370	.400	.770	9
2024	FCL Nationals	.149	35	94	14	14	20	6	0	0	7	1	0	2	12	40	7	2	.259	.213	.472	7
	Fredericksburg	.265	10	34	8	9	14	2	0	1	7	1	1	0	2	14	1	1	.297	.412	.709	0
	MINORS TOTALS	.203	152	403	80	82	134	29	4	5	59	3	3	14	72	144	39	9	.341	.333	.674	42

DIAZ, RANDAL — SS

OD AGE: 21 HT: 6'0" WT: 218 BATS: R THROWS: R BORN: 5/20/03 Bayamon, PR SCHOOL: Indiana State University

OBTAINED: Selected in the fifth round of the 2024 First-Year Player Draft

**CAREER NOTES:** COLLEGE: Hit .360 with a .437 on-base percentage and a .632 slugging percentage in 59 games during his third season with the Sycamores...He recorded 15 doubles, 18 home runs, 55 RBI, 31 walks and 55 runs scored. Diaz finished the season with a 32-game hitting streak and a 38-game on-base streak. **SIGNED BY:** James Goodwin

YEAR	CLUB	AVG	G	AB	R	H	TB	2B	3B	HR	RBI	SH	SF	HP	BB	SO	SB	CS	OBP	SLG	OPS	E
2024																						
	MINORS TOTALS																					

DICKERSON, LUKE — SS

OD AGE: 19 HT: 5'11" WT: 203 BATS: R THROWS: R BORN: 8/9/05 Morristown, NJ SCHOOL: Morris Knolls (NJ) High School

OBTAINED: Selected in the second round of the 2024 First-Year Player Draft

**CAREER NOTES:** 2025: Enters the season as Washington's No. 7 prospect, according to MLB Pipeline.com, and the No. 11 prospect, per Baseball America. **HIGH SCHOOL:** Was named the 2024 New Jersey High School Baseball Player of the Year after tying the state's single-season home run record with 18 home runs, a record he now holds with Major Leaguer Mike Trout (Millville, N.J.) and Ashton Bardszeli (Ramsey, N.J.)...Hit .466 with 10 doubles, 18 home runs, 45 RBI, 22 walks, 25 stolen bases and 57 runs scored in 33 games his senior season...He led Morris Knolls to back-to-back state baseball titles in 2023 and 2024 and also helped his high school ice hockey team to the 2024 NJIAA state championship in 2024. **SIGNED BY:** John Malzone

YEAR	CLUB	AVG	G	AB	R	H	TB	2B	3B	HR	RBI	SAC	SF	HP	BB	SO	SB	CS	OBP	SLG	OPS	E
2024																						
	MINORS TOTALS																					

DOWDELL, KEVIN — LHP

OD AGE: 25 HT: 6'1" WT: 241 BATS: L THROWS: L BORN: 12/3/99 Montevillo, Ala. SCHOOL: West Virginia University

OBTAINED: Signed as a Minor League free agent on May 10, 2024.

**CAREER NOTES:** 2024: Appeared in a career-high 10 games with FCL Nationals. **COLLEGE:** Two-way player with the Mountaineers...Played 62 games in the outfield and made 21 appearances out of the bullpen...Recorded a 4.50 ERA in a career-high 11 appearances in his senior year. **SIGNED BY:** Ross Vecchio (LAA)

YEAR	CLUB	W	L	ERA	G	GS	CG	SHO	SV	IP	H	R	ER	HR	HB	BB	SO	SO/9	WP	BK	AVG
2023	ACL Angels	0	0	16.20	4	0	0	0	0	3.1	5	6	6	0	3	4	2	5.40	1	0	.357
2024	FCL Nationals	1	0	5.00	10	0	0	0	0	9.0	10	5	5	1	0	9	7	7.00	5	0	.294
MINORS TOTALS		1	0	8.03	14	0	0	0	0	12.1	15	11	11	1	3	13	9	6.57	6	0	.313







GLASSER, PHILLIP — INF/OF

**OD AGE:** 25 **HT:** 6'0" **WT:** 196 **BATS:** L **THROWS:** R **BORN:** 12/3/99 Canton, Ohio **SCHOOL:** Indiana University  
**OBTAINED:** Selected in the 10th round of the 2023 First-Year Player Draft.  
**CAREER NOTES:** **2024:** Named Carolina League Player of the Week on April 22 after hitting .500 (8-for-16) with two doubles, a homer and five RBI for Single-A Fredericksburg... Earned South Atlantic League All-Star honors after hitting .305 (84-for-275) with six homers, 31 RBI, 40 walks, 14 stolen bases and 47 runs scored in 75 games with High-A Wilmington...Recorded a career-high 19 game on-base streak with Wilmington from May 14-June 5...During that streak, he hit .348 (23-for-66) with five doubles, a homer, nine RBI, 13 walks, three stolen bases and 13 runs scored. **2023:** Hit safely in all five of his appearances in Fredericksburg...Went 3-for-6 with a pair of doubles, four RBI, a stolen base and three runs scored on September 8 at Delmarva. **SIGNED BY:** James Goodwin

YEAR	CLUB	AVG	G	AB	R	H	TB	2B	3B	HR	RBI	SH	SF	HP	BB	SO	SB	CS	OBP	SLG	OPS	E
2023	FCL Nationals	.256	13	39	12	10	14	1	0	1	6	0	1	1	9	4	4	1	.400	.359	.759	2
	Fredericksburg	.421	5	19	5	8	10	2	0	0	4	0	0	0	2	2	1	0	.476	.526	1.002	0
2024	Fredericksburg	.381	15	63	19	24	37	7	0	2	12	0	1	0	8	13	8	0	.444	.587	1.031	0
	Wilmington	.305	75	275	47	84	120	16	1	6	31	2	2	5	40	45	14	4	.401	.436	.837	7
	Harrisburg	.172	18	58	4	10	10	0	0	0	5	0	0	4	6	10	1	2	.294	.172	.466	0
MINORS TOTALS		.300	126	454	87	136	191	26	1	9	58	2	4	10	65	74	28	7	.396	.421	.817	9

GLAVINE, PEYTON — LHP

**OD AGE:** 26 **HT:** 5'11" **WT:** 182 **BATS:** R **THROWS:** L **BORN:** 3/23/99 Atlanta, Ga. **SCHOOL:** Auburn (Ala.) University  
**OBTAINED:** Signed as a Minor League free agent, August 2, 2021; selected in the 37th round of the 2017 First-Year Player Draft by LAA.  
**CAREER NOTES:** **2022:** Offered scoreless relief in 12 of 16 appearances. **2021:** Participated in Instructional League following the season. **PERSONAL:** Son of Tom Glavine.  
**SIGNED BY:** Eric Robinson

YEAR	CLUB	W	L	ERA	G	GS	CG	SHO	SV	IP	H	R	ER	HR	HB	BB	SO	SO/9	WP	BK	AVG
2021	FCL Nationals	1	0	3.00	7	0	0	0	0	9.0	4	4	3	0	1	3	12	12.00	0	0	.129
2022	FCL Nationals	0	0	0.00	2	0	0	0	0	3.0	1	0	0	0	0	1	4	12.00	0	0	.100
	Fredericksburg	1	0	4.19	14	0	0	0	0	19.1	16	9	9	0	0	8	27	12.57	1	1	.219
2023	FCL Nationals	0	0	0.00	2	0	0	0	0	2.0	2	0	0	0	0	1	4	18.00	0	0	.250
	Wilmington	0	0	0.00	1	0	0	0	0	1.0	1	0	0	0	0	0	0	0.00	0	0	.250
2024		DID NOT PITCH/INJURED																			
MINORS TOTALS		2	0	3.15	26	0	0	0	0	34.1	24	13	12	0	1	13	47	12.32	1	1	.190

GOMEZ, MIGUEL — RHP

**OD AGE:** 23 **HT:** 6'3" **WT:** 210 **BATS:** R **THROWS:** R **BORN:** 9/10/01 Panama City, PAN.  
**OBTAINED:** Signed as a Minor League free agent, April 9, 2019.  
**CAREER NOTES:** **2024:** Went 4-2 with a 2.84 ERA (16 ER/50.2 IP) in a career-high 34 games between Single-A Fredericksburg and High-A Wilmington...From April 24 to June 12, he went 2-1 with a 0.54 ERA (1 ER/16.2 IP) with 17 strikeouts and just five walks in 11 games. **2023:** Finished 7-6 with a career-high 40 strikeouts in 29 appearances between the Florida Complex League, Fredericksburg and Wilmington. **SIGNED BY:** Miguel Ruiz

YEAR	CLUB	W	L	ERA	G	GS	CG	SHO	SV	IP	H	R	ER	HR	HB	BB	SO	SO/9	WP	BK	AVG
2019	DSL Nationals	0	0	3.45	14	0	0	0	1	28.2	29	17	11	1	2	13	22	6.91	2	1	.266
2021	FCL Nationals	1	3	6.85	12	4	0	0	1	22.1	28	19	17	4	3	6	23	9.27	1	0	.315
2022	FCL Nationals	2	1	0.00	7	0	0	0	2	11.2	5	2	0	0	1	2	14	10.80	0	0	.122
	Fredericksburg	0	0	4.08	8	0	0	0	0	17.2	18	9	8	1	1	2	17	8.66	2	0	.257
2023	Wilmington	0	0	3.00	2	0	0	0	0	3.0	4	1	1	1	0	0	1	3.00	0	0	.333
	FCL Nationals	1	2	7.15	7	0	0	0	0	11.1	17	13	9	1	3	3	10	7.94	3	0	.347
	Fredericksburg	6	4	6.10	20	0	0	0	0	31.0	39	22	21	4	2	10	28	8.13	2	3	.331
2024	Wilmington	0	0	0.00	2	0	0	0	0	3.0	3	4	0	0	0	2	2	6.00	0	0	.231
	Fredericksburg	1	0	2.25	2	0	0	0	0	4.0	2	1	1	0	1	0	2	4.50	0	0	.154
	Wilmington	3	2	2.89	32	1	0	0	3	46.2	41	16	15	2	3	15	41	7.91	1	0	.234
MINORS TOTALS		14	12	4.17	106	5	0	0	7	179.1	186	104	83	14	16	53	160	8.03	11	4	.270

GONZALES, JARRETT — C

**OD AGE:** 27 **HT:** 5'9" **WT:** 185 **BATS:** R **THROWS:** R **BORN:** 3/27/98 San Antonio, Texas **SCHOOL:** Grayson County (Texas) College  
**OBTAINED:** Signed as a non-drafted free agent, July 19, 2021.  
**CAREER NOTES:** **2021:** Participated in Instructional League following the season. **SIGNED BY:** Jimmy Gonzales

YEAR	CLUB	AVG	G	AB	R	H	TB	2B	3B	HR	RBI	SH	SF	HP	BB	SO	SB	CS	OBP	SLG	OPS	E
2021	FCL Nationals	.000	1	1	0	0	0	0	0	0	0	0	0	0	0	1	0	0	.000	.000	.000	0
2022	Wilmington	.167	9	18	1	3	3	0	0	0	1	0	0	2	0	9	0	0	.250	.167	.417	0
2023	Harrisburg	.222	4	9	2	2	3	1	0	0	0	0	0	1	0	3	0	0	.300	.333	.633	0
2024	Rochester	.000	4	2	0	0	0	0	0	0	0	0	0	0	1	1	0	0	.333	.000	.333	0
MINORS TOTALS		.167	18	30	3	5	6	1	0	0	1	0	0	3	1	14	0	0	.265	.200	.465	0

GREEN, ELIJAH — OF

OD AGE: 21 HT: 6'3" WT: 236 BATS: R THROWS: R BORN: 12/4/03 Windermere, Fla. SCHOOL: IMG Academy (Fla.)

OBTAINED: Selected in the first round (No. 5) of the 2022 First-Year Player Draft.

CAREER NOTES: 2025: Entered the season as the "Best Power Hitter" and "Best Athlete" and "Best Outfield Arm" in the system, according to *Baseball America*...Ranks as the No. 23 (*Baseball America*) and No. 25 prospect (*MLBPipeline.com*) in Washington's system. 2024: Entered the season rated by *Baseball America* as Washington's No. 9 prospect and as being the "Best Athlete" and having the "Best Outfield Arm" in the system...He was rated by *MLBPipeline.com* as Washington's No. 6 prospect...Named the Defensive Player of the Year among Washington's Minor League System...Named the fastest baserunner in Low-A/Carolina League by *Baseball America*...Led the Nationals system and ranked ninth among Minor League center fielders with a career-high eight assists in 2024...Led Washington's Minor League System and tied for fifth in the Carolina League with 39 stolen bases...He posted a .964 fielding percentage after appearing in a career-high 100 games in center field this season for Single-A Fredericksburg. 2023: Entered the season rated by *Baseball America* as Washington's No. 3 prospect, the No. 58 prospect overall and as being the "Best Power Hitter", "Best Athlete" and "Best Defensive Outfielder" while having the "Best Outfield Arm" in the system...*MLBPipeline.com* ranked him as the No. 46 prospect in baseball...Logged career-highs in doubles (14), home runs (5), RBI (39), walks (52) and stolen bases (31)...Ranked first among Fredericksburg with 45 walks. 2022: Reported to the Florida Complex League after the draft...In his first eight games he went 11-for-28 (.393) with three doubles, one homer, six RBI, four walks, one stolen base and six runs scored...He hit safely in seven of the eight games with three multi-hit efforts along the way...Hit his first professional home run in his second at-bat. HIGH SCHOOL: Hit .462 (36-for-78) with 11 doubles, two triples, nine home runs, 32 RBI, 15 stolen bases, 21 walks, 21 strikeouts and 40 runs scored during his senior season at IMG Academy in Bradenton, Fla...He posted a .592 on-base percentage and a 1.000 slugging percentage en route to being named a First-Team All-American by *Collegiate Baseball*...He was a pre-season First-Team All-American selected by *Baseball America*...Ranked by *MLBPipeline.com* as the No. 3 prospect in the 2022 First-Year Player Draft and by *Baseball America* as the No. 5 draft prospect...Ranked by Perfect Game as the top high school prospect in the 2022 First-Year Player Draft, by *Baseball America* as the No. 2 high school prospect and by *MLBPipeline.com* as the No. 3 high school prospect...Among high school players, *Baseball America* cited him as the "best power hitter" and "best athlete" in the 2022 draft...Following his junior high school season, was selected to participate in the 2021 Perfect Game All-American Classic and the 2021 Baseball Factory All-American Game. SIGNED BY: Alex Morales

YEAR	CLUB	AVG	G	AB	R	H	TB	2B	3B	HR	RBI	SH	SF	HP	BB	SO	SB	CS	OBP	SLG	OPS	E
2022	FCL Nationals	.302	12	43	9	13	23	4	0	2	9	0	1	2	6	21	1	0	.404	.535	.939	1
2023	FCL Nationals	.318	8	22	9	7	13	1	1	1	3	0	0	0	7	11	1	0	.483	.591	1.074	0
	Fredericksburg	.210	75	281	36	59	86	13	1	4	36	0	2	3	45	139	30	5	.323	.306	.629	3
2024	Fredericksburg	.208	106	414	74	86	147	14	4	13	54	0	2	5	46	206	39	3	.293	.355	.648	9
MINORS TOTALS		.217	201	760	128	165	269	32	6	20	102	0	5	10	104	377	71	8	.317	.354	.671	13

HALL, DAWSON — RHP

OD AGE: 24 HT: 6'11" WT: 187 BATS: R THROWS: R BORN: 4/10/00 Fort Leavenworth, Kan. SCHOOL: Dallas Baptist (Texas) University

OBTAINED: Signed as a non-drafted free agent, Aug. 8, 2022.

CAREER NOTES: 2024: Posted career-highs in wins (6), innings pitched (68.0) and strikeouts (72) in 42 games with Single-A Fredericksburg...His 42 appearances led the Carolina League...Went 1-1 with a 0.96 ERA (1 ER/9.1 IP) in seven games in July with just six hits allowed. 2023: Began the season in the Florida Complex League and promoted to the Florida Complex League after the draft. COLLEGE: Made his first career start against Bradley on May 26 in the conference tournament...Appeared in the 2022 NCAA Austin Regional against Louisiana Tech...In his senior season, averaged 12.3 strikeouts per nine innings, which at the time was the sixth-highest average in a single season in Dallas Baptist's Division I era...Spent junior season at Southern Illinois University...First two college seasons at Mississippi Gulf Coast Community College. SIGNED BY: Cody Staab

YEAR	CLUB	W	L	ERA	G	GS	CG	SHO	SV	IP	H	R	ER	HR	HB	BB	SO	SO/9	WP	BK	AVG
2022	FCL Nationals	0	0	0.00	2	0	0	0	0	2.0	2	0	0	0	0	0	2	9.0	0	0	.250
2023	FCL Nationals	1	0	4.32	5	0	0	0	0	8.1	7	5	4	1	1	0	9	9.72	1	0	.226
	Fredericksburg	4	2	3.51	21	0	0	0	1	33.1	25	16	13	2	1	13	29	7.83	3	1	.202
2024	Fredericksburg	6	2	2.78	42	0	0	0	0	68.0	51	25	21	4	2	15	72	9.53	4	1	.208
MINORS TOTALS		11	4	3.06	70	0	0	0	1	111.2	85	46	38	7	4	28	112	9.03	8	2	.208

HERNANDEZ, DANIEL — C

OD AGE: 16 HT: 6'0" WT: 165 BATS: L THROWS: R BORN: 2/16/08 Puerto La Cruz, VEN

OBTAINED: Signed as a non-drafted free agent on Jan. 15, 2025.

CAREER NOTES: 2025: Was the No. 18 prospect in the 2025 International Signing class, per *Baseball America*. Also ranked the No. 26 prospect in Washington's system, per *Baseball America*. SIGNED BY: Salvador Donadelli

YEAR	CLUB	AVG	G	AB	R	H	TB	2B	3B	HR	RBI	SAC	SF	HP	BB	SO	SB	CS	OBP	SLG	OPS	E
2024	SIGNED FOR 2025																					
MINORS TOTALS																						

HUFF, CHANCE — RHP

OD AGE: 24 HT: 6'4" WT: 219 BATS: R THROWS: R BORN: 4/19/00 Niceville, Fla. SCHOOL: Georgia Tech

OBTAINED: Selected in the eighth round of the 2022 First-Year Player Draft.

CAREER NOTES: 2024: Pitched in a career-high 37 games with High-A Wilmington...Went 1-0 with a 0.84 ERA (1 ER/10.2 IP) in July with 11 strikeouts and three walks in seven games. 2023: Set career-highs in every statistical category...Tossed 5.0 or more innings on four occasions. COLLEGE: As a junior in 2022, went 5-4 with a 6.98 ERA in 16 games/15 starts...Struck out 74 in 68.1 innings...Tossed a career-high 7.0 innings in the Knoxville regional against Alabama State on June 4...Appeared in eight games with Vanderbilt in the 2019 season. SIGNED BY: Tommy Jackson

YEAR	CLUB	W	L	ERA	G	GS	CG	SHO	SV	IP	H	R	ER	HR	HB	BB	SO	SO/9	WP	BK	AVG
2022	FCL Nationals	0	0	2.45	3	1	0	0	0	3.2	4	1	1	1	0	1	4	9.8	0	0	.267
	Fredericksburg	2	0	0.00	4	0	0	0	1	6.0	3	0	0	0	0	0	4	6.0	0	0	.158
2023	Wilmington	2	4	6.13	28	9	0	0	0	83.2	94	65	57	10	2	37	57	6.13	6	1	.286
2024	Wilmington	3	2	4.29	37	0	0	0	0	50.1	44	31	24	7	2	39	44	7.87	9	1	.234
MINORS TOTALS		7	6	5.14	72	10	0	0	1	143.2	145	97	82	18	4	77	109	6.83	15	2	.263

HUGHES, NOLAN — LHP

OD AGE: 23 HT: 6'5" WT: 235 BATS: L THROWS: L BORN: 3/7/02 Weymouth, Mass. SCHOOL: Xavier (Ohio) University

OBTAINED: Selected in the 16th round of the 2024 First-Year Player Draft.

CAREER NOTES: COLLEGE: Struck out 65 in 35.1 innings and held hitters to a .132 batting average in his only season with the Musketeers...He finished the season 5-3 with a 4.33 ERA in 24 games (four starts) in 2024. SIGNED BY: Brian Cleary

YEAR	CLUB	W	L	ERA	G	GS	CG	SHO	SV	IP	H	R	ER	HR	HB	BB	SO	SO/9	WP	BK	AVG
2024	DID NOT PITCH																				
MINORS TOTALS																					

HURTADO, VICTOR — OF

OD AGE: 17 HT: 6'3" WT: 175 BATS: L THROWS: L BORN: 5/24/07 Sabana Perdida, DOM  
OBTAINED: Signed as a non-drafted free agent, Jan. 15, 2024.  
CAREER NOTES: 2025: Entered the season as the No. 19 prospect in the system, according to *MLB Pipeline.com*. 2024: Entered the season rated by *Baseball America* as the No. 12 prospect in Washington's system and by *MLBPipeline.com* as the No. 13 prospect...Led the DSL Nationals in RBI (22) in 39 games played. SIGNED BY: Bolivar Pelletier

YEAR	CLUB	AVG	G	AB	R	H	TB	2B	3B	HR	RBI	SH	SF	HP	BB	SO	SB	CS	OBP	SLG	OPS	E
2024	DSL Nationals	.218	39	133	14	29	44	6	0	3	22	0	3	2	17	33	3	1	.310	.331	.641	3
MINORS TOTALS		.218	39	133	14	29	44	6	0	3	22	0	3	2	17	33	3	1	.310	.331	.641	3

JIMENEZ, YEURIS — RHP

OD AGE: 24 HT: 6'3" WT: 249 BATS: R THROWS: R BORN: 3/23/01 Santiago, DOM  
OBTAINED: Signed as a minor league free agent on Jan. 6, 2025.  
CAREER NOTES: 2024: Made 33 appearances across two different levels (51.1IP). 2023: Made a career-high 40 appearances with Beloit. 2022: Pitched in a career-high 55.2 innings with Jupiter...Struck out 69 batters, the most in a single season in his career. 2018: Made his professional debut with the DSL Marlins SIGNED BY: New York (NL)

YEAR	CLUB	W	L	ERA	G	GS	CG	SHO	SV	IP	H	R	ER	HR	HB	BB	SO	SO/9	WP	BK	AVG
2018	DSL Marlins	2	0	9.64	11	0	0	0	0	14.0	15	16	15	0	4	11	9	5.79	9	0	.294
2019	DSL Marlins	2	2	8.22	13	4	0	0	0	30.2	48	33	28	0	2	24	32	9.39	13	1	.350
2021	FCL Marlins	2	3	3.60	14	1	0	0	0	25.0	22	13	10	2	0	8	25	9.00	3	0	.232
	Jupiter	0	0	0.00	1	0	0	0	0	1.0	0	0	0	0	0	0	1	9.00	0	0	.000
2022	Jupiter	1	4	4.04	36	0	0	0	1	55.2	39	29	25	6	10	27	69	11.16	10	0	.193
2023	Beloit	2	2	6.22	40	0	0	0	0	55.0	49	41	38	2	7	39	56	9.16	15	2	.237
2024	Jupiter	0	2	3.97	10	0	0	0	3	11.1	9	6	5	0	3	4	8	6.35	3	0	.209
	Beloit	1	1	4.46	23	0	0	0	0	40.1	39	25	20	1	4	16	41	9.15	10	1	.244
MINORS TOTALS		10	14	5.45	148	5	0	0	4	233.0	221	163	141	11	30	129	241	9.31	63	4	.246

JOHNSON, LUKE — RHP

OD AGE: 22 HT: 6'1" WT: 205 BATS: R THROWS: R BORN: 4/15/02 Silver Spring, Md. SCHOOL: University of Md.-Baltimore County  
OBTAINED: Selected in the 10th round of the 2024 First-Year Player Draft.  
CAREER NOTES: COLLEGE: Was just the second player in America East Conference history to win Pitcher of the Year in back-to-back seasons after he earned the honor in 2022 and 2023. As a junior in 2023, he went 7-1 with a 2.96 ERA, 84 strikeouts, and two complete games. SIGNED BY: Bobby Myrick

YEAR	CLUB	W	L	ERA	G	GS	CG	SHO	SV	IP	H	R	ER	HR	HB	BB	SO	SO/9	WP	BK	AVG	
2024	DID NOT PITCH																					
MINORS TOTALS																						

JONES, SIR JAMISON — C

OD AGE: 18 HT: 6'2" WT: 253 BATS: R THROWS: R BORN: 5/19/06 Harvey, IL SCHOOL: St. Rita (Ill.) High School  
OBTAINED: Selected in the 15th round of the 2024 First-Year Player Draft.  
CAREER NOTES: HIGH SCHOOL: As a senior, hit .380 with eight doubles, three triples, four home runs, 38 RBI and 20 walks...Was the No. 6 high school prospect and No. 2 catcher in the state of Illinois, according to Perfect Game. SIGNED BY: James Goodwin

YEAR	CLUB	AVG	G	AB	R	H	TB	2B	3B	HR	RBI	SH	SF	HP	BB	SO	SB	CS	OBP	SLG	OPS	E	
2024	DID NOT PLAY																						
MINORS TOTALS																							

KENT, JACKSON — RHP

OD AGE: 22 HT: 6'3" WT: 233 BATS: L THROWS: L BORN: 2/10/03 Elk Grove Village, IL SCHOOL: University of Arizona  
OBTAINED: Selected in the 4th round of the 2024 First-Year Player Draft.  
CAREER NOTES: 2025: Entered the season as the No. 21 prospect in the system, per *MLB Pipeline.com*. COLLEGE: Earned First-Team Pac-12 honors as a sophomore in 2024 after he went 3-4 with a 4.08 ERA and 89 strikeouts in 15 starts and helped Arizona to the Pac-12 Baseball championship...Pitched to a 2.41 ERA (18 ER / 67.1IP) in his first 11 starts of the season and did not allow more than three runs in any of those games. SIGNED BY: Mitch Sokol

YEAR	CLUB	W	L	ERA	G	GS	CG	SHO	SV	IP	H	R	ER	HR	HB	BB	SO	SO/9	WP	BK	AVG	
2024	DID NOT PITCH																					
MINORS TOTALS																						

KING, SEAVER — SS

OD AGE: 22 HT: 6'0" WT: 216 BATS: R THROWS: R BORN: 4/25/03 Athens, GA. SCHOOL: Wake Forest University  
OBTAINED: Selected in the 1st round (10th overall) of the 2024 First-Year Player Draft.  
CAREER NOTES: 2025: Enters the season as Washington's No. 5 prospect, according to *Baseball America* and *MLBPipeline.com* 2024: Batted .295 (23-for-78) with 10 RBI, 10 stolen bases and 15 runs scored in 20 games played with Single-A Fredericksburg...Was named Carolina League Player of the Week on Sept. 2 after hitting .409 (9-for-22) with two triples, three RBI, three walks and six runs scored. COLLEGE: Hit .308 with 14 doubles, three triples, 16 home runs, 64 RBI, 25 walks, 11 stolen bases and 59 runs scored in 60 games as he helped lead Wake Forest to the Greenville Regional of the 2024 NCAA Tournament...He posted a .377 on-base percentage, .577 slugging percentage and recorded a hit in 48 games, including 24 multi-hit performances... SIGNED BY: Bob Hamelin

YEAR	CLUB	AVG	G	AB	R	H	TB	2B	3B	HR	RBI	SAC	SF	HP	BB	SO	SB	CS	OBP	SLG	OPS	E
2024	Fredericksburg	.295	20	78	15	23	30	1	3	0	10	0	2	1	9	13	10	1	.367	.385	.752	4
MINORS TOTALS		.295	20	78	15	23	30	1	3	0	10	0	2	1	9	13	10	1	.367	.385	.752	4



KNOWLES, LUCAS — LHP

OD AGE: 27 HT: 6'2" WT: 200 BATS: L THROWS: L BORN: 3/14/98 Bremerton, Wash. SCHOOL: Central Arizona College

OBTAINED: Selected in the 14th round of the 2019 First-Year Player Draft.

CAREER NOTES: 2024: Went 1-3 with a 3.28 ERA (9 ER/24.2 IP) in 11 games (four starts) with Double-A Harrisburg. 2023: Allowed one earned run or less in 33 of 39 appearances between Wilmington, Harrisburg and Rochester...Went 7-1 and pitched to a 2.31 ERA (15 ER/ 58.1 IP) with 61 strikeouts in 32 appearances (two starts) with Wilmington and Harrisburg. 2022: Won eight games, tied for most in Minor League Baseball among pitchers with at least 10 games started and one or fewer losses...Finished the season with eight wins, tied for the most among Nationals farmhands...His eight wins were tied for sixth-most in the South Atlantic League and led High-A Wilmington's staff...Struck out a career-high eight batters in his final start of the year on Sept. 6 against Hudson Valley. 2020: Participated in Instructional League following the season. 2019: Made eight appearances (two starts) between the GCL Nationals and short-season Single-A Auburn COLLEGE: Went 9-2 with a 1.23 ERA in 15 games (12 starts) for Central Arizona as they won the 2019 NJCAA Division I Championship...He struck out 94 batters in 80.1 innings pitched. SIGNED BY: Mitch Sokol

YEAR	CLUB	W	L	ERA	G	GS	CG	SHO	SV	IP	H	R	ER	HR	HB	BB	SO	SO/9	WP	BK	AVG
2019	GCL Nationals	0	0	0.00	2	0	0	0	0	4.0	3	0	0	0	0	3	6.75	0	0	0	.214
	Auburn	1	1	4.00	6	2	0	0	0	18.0	15	11	8	2	2	2	13	6.55	0	0	.217
2020										DID NOT PLAY											
2021	FCL Nationals	1	0	5.40	3	0	0	0	0	5.0	7	4	3	1	0	0	4	7.20	0	0	.304
	Fredericksburg	3	1	4.06	14	3	0	0	1	31.0	32	14	14	2	0	15	38	11.03	0	0	.269
2022	Wilmington	8	1	3.19	28	13	0	0	0	93.0	75	35	33	9	3	24	88	8.52	2	0	.221
2023	Wilmington	3	0	1.76	9	1	0	0	1	15.1	10	4	3	1	1	10	20	11.74	1	0	.182
	Harrisburg	4	2	3.65	25	1	0	0	0	44.1	40	19	18	8	2	13	43	8.73	2	0	.244
	Rochester	0	2	13.50	5	0	0	0	0	8.2	17	13	13	1	0	6	8	8.31	2	0	.405
2024	Harrisburg	1	3	3.28	11	4	0	0	0	24.2	27	13	9	0	2	12	20	7.30	5	0	.287
MINORS TOTALS		21	10	3.73	103	24	0	0	2	244.0	226	113	101	24	10	82	237	8.74	12	0	.246

LAWSON, CORTLAND — SS

OD AGE: 24 HT: 6'2" WT: 212 BATS: R THROWS: R BORN: 5/12/00 Reston, Va. SCHOOL: University of Tennessee

OBTAINED: Selected in the 14th round of the 2022 First-Year Player Draft.

CAREER NOTES: 2024: Set career-highs in hits (76), doubles (15) and games played (105) with Double-A Harrisburg...Recorded an 11-game on-base streak from April 14-May 2...During that streak, he hit .270 (10-for-37) with two doubles, a triple, three RBI, five walks and five runs scored. 2023: Set career-highs in nearly every statistical category...Recorded 20 multi-hit games. 2022: Reported to Single-A Fredericksburg following the First-Year Player Draft...Hit his first career home run, a grand slam, on Aug. 26 against Down East. COLLEGE: Hit .269 with nine doubles, two triples, 12 home runs and 45 RBI in 65 games for the Volunteers in 2022...A Potomac Falls, Va. native, he attended Dominion High School as a senior after three years at Paul IV Catholic. SIGNED BY: Brian Cleary

YEAR	CLUB	AVG	G	AB	R	H	TB	2B	3B	HR	RBI	SH	SF	HP	BB	SO	SB	CS	OBP	SLG	OPS	E
2022	Fredericksburg	.167	12	42	6	7	13	0	0	2	9	0	0	0	5	20	2	0	.255	.310	.565	3
2023	Fredericksburg	.279	54	183	35	51	67	8	4	0	25	0	2	8	29	69	10	2	.396	.366	.762	21
2024	Wilmington	.247	23	77	8	19	24	3	1	0	7	0	1	1	2	24	0	0	.272	.312	.584	2
2024	Harrisburg	.217	105	350	39	76	93	15	1	0	31	3	4	4	30	88	10	5	.284	.266	.550	13
MINORS TOTALS		.235	194	652	88	153	197	26	6	2	72	3	7	13	66	201	22	7	.314	.302	.616	39

LINDSLEY, BRADY — C

OD AGE: 27 HT: 6'1" WT: 229 BATS: L THROWS: R BORN: 3/3/98 Dallas, Texas

OBTAINED: Selected in the fourth round of the 2020 Draft.

CAREER NOTES: 2024: Spent the entire season at Triple-A Rochester...Set career-highs in runs (20), hits (49), total bases (70), doubles (12), and RBI (27). 2023: Advanced to Triple-A Rochester for the first time...Opened the season with Double-A Harrisburg...Hit .234 with six doubles, six homers, 33 RBI, 30 walks, four stolen bases and 27 runs scored in 62 games between the two stops. 2022: Spent the entire season at Double-A Harrisburg...13 of his 42 hits went for extra bases...Played seven games for the Peoria Javelinas in the Arizona Fall League. 2021: Hit .233 with four doubles, one triple, two home runs, 13 RBI, 20 walks, one stolen base and 17 runs scored in 41 games between High-A Wilmington and Double-A Harrisburg in his first professional season. COLLEGE: University of Oklahoma (Norman, OK)...Prior to the 2020 season, was named to the preseason All-Big 12 team...Was teammates with Cade Cavalli and Jake Irvin at the University of Oklahoma. SIGNED BY: Jerad Head

YEAR	CLUB	AVG	G	AB	R	H	TB	2B	3B	HR	RBI	SAC	SF	HP	BB	SO	SB	CS	OBP	SLG	OPS	E
2020											DID NOT PLAY											
2021	WIL	.209	21	67	10	14	24	2	1	2	8	0	1	0	13	23	1	0	.333	.358	.691	4
	HBG	.258	20	62	7	16	18	2	0	0	5	0	0	0	7	15	0	0	.333	.290	.623	3
2022	HBG	.190	66	221	19	42	68	6	1	6	22	0	1	3	17	80	0	0	.256	.308	.564	1
2023	HBG	.229	41	131	17	30	41	5	0	2	11	2	1	0	23	42	3	0	.342	.313	.655	2
	ROC	.243	21	70	10	17	30	1	0	4	22	1	3	1	7	28	1	0	.309	.429	.738	7
2024	ROC	.231	66	212	20	49	70	12	0	3	27	8	2	1	19	65	1	0	.295	.330	.625	6
MINORS TOTALS		.220	235	763	83	168	251	28	2	17	95	11	8	5	86	253	6	0	.300	.329	.629	23

LIRIANO, HECTOR — OF

OD AGE: 18 HT: 6'2" WT: 180 BATS: L THROWS: R BORN: 5/17/06 Santo Domingo, DOM

OBTAINED: Signed as a non-drafted free agent, Jan. 15, 2023.

CAREER NOTES: 2024: Led DSL Nationals in walks (25) and ranked second in hits (41) in 52 games played. SIGNED BY: Modesto Ulloa

YEAR	CLUB	AVG	G	AB	R	H	TB	2B	3B	HR	RBI	SH	SF	HP	BB	SO	SB	CS	OBP	SLG	OPS	E
2022											SIGNED FOR 2023											
2023	DSL Nationals	.232	18	56	5	13	15	2	0	0	3	0	0	0	5	17	2	1	.295	.268	.563	3
2024	DSL Nationals	.246	52	167	24	41	60	8	1	3	18	0	3	4	25	59	7	2	.352	.359	.711	2
MINORS TOTALS		.242	70	223	29	54	75	10	1	3	21	0	3	4	30	76	9	3	.338	.336	.674	5

LOPEZ, JUAN — RHP

OD AGE: 19 HT: 6'2" WT: 190 BATS: R THROWS: R BORN: 1/26/05 Santo Domingo, DOM

OBTAINED: Signed as a non-drafted free agent on Jan. 15, 2025.

CAREER NOTES: 2025: --- SIGNED BY: Ricardo Vasquez

YEAR	CLUB	W	L	ERA	G	GS	CG	SHO	SV	IP	H	R	ER	HR	HB	BB	SO	SO/9	WP	BK	AVG
2024										SIGNED FOR 2025											
MINORS TOTALS																					

LUCKHAM, KYLE — RHP

OD AGE: 25 HT: 6'2" WT: 222 BATS: R THROWS: R BORN: 10/1/99 Fullerton, Calif. SCHOOL: Arizona State University  
OBTAINED: Selected in the 15th round of the 2022 First-Year Player Draft.  
CAREER NOTES: 2024: Matched a career-high 25 starts between Double-A Harrisburg and Triple-A Rochester...Spun a career-high 8.1 innings of two-run ball on four hits, and struck out four on June 20 vs. Hartford. 2023: Spent majority of season with Single-A Wilmington before being promoted to Double-A Harrisburg for his final start on Sept. 15. 2022: Reported to the FCL after the 86-Year Player Draft...Promoted to Single-A Fredericksburg on Aug. 25. COLLEGE: In 15 starts for the Sun Devils in 2022, he was 7-3 with a 4.36 ERA and 72 strikeouts in 86.2 innings...Before ASU, he played three seasons at California State, Fullerton. SIGNED BY: Mitch Sokol

YEAR	CLUB	W	L	ERA	G	GS	CG	SHO	SV	IP	H	R	ER	HR	HB	BB	SO	SO/9	WP	BK	AVG
2022	FCL Nationals	1	0	0.00	3	0	0	0	0	4.0	0	0	0	0	0	0	4	9.00	0	0	.000
	Fredericksburg	1	0	6.14	4	0	0	0	0	7.1	10	5	5	0	0	1	5	6.14	0	0	.323
2023	Wilmington	5	7	4.85	25	24	1	0	0	124.1	123	72	67	12	7	30	100	7.24	7	1	.252
	Harrisburg	0	0	5.40	1	1	0	0	0	5.0	8	4	3	0	0	0	6	10.80	0	0	.348
2024	Harrisburg	5	8	4.47	23	21	1	0	0	129.0	135	70	64	15	9	25	93	6.49	6	1	.269
	Rochester	1	2	10.20	4	4	0	0	0	15.0	22	19	17	5	1	10	10	6.00	0	0	.338
MINORS TOTALS		13	17	4.93	60	50	2	0	0	284.2	298	170	156	32	17	66	218	6.89	13	2	.266

LUIS, ANDY — RHP

OD AGE: 22 HT: 6'0" WT: 187 BATS: L THROWS: R BORN: 1/14/03 San Pedro de Macoris, DOM  
OBTAINED: Signed as a non-drafted free agent, Aug. 13, 2019.  
CAREER NOTES: 2022: Converted to a pitcher following the 2021 season. SIGNED BY: Virgilio De Leon

YEAR	CLUB	AVG	G	AB	R	H	TB	2B	3B	HR	RBI	SH	SF	HP	BB	SO	SB	CS	OBP	SLG	OPS	E
2020	DID NOT PLAY																					
2021	DSL Nationals	.122	35	82	16	10	18	1	2	1	5	0	0	6	10	40	3	3	.265	.220	.485	6
YEAR	CLUB	W	L	ERA	G	GS	CG	SHO	SV	IP	H	R	ER	HR	HB	BB	SO	SO/9	WP	BK	AVG	
2022	DSL Nationals	0	1	5.40	9	0	0	0	0	6.2	3	5	4	0	1	8	5	6.75	7	0	.130	
2023	FCL Nationals	3	3	5.59	13	0	0	0	0	19.1	19	18	12	2	1	18	16	7.45	5	0	.257	
2024	FCL Nationals	0	1	10.57	12	0	0	0	0	15.1	25	23	18	0	3	13	14	8.22	3	0	.368	
MINORS TOTALS		3	5	7.40	34	0	0	0	0	41.1	47	46	34	2	5	39	35	7.62	15	0	.285	

LUNAR, DARREL — RHP

OD AGE: 19 HT: 6'3" WT: 189 BATS: R THROWS: R BORN: 2/7/06 Anaco, VEN  
OBTAINED: Signed as a non-drafted free agent, Jan. 15, 2024.  
CAREER NOTES: 2024: Struck out 41 batters in 36.0 innings in 15 games (four starts) with DSL Nationals. SIGNED BY: Salvador Donadelli

YEAR	CLUB	W	L	ERA	G	GS	CG	SHO	SV	IP	H	R	ER	HR	HB	BB	SO	SO/9	WP	BK	AVG
2024	SIGNED FOR 2024																				
	DSL Nationals	2	1	4.00	15	4	0	0	0	36.0	31	18	16	1	4	13	41	10.25	4	4	.230
MINORS TOTALS		2	1	4.00	15	4	0	0	0	36.0	31	18	16	1	4	13	41	10.25	4	4	.230

MADE, KEVIN — INF

OD AGE: 22 HT: 5'11" WT: 211 BATS: R THROWS: R BORN: 9/10/02 Bani, DR  
OBTAINED: Acquired with LHP DJ Herz from Chicago Cubs in exchange for 3B Jeimer Candelario and cash, July 31, 2023.  
CAREER NOTES: 2025: Entered the season as the No. 29 prospect in the system, per MLB Pipeline.com. 2024: Entered the season rated by MLB Pipeline.com as Washington's No. 23 prospect and by Baseball America as the No. 25 prospect...Hit safely in 15 of his first 17 games (.322) to begin the season with Wilmington...Appeared in 21 games at Double-A before missing the rest of the season on the injured list. 2023: Played in 70 games with South Bend...Acquired just before the trade deadline and was assigned to High-A Wilmington. 2022: Hit .318/.385/.447 in his first 22 games with Myrtle Beach, adding five doubles, two home runs, and 10 RBI. 2021: Finished the season ranked by MLB Pipeline as the Cubs No. 17 prospect...was named an MLB.com Cubs Organizational All-Star. SIGNED BY: Valerio Heredia, Gian Guzman, Jose Serra and Miguel Diaz (CHC)

YEAR	CLUB	AVG	G	AB	R	H	TB	2B	3B	HR	RBI	SH	SF	HP	BB	SO	SB	CS	OBP	SLG	OPS	E
2021	Myrtle Beach	.272	58	235	19	64	86	13	3	1	20	0	0	2	6	57	2	0	.296	.366	.662	11
2022	Myrtle Beach	.266	57	222	41	59	100	14	0	9	30	0	3	5	27	49	0	1	.354	.450	.804	5
	South Bend	.162	37	130	14	21	32	6	1	1	14	1	1	0	19	31	3	0	.267	.246	.513	6
2023	South Bend	.240	70	262	39	63	93	17	2	3	25	1	2	5	30	54	3	4	.328	.355	.683	9
	Wilmington	.137	22	73	5	10	14	4	0	0	5	1	0	0	9	18	1	0	.232	.192	.424	5
2024	Wilmington	.239	72	251	30	60	82	17	1	1	27	1	3	7	39	74	11	1	.353	.327	.680	12
	Harrisburg	.158	21	76	9	12	16	1	0	1	5	1	1	1	6	22	2	1	.226	.211	.437	1
MINORS TOTALS		.231	337	1249	157	289	423	72	7	16	126	5	10	20	136	305	22	7	.314	.339	.653	49

MANUETA, ANYEL — RHP

OD AGE: 18 HT: 6'7" WT: 185 BATS: R THROWS: R BORN: 10/15/06 Attilo, DOM  
OBTAINED: Signed as a non-drafted free agent, Jan. 15, 2024.  
CAREER NOTES: SIGNED BY: Oscar Disla

YEAR	CLUB	W	L	ERA	G	GS	CG	SHO	SV	IP	H	R	ER	HR	HB	BB	SO	SO/9	WP	BK	AVG
2024	DID NOT PITCH																				
MINORS TOTALS																					

MARCANO, AGUSTIN — C

OD AGE: 18 HT: 6'0" WT: 160 BATS: R THROWS: R BORN: 6/28/06 El Espinal, VEN  
OBTAINED: Signed as a non-drafted free agent, Jan. 15, 2023.  
CAREER NOTES: 2024: Reached base in seven of his 10 games in the DSL before playing remaining seven games in the FCL. SIGNED BY: Miguel Ruiz

YEAR	CLUB	AVG	G	AB	R	H	TB	2B	3B	HR	RBI	SH	SF	HP	BB	SO	SB	CS	OBP	SLG	OPS	E
2022	SIGNED FOR 2023																					
2023	DSL Nationals	.143	21	49	4	7	11	2	1	0	0	1	0	0	8	16	2	0	.263	.224	.487	7
2024	DSL Nationals	.148	10	27	5	4	4	0	0	0	1	0	0	0	6	9	1	0	.303	.148	.451	5
	FCL Nationals	.176	7	17	4	3	3	0	0	0	2	0	0	0	8	5	0	0	.440	.176	.616	0
MINORS TOTALS		.151	38	93	13	14	18	2	1	0	3	1	0	0	22	30	3	0	.313	.194	.507	12







MOTA, JORGEYS — INF

OD AGE: 19 HT: 6'3" WT: 215 BATS: R THROWS: R BORN: 6/3/05 Sabana Grande De Boya, DOM

OBTAINED: Signed as a non-drafted free agent, Jan. 15, 2022.

CAREER NOTES: 2024: Played in 43 games for the FCL Nationals before being promoted to Single-A Fredericksburg on July 26...Finished on an 11-game hitting streak (.326, 14-for-43)...Hit safely in 15 of his first 22 games (.308, 24-for-78) at Single-A. 2023: Promoted to Single-A Fredericksburg on Aug. 22 after slashing .318/.398/.459 with five doubles and 21 RBI over 28 games with the FCL Nationals. SIGNED BY: Virgilio De Leon

YEAR	CLUB	AVG	G	AB	R	H	TB	2B	3B	HR	RBI	SH	SF	HP	BB	SO	SB	CS	OBP	SLG	OPS	E
2021																						
2022	DSL Nationals	.262	23	65	15	17	26	1	1	2	10	0	0	2	6	22	4	2	.342	.400	.742	8
2023	FCL Nationals	.318	28	85	22	27	39	5	2	1	21	0	1	3	9	31	1	2	.398	.459	.857	10
	Fredericksburg	.154	7	13	3	2	4	0	1	0	1	0	0	1	1	7	1	0	.267	.308	.575	1
2024	FCL Nationals	.191	43	162	17	31	43	3	0	3	17	0	1	5	13	60	12	5	.271	.265	.536	12
	Fredericksburg	.255	29	102	11	26	34	4	2	0	9	0	0	4	5	39	3	2	.315	.333	.648	6
	MINORS TOTALS	.241	130	427	68	103	146	13	6	6	58	0	2	15	34	159	21	11	.318	.342	.660	37

NARANJO, JOSEPH — 1B

OD AGE: 23 HT: 5'10" WT: 205 BATS: L THROWS: L BORN: 5/11/01 Whittier, CA

SCHOOL: Ayala (Calif.) High School

OBTAINED: Signed as a minor league free agent, June 17, 2024.

CAREER NOTES: 2024: Played in 34 games for Akron before being released on June 3...Signed by Washington on June 17 and played remaining 59 games for High-A Wilmington...Hit .272 (22-for-81, 30 RBI) with RISP. 2023: Spent season with Double-A Akron. 2022: Set career-highs in most categories and played in 10 more games for the Captains. 2021: Played in first full professional season with High-A Lake County...Finished the season reaching safely in 14 of his last 17 games. 2019: Selected by Cleveland in the third round of the 2019 First-Year Player Draft...Played in 48 games in the AZL. SIGNED BY: David Compton (CLE)

YEAR	CLUB	AVG	G	AB	R	H	TB	2B	3B	HR	RBI	SAC	SF	HP	BB	SO	SB	CS	OBP	SLG	OPS	E
2019	AZL Indians Red	.266	48	177	25	47	59	5	2	1	21	0	1	0	22	44	1	0	.345	.333	.678	4
2020																						
2021	Lake County	.235	109	374	44	88	121	13	1	6	50	0	2	6	44	115	7	1	.324	.324	.648	7
2022	Lake County	.235	119	425	72	100	176	16	3	18	59	0	2	5	82	131	6	0	.364	.414	.778	7
2023	Akron	.201	89	288	29	58	80	13	0	3	29	0	3	7	45	84	0	0	.321	.278	.599	10
2024	Akron	.211	34	109	12	23	29	3	0	1	13	0	3	0	16	34	2	0	.305	.266	.571	5
	Wilmington	.206	59	194	23	40	59	13	0	2	22	0	0	1	26	64	1	0	.303	.304	.607	6
2024	MINORS TOTALS	.227	458	1567	205	356	524	63	6	31	194	0	11	19	235	472	17	1	.333	.334	.667	39

NUNEZ, ELIJAH — OF

OD AGE: 23 HT: 5'10" WT: 173 BATS: L THROWS: L BORN: 12/6/01 Coleman, Texas

SCHOOL: Texas Christian University

OBTAINED: Selected in the 14th round of the 2023 First-Year Player Draft.

CAREER NOTES: 2024: Started with High-A Wilmington and played in four games before going on the Injured List...Had eight-game rehab stint with FCL Nationals upon his return in early June...Appeared in 29 games with the Blue Rocks before spending the rest of the season on the 60-day injured list. 2023: Was promoted on Aug. 1, playing two games for the FCL Nationals...Hit safely in nine straight games with Fredericksburg (Aug. 8-20), going 16-for-47 (.410) in that span. COLLEGE: In 2023, he was named to the NCAA Fayetteville All-Regional Team as well as the Big 12 All-Tournament team...Hit .270 for his career, tallying 85 RBI and 61 stolen bases...Was Honorable Mention All-Big 12 in 2022 and a member of the Big 12 All-Freshman Team in 2021. SIGNED BY: Cody Staab

YEAR	CLUB	AVG	G	AB	R	H	TB	2B	3B	HR	RBI	SH	SF	HP	BB	SO	SB	CS	OBP	SLG	OPS	E
2023	FCL Nationals	.250	2	4	1	1	1	0	0	0	0	0	0	0	1	0	1	0	.400	.250	.650	0
	Fredericksburg	.282	24	85	20	24	26	2	0	0	11	0	3	0	21	20	19	3	.413	.306	.719	0
2024	FCL Nationals	.091	8	22	3	2	4	2	0	0	4	0	0	0	5	3	2	0	.259	.182	.441	1
	Wilmington	.136	33	88	17	12	12	0	0	0	6	0	2	0	23	30	12	3	.310	.136	.446	1
	MINORS TOTALS	.196	67	199	41	39	43	4	0	0	21	0	5	0	50	53	34	6	.350	.216	.566	2

ORISPO, JUAN — OF

OD AGE: 18 HT: 6'0" WT: 180 BATS: R THROWS: R BORN: 5/9/06 Villa Altigracia, DOM

OBTAINED: Signed as a non-drafted free agent, Jan. 15, 2023.

CAREER NOTES: 2024: Started season with hits in six of eight games (.308, 8-for-26). SIGNED BY: Bolivar Pelletier

YEAR	CLUB	AVG	G	AB	R	H	TB	2B	3B	HR	RBI	SH	SF	HP	BB	SO	SB	CS	OBP	SLG	OPS	E
2022																						
2023	DSL Nationals	.184	28	76	8	14	24	3	2	1	6	0	0	4	2	37	4	1	.244	.316	.560	0
2024	DSL Nationals	.209	37	91	14	19	27	2	0	2	11	0	0	5	6	25	10	3	.294	.297	.591	3
	MINORS TOTALS	.198	65	167	22	33	51	5	2	3	17	0	0	9	8	62	14	4	.272	.305	.577	3

OCHOA LAYVA, NATHANIEL — 3B

OD AGE: 21 HT: 6'4" WT: 215 BATS: R THROWS: R BORN: 10/15/03, Burlington, ON, Canada

SCHOOL: Notre Dame Catholic (ON, Canada)

OBTAINED: Selected in the sixth round of the 2022 First-Year Player Draft.

CAREER NOTES: 2024: Spent first full professional season with Single-A Fredericksburg...Made 55 starts at third base. HIGH SCHOOL: In 2022, he hit .421 with four doubles, two home runs and 13 RBI...Posted a .558 on-base percentage and walked 13 times while striking out just five times...He was ranked by Perfect Game as the No. 1 prep shortstop in the province of Ontario and was a member of the 2021 Canadian Junior National Team...Participated in the 2022 MLB Draft League, where hit .224 with three doubles, seven RBI and two stolen bases for the Trenton Thunder. SIGNED BY: Scott Ramsay

YEAR	CLUB	AVG	G	AB	R	H	TB	2B	3B	HR	RBI	SH	SF	HP	BB	SO	SB	CS	OBP	SLG	OPS	E
2022	FCL Nationals	.167	6	18	3	3	3	0	0	0	1	0	0	1	5	8	0	0	.375	.167	.542	3
2023	FCL Nationals	.290	28	93	18	27	34	3	2	0	9	2	0	0	12	34	2	0	.371	.366	.737	7
2024	Fredericksburg	.214	90	285	38	61	84	12	1	3	32	0	1	5	29	116	12	3	.297	.295	.592	21
	MINORS TOTALS	.230	124	396	59	91	121	15	3	3	42	2	1	6	46	158	14	3	.318	.306	.624	31



PEOPLES, NICK — OF

OD AGE: 20 HT: 6'5" WT: 205 BATS: S THROWS: R BORN: 7/24/04 Camp Pendleton, Calif. SCHOOL: Northview (Calif.) High School

OBTAINED: Selected in the 12th round of the 2022 First-Year Player Draft.

CAREER NOTES: 2024: Began season with the FCL Nationals and was promoted to Single-A Fredericksburg after a career-high three-hit day (3 2B) on June 8...Hit .289 (13-for-45) with nine RBI over a 14-game stretch for Fredericksburg from July 31-Aug. 21...Spent final month of the season on injured list after making his last appearance on Aug. 29. SIGNED BY: Bob Hamelin

YEAR	CLUB	AVG	G	AB	R	H	TB	2B	3B	HR	RBI	SH	SF	HP	BB	SO	SB	CS	OBP	SLG	OPS	E
2022																						
2023	FCL Nationals	.172	32	87	12	15	29	2	0	4	16	0	2	5	10	44	1	0	.288	.333	.621	1
2024	FCL Nationals	.176	18	51	7	9	19	5	1	1	8	0	0	3	9	24	1	1	.333	.373	.706	0
	Fredericksburg	.188	48	133	26	25	44	7	0	4	14	0	0	8	18	72	3	2	.321	.331	.652	5
MINORS TOTALS		.181	98	271	45	49	92	14	1	9	38	0	2	16	37	140	5	3	.313	.339	.652	6

PARRA, DOMINIC — RHP

OD AGE: 21 HT: 6'3" WT: 170 BATS: R THROWS: R BORN: 11/3/03 Azua, DOM

OBTAINED: Signed as a non-drafted free agent, Jan. 15, 2021.

CAREER NOTES: 2024: Led the FCL Nationals with five wins in his 17 appearances...Struck out 39 and allowed just two home runs over 29.0 innings pitched...Did not allow a run in four of his last five outings. SIGNED BY: Modesto Ulloa

YEAR	CLUB	W	L	ERA	G	GS	CG	SHO	SV	IP	H	R	ER	HR	HB	BB	SO	SO/9	WP	BK	AVG
2020																					
2021	DSL Nationals	1	2	4.67	10	6	0	0	0	27.0	25	17	14	3	6	4	30	10.00	1	0	.250
2022	DSL Nationals	2	2	2.76	13	6	0	0	0	32.2	22	14	10	0	1	12	28	7.71	7	0	.188
2023	DSL Nationals	0	2	4.45	14	2	0	0	1	32.1	34	21	16	5	6	18	40	11.13	5	2	.270
2024	FCL Nationals	5	2	4.97	17	0	0	0	0	29.0	35	24	16	2	4	16	39	12.10	8	0	.297
MINORS TOTALS		8	8	4.17	54	14	0	0	1	121.0	116	76	56	10	17	50	137	10.19	21	2	.252

PETERSEN, SAM — OF

OD AGE: 22 HT: 6'0" WT: 205 BATS: R THROWS: R BORN: 1/20/03 Ankeny, Iowa SCHOOL: University of Iowa

OBTAINED: Selected in the eighth round of the 2024 First-Year Player Draft.

CAREER NOTES: 2025: Entered the season as the No. 30 prospect in the system, per *MLB Pipeline.com*. 2024: Made his professional debut with Single-A Fredericksburg...Went 4-for-6 with two doubles, a triple and four runs scored in his first professional game...Reached base in five of his seven games. COLLEGE: Hit .333 with 11 doubles, two triples, five home runs, 27 RBI, 20 walks, 17 stolen bases and 47 runs scored in 33 games in 2024...Was named First-Team All-Big Ten as a sophomore in 2023 after he hit .319 with nine doubles, a triple, 11 home runs, 47 RBI, 25 walks, 20 stolen bases and 45 runs scored. SIGNED BY: James Goodwin

YEAR	CLUB	AVG	G	AB	R	H	TB	2B	3B	HR	RBI	SAC	SF	HP	BB	SO	SB	CS	OBP	SLG	OPS	E
2024	Fredericksburg	.364	7	22	6	8	13	3	1	0	2	0	1	1	1	6	5	0	.400	.591	.991	1
MINORS TOTALS		.364	7	22	6	8	13	3	1	0	2	0	1	1	1	6	5	0	.400	.591	.991	1

PETERSON, TODD — RHP

OD AGE: 27 HT: 6'5" WT: 237 BATS: R THROWS: R BORN: 1/22/98 St. Petersburg, Fla. SCHOOL: Louisiana State University

OBTAINED: Selected in the seventh round of the 2019 First-Year Player Draft.

CAREER NOTES: 2024: Went a perfect 6-for-6 in save opportunities with Wilmington before getting called up to Double-A Harrisburg...Posted a 1.93 ERA (2 ER/9.1 IP) in seven appearances during the month of June...Did not allow a run in seven straight outings (7.2 IP) from July 20-Aug. 7. 2023: Led Single-A Wilmington with nine saves which also ranked 15th among Nationals Minor Leaguers. 2022: Tossed scoreless relief in each of his final eight games (9.0 IP)...Allowed just six hits with one walk and 11 strikeouts over the span...Converted both of his save opportunities during the stretch. 2021: Took part in his first Major League Spring Training...Went 2-1 with three saves and a 3.82 ERA in 20 games (three starts) between High-A Wilmington and the FCL Nationals...Recorded three saves, a 1.69 ERA (3 ER/16.0 IP), 16 strikeouts, four walks and a .172 opponents' batting average in 10 outings from Aug. 6 through the end of the season...Went 1-0 with a 2.61 ERA (3 ER/10.1 IP) and eight strikeouts in eight games for Surprise in the Arizona Fall League. 2020: Participated in Instructional League following the season. 2019: Assigned to the GCL Nationals following the 2019 First-Year Player Draft before being promoted to short-season Single-A Auburn on July 5. COLLEGE: Graduated from Lake Mary (Fla.) High School...Attended Louisiana State University...Went 5-2 with three saves, a 3.83 ERA (19 ER/44.2 IP) and 40 strikeouts in 28 games (one start) for the Tigers in 2019. SIGNED BY: Brandon Larson

YEAR	CLUB	W	L	ERA	G	GS	CG	SHO	SV	IP	H	R	ER	HR	HB	BB	SO	SO/9	WP	BK	AVG
2019	GCL Nationals	0	0	9.00	1	0	0	0	0	2.0	4	2	2	0	0	0	2	9.00	0	0	.400
	Auburn	2	1	3.19	9	5	0	0	0	36.2	34	18	13	2	1	11	24	5.89	3	0	.243
2020																					
2021	Wilmington	1	1	4.15	18	3	0	0	3	30.1	28	19	14	4	1	12	32	9.49	1	0	.237
2022	FCL Nationals	1	0	1.80	2	0	0	0	0	5.0	3	1	1	0	0	1	4	7.20	0	0	.158
2022	Fredericksburg	0	2	5.09	14	0	0	0	2	17.2	19	12	10	4	3	4	21	10.70	1	0	.264
2023	Wilmington	2	6	4.85	42	0	0	0	9	55.2	56	33	30	5	3	25	44	7.11	9	0	.260
2024	Wilmington	1	0	1.46	11	0	0	0	6	12.1	9	5	2	1	0	6	12	8.76	1	0	.191
	Harrisburg	1	4	4.70	31	2	0	0	0	38.1	41	23	20	3	0	17	30	7.04	4	0	.263
MINORS TOTALS		8	14	4.18	128	10	0	0	20	198.0	194	113	92	19	8	76	169	7.68	19	0	.250

PIMENTAL, BRANDON — 1B

OD AGE: 24 HT: 6'3" WT: 229 BATS: L THROWS: L BORN: 6/16/00 El Paso, TX SCHOOL: University of Texas-Rio Grande Valley

OBTAINED: Signed as a non-drafted free agent, July 25, 2023.

CAREER NOTES: 2024: Led all Carolina League hitters in hits (115) and RBI (85) while also ranking third in total bases (165) and seventh in batting average (.274)...Was named the Carolina League Player of the Month in May after leading the minors with 33 RBI during the month...He also led the team with 22 doubles in 2024...He hit .324 (48-for-148) with RISP. 2023: Assigned to the Florida Complex League after signing in late July...Tallied multiple hits in five of his 10 games. COLLEGE: Transferred to the University of Texas-Rio Grande Valley after two years at Mississippi State...In just two seasons, broke program records in home runs (31) and batting average (.389). SIGNED BY: Kevin Ham

YEAR	CLUB	AVG	G	AB	R	H	TB	2B	3B	HR	RBI	SH	SF	HP	BB	SO	SB	CS	OBP	SLG	OPS	E
2023	FCL Nationals	.371	10	35	8	13	22	4	1	1	15	0	0	2	4	8	0	0	.463	.629	1.092	1
2024	Fredericksburg	.274	111	420	49	115	165	22	2	8	85	0	7	16	22	106	18	4	.329	.393	.722	5
MINORS TOTALS		.281	121	455	57	128	187	26	3	9	100	0	7	18	26	114	18	4	.340	.411	.751	6

POLANCO, BRYAN — RHP

OD AGE: 23 HT: 6'2" WT: 231 BATS: R THROWS: R BORN: 9/12/01 Santo Domingo, DOM

OBTAINED: Signed as a non-drafted free agent, July 12, 2021.

CAREER NOTES: 2024: Spent first full season with Single-A Fredericksburg...Led the team with seven wins and ranked second with 93.0 innings pitched. SIGNED BY: Bolivar Pelletier

YEAR	CLUB	W	L	ERA	G	GS	CG	SHO	SV	IP	H	R	ER	HR	HB	BB	SO	SO/9	WP	BK	AVG
2021	DSL Nationals	1	0	7.04	5	0	0	0	0	7.2	9	6	6	0	1	2	11	12.91	2	0	.300
2022	DSL Nationals	4	3	3.51	11	7	0	0	1	41.0	31	22	16	4	8	21	49	10.76	5	0	.204
2023	FCL Nationals	3	0	5.63	9	7	0	0	0	38.1	44	29	24	7	4	16	26	6.10	4	0	.289
	Fredericksburg	0	1	4.50	2	2	0	0	0	6.0	6	3	3	2	0	0	3	4.50	0	0	.250
2024	Fredericksburg	7	4	4.06	22	17	0	0	0	93.0	89	44	42	11	5	45	74	7.16	5	2	.255
MINORS TOTALS		15	8	4.40	49	33	0	0	1	186.0	179	104	91	24	18	84	163	7.89	16	2	.253

PORTORRICAL, LEURIS — RHP

OD AGE: 19 HT: 6'3" WT: 196 BATS: R THROWS: R BORN: 8/13/05 Salcedo, DOM

OBTAINED: Signed as a non-drafted free agent, Jan. 15, 2023.

CAREER NOTES: 2024: Posted a 1.76 ERA (6 ER/30.2 IP) and held opponents to a .218 AVG (24-for-110) over his last seven outings. 2023: Named a DSL Mid-Season All-Star. SIGNED BY: Alex Rodriguez

YEAR	CLUB	W	L	ERA	G	GS	CG	SHO	SV	IP	H	R	ER	HR	HB	BB	SO	SO/9	WP	BK	AVG
2022	SIGNED FOR 2023																				
2023	DSL Nationals	1	3	4.79	11	11	0	0	0	35.2	39	25	19	2	1	10	29	7.32	3	0	.262
2024	FCL Nationals	2	5	3.83	13	11	0	0	0	51.2	55	34	22	5	5	21	40	6.97	2	3	.272
MINORS TOTALS		3	8	4.23	24	22	0	0	0	87.1	94	59	41	7	6	31	69	7.11	5	3	.268

POWELL, HOLDEN — RHP

OD AGE: 25 HT: 6'0" WT: 184 BATS: R THROWS: R BORN: 9/9/99 Visalia, Calif.

SCHOOL: UCLA

OBTAINED: Selected in the third round of the 2020 First-Year Player Draft.

CAREER NOTES: 2024: Made a career-high 32 appearances for Double-A Harrisburg...Pitched to a 1.69 ERA (2 ER/10.2 IP) across nine outings during the month of May...Placed on 7-day injured list on Aug. 14...Transferred to 60-day IL on Aug. 21. 2023: Participated in the Arizona Fall League after the season...Ranked 15th among Nationals Minor League players in saves (9)...Allowed just one home run in 36.1 innings of work. 2021: Entered the season rated by Baseball America as the No. 28 prospect and by MLB Pipeline.com as the No. 29 prospect in Washington's Minor League system...Participated in Instructional League following the season. 2020: Participated in Instructional League following the season. COLLEGE: Made eight appearances out of the bullpen in 2020, recording three saves with a 0.00 ERA (0 ER/9.1 IP) and 20 strikeouts en route to being named a Second-Team All-American by Collegiate Baseball...He recorded 65 strikeouts, 17 saves and a .121 opponents' batting average during his sophomore season in 2019...The 17 saves were second-most in the nation in 2019 and ranked second all-time in UCLA single-season history...In three collegiate seasons, he recorded 26 saves, a 2.26 ERA (23 ER/91.2 IP) and 107 strikeouts in 77 games.

SIGNED BY: Steve Leavitt

YEAR	CLUB	W	L	ERA	G	GS	CG	SHO	SV	IP	H	R	ER	HR	HB	BB	SO	SO/9	WP	BK	AVG
2020	DID NOT PITCH																				
2021	FCL Nationals	0	0	7.36	3	1	0	0	0	5.2	4	3	3	1	0	1	7	17.18	0	0	.267
	Wilmington	0	0	9.00	1	0	0	0	0	1.0	1	1	1	0	0	2	0	0.00	1	0	.333
2022	FCL Nationals	1	0	0.00	2	1	0	0	0	3.0	1	0	0	0	0	2	5	15.00	0	0	.111
	Fredericksburg	0	1	5.68	10	0	0	0	0	12.2	14	9	8	0	2	7	9	6.39	2	0	.286
2023	FCL Nationals	0	0	4.50	1	0	0	0	0	2.0	1	1	1	0	0	1	2	9.00	0	0	.143
	Fredericksburg	0	1	1.42	5	0	0	0	1	6.1	1	1	1	1	0	0	5	7.11	0	0	.050
	Wilmington	2	4	4.43	19	0	0	0	6	20.1	20	15	10	0	1	16	22	9.74	5	0	.247
	Harrisburg	0	0	2.25	3	0	0	0	2	4.0	1	1	1	0	1	1	4	9.00	1	0	.071
	Rochester	0	0	2.45	2	0	0	0	0	3.2	3	1	1	0	0	3	2	4.91	0	0	.273
2024	Harrisburg	3	6	4.78	32	0	0	0	0	37.2	35	24	20	4	4	26	46	10.99	5	0	.241
MINORS TOTALS		6	12	4.39	78	2	0	0	9	94.1	81	56	46	6	8	59	102	9.73	14	0	.229

QUINTANA, ROISMAR — OF

OD AGE: 22 HT: 6'1" WT: 175 BATS: R THROWS: R BORN: 2/6/03 Caracas, VEN

OBTAINED: Signed as a non-drafted free agent, July 2, 2019.

CAREER NOTES: 2024: Hit .305 (18-for-59) in his last 17 games for Fredericksburg before being promoted to High-A Wilmington on July 26. 2023: Entered the season rated by MLB Pipeline.com and Baseball America as Washington's No. 17 prospect...Hit .354/.478/.409 over 38 games from July 1-Aug. 23, 13 of which were multi-hit contests. 2022: Led the Florida Complex League Nationals with five home runs...His 52 hits ranked second in the FCL, while his 41 runs scored were tied for the most in the FCL...He also ranked in the FCL in total bases (3rd, 79), batting average (8th, .289), slugging percentage (8th, .439), extra-base hits (T8th, 16), OPS (10th, .781) and runs scored (T1st, 41)...Entered the season rated by Baseball America as the No. 25 prospect and by MLB Pipeline.com as the No. 15 prospect in Washington's Minor League system. 2021: Entered the season rated by Baseball America as the No. 20 prospect and by MLB Pipeline.com as the No. 13 prospect in Washington's Minor League system...Participated in Instructional League following the season. 2020: Participated in Instructional League following the season. SIGNED BY: Ronald Morillo

YEAR	CLUB	AVG	G	AB	R	H	TB	2B	3B	HR	RBI	SH	SF	HP	BB	SO	SB	CS	OBP	SLG	OPS	E
2019	DID NOT PLAY / Signed Late																					
2020	DID NOT PLAY																					
2021	FCL Nationals	.308	7	13	3	4	9	2	0	1	5	0	0	1	6	5	0	0	.550	.692	1.242	0
2022	FCL Nationals	.289	50	180	41	52	79	10	1	5	28	0	3	7	9	46	3	1	.342	.439	.781	1
2023	Fredericksburg	.255	92	321	38	82	111	11	3	4	41	0	4	4	44	104	0	0	.349	.346	.695	9
2024	Fredericksburg	.250	64	220	30	55	80	9	2	4	30	0	2	3	31	52	2	2	.348	.364	.712	1
	Wilmington	.250	14	40	5	10	11	1	0	0	2	0	0	2	7	16	2	1	.388	.275	.663	1
MINORS TOTALS		.262	227	774	117	203	290	33	6	14	106	0	9	17	97	223	7	4	.353	.375	.728	12



RAMIREZ, ENMANUEL — CF

OD AGE: 21 HT: 6'1" WT: 200 BATS: R THROWS: R BORN: 11/5/03 Santo Domingo, DOM  
OBTAINED: Signed as a non-drafted free agent, Jan. 15, 2021.  
CAREER NOTES: 2024: Led the FCL Nationals with 37 hits and 19 RBI...Ended the season hitting .333 (16-for-48) with six multi-hit efforts over his last 13 games. 2023: Collected hits in six of his 12 games played with the FCL Nationals. 2022: Reached base safely in 12 of his last 13 starts, collecting hits in 11 of those games...Had a season-high six-game hitting streak, Aug. 2-9...Started July on a five-game hitting streak, going 9-for-15 (.600) with two doubles, two triples and four runs scored. SIGNED BY: Riki Vasquez

YEAR	CLUB	AVG	G	AB	R	H	TB	2B	3B	HR	RBI	SH	SF	HP	BB	SO	SB	CS	OBP	SLG	OPS	E
2020																						
2021	DSL Nationals	.168	42	131	16	22	33	5	0	2	15	0	1	1	11	34	4	2	.236	.252	.488	1
2022	DSL Nationals	.231	50	156	21	36	56	7	5	1	18	1	2	1	16	31	5	1	.303	.359	.662	2
2023	FCL Nationals	.259	12	27	5	7	9	0	1	0	4	0	1	2	5	4	1	1	.400	.333	.733	1
2024	FCL Nationals	.257	42	144	18	37	47	6	2	0	19	0	1	0	15	30	0	1	.325	.326	.651	3
MINORS TOTALS		.223	146	458	60	102	145	18	8	3	56	1	5	4	47	99	10	5	.298	.317	.615	7

RAMIREZ JR., RAFAEL — SS

OD AGE: 19 HT: 6'0" WT: 159 BATS: L THROWS: R BORN: 7/22/05 Paterson, N.J.  
OBTAINED: Acquired from Cleveland in exchange for OF Lane Thomas, July 29, 2024.  
CAREER NOTES: 2024: Entered the season as the No. 25 prospect in Cleveland's organization, according to MLBPipeline.com...Collected hits in three of his first four games with Fredericksburg (.308, 4-for-13)...Hit .255 (14-for-55) when leading off. 2023: Led the ACL in walk rate (26.3%) and ranked in walks (2nd, 50) and OBP (7th, .453). PERSONAL: Son of 13-year MLB veteran Rafael Ramirez.

YEAR	CLUB	AVG	G	AB	R	H	TB	2B	3B	HR	RBI	SAC	SF	HP	BB	SO	SB	CS	OBP	SLG	OPS	E
2022	DSL CLE Red	.247	47	170	27	42	62	6	4	2	23	0	0	5	25	34	11	4	.360	.365	.725	15
2023	ACL Guardians	.250	41	136	33	34	58	6	3	4	27	0	2	2	50	54	6	2	.453	.426	.879	16
2024	Lynchburg	.187	54	182	23	34	58	10	1	4	23	0	3	1	30	71	7	4	.301	.319	.620	20
	Fredericksburg	.170	17	53	4	9	14	3	1	0	0	0	0	0	9	24	0	3	.290	.264	.554	2
MINORS TOTALS		.220	159	541	87	119	192	25	9	10	73	0	5	8	114	183	24	13	.361	.355	.716	53

RAMIREZ, REILIN — RHP

OD AGE: 20 HT: 6'2" WT: 210 BATS: R THROWS: R BORN: 5/19/04 Santo Domingo, DOM  
OBTAINED: Signed as a non-drafted free agent, Dec. 12, 2022.  
CAREER NOTES: 2024: Pitched to a 2.93 ERA (5 ER/15.1 IP) over his last nine outings. SIGNED BY: Virgilio De Leon

YEAR	CLUB	W	L	ERA	G	GS	CG	SHO	SV	IP	H	R	ER	HR	HB	BB	SO	SO/9	WP	BK	AVG
2022																					
2023	DSL Nationals	0	2	3.26	14	5	0	0	0	30.1	31	19	11	1	2	17	27	8.01	8	2	.250
2024	FCL Nationals	2	2	4.68	14	0	0	0	2	25.0	20	17	13	2	3	13	25	9.00	2	3	.217
MINORS TOTALS		2	4	3.90	28	5	0	0	2	55.1	51	36	24	3	5	30	52	8.46	10	5	.236

REQUEENA, ANGEL — INF

OD AGE: 17 HT: 6'1" WT: 160 BATS: R THROWS: R BORN: 6/8/07 Maracay, VEN  
OBTAINED: Signed as a non-drafted free agent, Jan. 15, 2024.  
CAREER NOTES: 2024: Began his professional career slashing .361/.410/.528 over his first 13 games in the DSL SIGNED BY: Juan Indriago

YEAR	CLUB	AVG	G	AB	R	H	TB	2B	3B	HR	RBI	SAC	SF	HP	BB	SO	SB	CS	OBP	SLG	OPS	E
2024	DSL Nationals	.274	27	84	8	23	29	2	2	0	3	0	0	3	7	16	5	2	.351	.345	.696	6
MINORS TOTALS		.274	27	84	8	23	29	2	2	0	3	0	0	3	7	16	5	2	.351	.345	.696	6

REYES, JUAN — LHP

OD AGE: 20 HT: 6'2" WT: 180 BATS: L THROWS: L BORN: 3/24/05 Arraijan, PAN  
OBTAINED: Signed as a non-drafted free agent, Jan. 15, 2023.  
CAREER NOTES: 2024: Did not allow an earned run in five of eight appearances...Posted a 0.82 ERA (1 ER/11.0 IP) over his last five games. SIGNED BY: Miguel Ruiz

YEAR	CLUB	W	L	ERA	G	GS	CG	SHO	SV	IP	H	R	ER	HR	HB	BB	SO	SO/9	WP	BK	AVG
2022																					
2023																					
2024	DSL Nationals	0	3	4.15	8	8	0	0	0	13.0	8	6	6	0	2	4	11	7.62	1	1	.182
MINORS TOTALS		0	3	4.15	8	8	0	0	0	13.0	8	6	6	0	2	4	11	7.62	1	1	.182

REYNOSO, FRANNIEL — RHP

OD AGE: 18 HT: 6'3" WT: 175 BATS: R THROWS: R BORN: 11/9/06 Imbert, DOM  
OBTAINED: Signed as a non-drafted free agent, Jan. 15, 2024.  
CAREER NOTES: SIGNED BY: Bolivar Pelletier

YEAR	CLUB	W	L	ERA	G	GS	CG	SHO	SV	IP	H	R	ER	HR	HB	BB	SO	SO/9	WP	BK	AVG
2024	DSL Nationals	1	3	6.98	10	7	0	0	0	29.2	38	28	23	2	7	23	21	6.37	10	3	.309
MINORS TOTALS		1	3	6.98	10	7	0	0	0	29.2	38	28	23	2	7	23	21	6.37	10	3	.309

RIVERO, YOANDER — SS

OD AGE: 23 HT: 5'9" WT: 155 BATS: R THROWS: R BORN: 11/22/01, Barquisimeto, VEN

OBTAINED: Signed as a non-drafted free agent, July 2, 2018.

CAREER NOTES: 2024: Spent most of the season with the FCL Nationals before playing in four games for High-A Wilmington. 2023: Split time between Single-A Fredericksburg and High-A Wilmington. 2022: Had hits in 22 of his final 35 games including six multi-hit efforts...Earned promotion to Wilmington on Aug. 9...Entered the season as Washington's No. 29 prospect, per MLB Pipeline.com. 2021: Participated in Instructional League following the season. 2019: Played 53 games for the DSL Nationals... Reached base safely in a season-high 12 straight games from June 14– July 2. SIGNED BY: Oscar Alvarado

YEAR	CLUB	AVG	G	AB	R	H	TB	2B	3B	HR	RBI	SH	SF	HP	BB	SO	SB	CS	OBP	SLG	OPS	E
2019	DSL Nationals	.249	53	197	25	49	65	4	3	2	23	2	4	2	23	26	8	6	.327	.330	.657	9
2020																						
2021	FCL Nationals	.270	32	89	17	24	37	2	1	3	22	3	0	2	19	17	8	2	.409	.416	.825	2
2022	Fredericksburg	.222	67	189	33	42	54	8	2	0	20	2	2	1	35	57	8	2	.344	.286	.630	8
	Wilmington	.178	14	45	2	8	10	2	0	0	0	0	0	1	6	19	2	3	.288	.222	.510	3
2023	Fredericksburg	.196	19	56	7	11	14	3	0	0	2	1	0	2	11	19	1	1	.348	.250	.598	5
	Wilmington	.175	17	57	3	10	15	2	0	1	3	2	1	0	2	22	1	1	.200	.263	.463	2
2024	FCL Nationals	.167	41	132	18	22	33	5	0	2	13	3	3	1	24	29	3	1	.294	.250	.544	7
	Wilmington	.000	4	8	0	0	0	0	0	0	0	0	0	0	4	6	1	0	.333	.000	.333	0
MINORS TOTALS		.215	247	773	105	166	228	26	6	8	83	13	10	9	124	195	32	16	.326	.295	.621	36

ROBLES, JEAN — RHP

OD AGE: 18 HT: 6'1" WT: 170 BATS: R THROWS: R BORN: 10/20/06 Santo Domingo, DOM

OBTAINED: Signed as a non-drafted free agent, Jan. 15, 2024.

CAREER NOTES: 2024: Pitched to a 1.50 ERA (2 ER/12.0 IP) over his last six appearances, including four scoreless outings to close out the season (6.2 IP, 9 SO, 2 H). SIGNED BY: Bolivar Pelletier

YEAR	CLUB	W	L	ERA	G	GS	CG	SHO	SV	IP	H	R	ER	HR	HB	BB	SO	SO/9	WP	BK	AVG
2024	DSL Nationals	0	1	3.95	14	0	0	0	1	27.1	23	15	12	1	7	14	30	9.88	0	0	.223
MINORS TOTALS		0	1	3.95	14	0	0	0	1	27.1	23	15	12	1	7	14	30	9.88	0	0	.223

ROJAS, EYKSSON — INF

OD AGE: 19 HT: 5'10" WT: 160 BATS: R THROWS: R BORN: 9/5/05 Santiago, DOM

OBTAINED: Signed as a non-drafted free agent, April 14, 2023.

CAREER NOTES: 2024: Finished his season with multi-hit efforts in three of his last five games (8-for-17, HR, 3 RBI, 4 BB, 3 SB, 7 R). SIGNED BY: Abraham Despradel

YEAR	CLUB	AVG	G	AB	R	H	TB	2B	3B	HR	RBI	SH	SF	HP	BB	SO	SB	CS	OBP	SLG	OPS	E
2023																						
2024	DSL Nationals	.321	10	28	9	9	14	0	1	1	3	0	0	0	5	2	3	1	.424	.500	.924	2
MINORS TOTALS		.321	10	28	9	9	14	0	1	1	3	0	0	0	5	2	3	1	.424	.500	.924	2

ROMAN, ANGEL — LHP

OD AGE: 21 HT: 5'11" WT: 182 BATS: L THROWS: L BORN: 9/24/03 Cariaco, VEN

OBTAINED: Signed as a non-drafted free agent, Nov. 24, 2021.

CAREER NOTES: 2024: Promoted to Single-A Fredericksburg after making a career-high 16 appearances with the FCL Nationals...Posted a 1.08 ERA (2 ER/16.2 IP) in the seven games prior to the promotion on July 6...Finished the season with a 0.61 ERA (1 ER/14.2 IP) over his last six appearances for Fredericksburg. SIGNED BY: Salvador Donagelli

YEAR	CLUB	W	L	ERA	G	GS	CG	SHO	SV	IP	H	R	ER	HR	HB	BB	SO	SO/9	WP	BK	AVG
2021																					
2022	DSL Nationals	2	1	2.96	14	0	0	0	0	27.1	19	11	9	1	1	12	35	11.52	2	1	.202
2023	DSL Nationals	1	1	3.20	15	2	0	0	2	39.1	34	16	14	1	3	7	32	7.32	1	0	.230
2024	FCL Nationals	3	0	2.97	16	1	0	0	1	33.1	28	14	11	0	5	11	33	8.91	2	2	.222
	Fredericksburg	0	0	2.70	7	2	0	0	0	16.2	18	7	5	0	2	5	22	11.88	0	0	.277
MINORS TOTALS		6	2	3.01	52	5	0	0	3	116.2	99	48	39	2	11	35	122	9.41	5	3	.229

ROMBACH, NATE — C

OD AGE: 24 HT: 6'4" WT: 269 BATS: R THROWS: R BORN: 11/26/00 Mansfield, Texas

SCHOOL: Dallas Baptist University

OBTAINED: Selected in the 18th round of the 2023 First-Year Player Draft.

CAREER NOTES: 2024: Reached base in 23-of-29 games with the FCL Nationals...Had a seven-game hitting streak before promotion on July 1...Hit .318 (14-for-44) in his first 12 games with Single-A Fredericksburg. COLLEGE: Transferred from Texas Tech after sophomore year. SIGNED BY: Cody Staab

YEAR	CLUB	AVG	G	AB	R	H	TB	2B	3B	HR	RBI	SH	SF	HP	BB	SO	SB	CS	OBP	SLG	OPS	E
2023																						
2024	FCL Nationals	.287	29	101	20	29	48	8	1	3	9	0	0	1	12	29	2	0	.368	.475	.843	4
	Fredericksburg	.261	30	111	9	29	41	6	0	2	14	0	0	0	8	34	0	0	.311	.369	.680	4
MINORS TOTALS		.274	59	212	29	58	89	14	1	5	23	0	0	1	20	63	2	0	.339	.420	.759	8

ROMERO, BRAYAN — RHP

OD AGE: 23 HT: 6'1" WT: 215 BATS: R THROWS: R BORN: 1/6/02 Maria la Baja, COL

OBTAINED: Signed as a non-drafted free agent, Nov. 19, 2021.

CAREER NOTES: 2025: Enters the season as the No. 30 prospect in the organization, per Baseball America. 2024: Pitched to a 1.40 ERA (4 ER/25.2 IP) with a .194 opponents batting average over his last seven outings (5 GS) in the FCL before promotion on July 26. SIGNED BY: Eduardo Cabrera

YEAR	CLUB	W	L	ERA	G	GS	CG	SHO	SV	IP	H	R	ER	HR	HB	BB	SO	SO/9	WP	BK	AVG
2021																					
2022	DSL Nationals	1	0	3.27	8	1	0	0	1	11.0	6	5	4	1	1	4	6	4.91	2	0	.154
	FCL Nationals	0	1	5.79	5	2	0	0	0	9.1	11	9	6	0	2	8	7	6.75	3	0	.268
2023																					
2024	FCL Nationals	0	1	2.52	12	9	0	0	0	39.1	31	16	11	2	1	9	39	8.92	4	1	.212
	Fredericksburg	0	2	5.52	7	7	0	0	0	29.1	32	23	18	2	1	9	13	3.99	3	0	.276
MINORS TOTALS		1	4	3.94	32	19	0	0	1	89.0	80	53	39	5	5	30	65	6.57	12	1	.234

ROMERO, CARLOS — RHP

OD AGE: 25 HT: 6'6" WT: 238 BATS: R THROWS: R BORN: 7/15/99 San Antonio, VEN

OBTAINED: Signed as an International free agent on oct. 16, 2016.

CAREER NOTES: 2024: Made his first appearances in Triple-A Rochester, where he pitched to a 5.23 ERA in 14 games with 12 strikeouts. 2023: Began the season with Double-A Harrisburg before finishing with Single-A Wilmington...Allowed just one earned run for the Blue Rocks over nine appearances from June 13-July 15, striking out 15 in that span. 2022: Did not allow a run in each of his final five appearances...Struck out five or more batters in seven relief appearances...Struck out career-high seven batters on Aug. 12 against Brooklyn in 3.0 innings of work out of the bullpen...Tossed 3.0 or more innings in six relief appearances. 2020: Participated in Instructional League following the season. 2019: Struck out a career-high nine batters across 5.0 innings of one run ball on July 19 vs. Batavia. 2018: Began the season with the DSL Nationals before appearing in two games for the GCL Nationals...Went 6-1 with a 1.33 ERA between the two clubs. SIGNED BY: Salvador Donadelli

YEAR	CLUB	W	L	ERA	G	GS	CG	SHO	SV	IP	H	R	ER	HR	HB	BB	SO	SO/9	WP	BK	AVG
2017	DSL Nationals	4	0	5.12	14	2	0	0	2	31.2	29	24	18	0	5	16	23	6.54	7	0	.238
2018	DSL Nationals	6	1	1.19	10	9	0	0	0	53.0	28	13	7	1	2	18	47	7.98	1	0	.154
	GCL Nationals	0	0	2.25	2	1	0	0	0	8.0	7	3	2	0	0	3	8	9.00	0	0	.226
2019	Auburn	0	5	5.25	11	10	0	0	0	48.0	59	39	28	4	3	25	41	7.69	3	0	.303
DID NOT PLAY																					
2021	Fredericksburg	3	3	4.96	17	8	0	0	0	45.1	53	33	25	7	6	21	38	7.54	4	0	.284
2022	Wilmington	5	4	3.36	34	1	0	0	1	72.1	44	29	27	6	5	41	97	12.07	8	0	.172
2023	Wilmington	1	1	6.59	29	0	0	0	2	42.1	45	34	31	5	5	25	51	10.84	4	0	.271
	Harrisburg	1	1	6.08	10	0	0	0	0	13.1	12	9	9	4	0	7	12	8.10	3	1	.235
2024	Wilmington	1	0	3.60	14	0	0	0	0	20.0	20	8	8	1	1	10	26	11.70	0	0	.253
	Harrisburg	1	0	0.47	16	0	0	0	5	19.1	12	5	1	0	1	8	27	12.57	2	0	.188
	Rochester	0	1	5.23	14	0	0	0	0	20.2	19	14	12	3	4	12	12	5.23	1	0	.253
MINORS TOTALS		22	16	4.04	171	31	0	0	10	374.0	328	211	168	31	32	186	382	9.19	33	1	.233

ROSARIO, HELDER — C

OD AGE: 20 HT: 6'1" WT: 232 BATS: R THROWS: R BORN: 1/26/05 Santo Domingo, DOM

OBTAINED: Signed as a non-drafted free agent, Jan. 15, 2022.

CAREER NOTES: SIGNED BY: Bolivar Pelletier

YEAR	CLUB	AVG	G	AB	R	H	TB	2B	3B	HR	RBI	SH	SF	HP	BB	SO	SB	CS	OBP	SLG	OPS	E
2021																						
DID NOT PLAY / Signed Late																						
2022	DSL Nationals	.203	25	64	6	13	20	2	1	1	10	0	0	0	3	37	3	2	.301	.313	.614	8
2023	DSL Nationals	.171	33	76	7	13	18	2	0	1	11	0	2	1	10	38	5	3	.270	.237	.507	11
2024	FCL Nationals	.128	19	47	10	6	8	2	0	0	2	2	0	0	14	20	3	0	.328	.170	.498	3
MINORS TOTALS		.171	77	187	23	32	46	6	1	2	23	2	2	1	33	95	11	5	.296	.246	.542	22

ROSS, JACKSON — 3B

OD AGE: 24 HT: 6'2" WT: 210 BATS: R THROWS: R BORN: 4/5/00 Winter Haven, Fla.

SCHOOL: University of Mississippi

OBTAINED: Selected in the ninth round of the 2024 First-Year Player Draft.

CAREER NOTES: COLLEGE: Hit .271 with nine doubles, eight home runs, 41 RBI, 51 walks, five stolen bases and 45 runs scored in 50 games in 2024...Transferred from Florida Atlantic after sophomore season...Was named First-Team All-Conference USA in 2023 while at Florida Atlantic University after he hit .345 with 20 doubles, 14 homers, 58 RBI, 40 walks, three stolen bases and 54 runs scored in 59 games. SIGNED BY: Tommy Jackson

YEAR	CLUB	AVG	G	AB	R	H	TB	2B	3B	HR	RBI	SAC	SF	HP	BB	SO	SB	CS	OBP	SLG	OPS	E
2024																						
DID NOT PLAY / Signed Late																						
MINORS TOTALS																						

RUIZ, MANUEL — RHP

OD AGE: 19 HT: 5'11" WT: 165 BATS: R THROWS: R BORN: 3/24/06 San Carlos Cojedes, VEN

OBTAINED: Signed as a non-drafted free agent on Jan. 15, 2025.

CAREER NOTES: 2025: --- SIGNED BY: German Robles

YEAR	CLUB	W	L	ERA	G	GS	CG	SHO	SV	IP	H	R	ER	HR	HB	BB	SO	SO/9	WP	BK	AVG
2024																					
SIGNED FOR 2025																					
MINORS TOTALS																					

SAENZ, DUSTIN — LHP

OD AGE: 25 HT: 5'11" WT: 201 BATS: L THROWS: L BORN: 6/2/99 Corpus Christi, Texas

SCHOOL: Texas A&M University

OBTAINED: Selected in the fourth round of the 2021 First-Year Player Draft.

CAREER NOTES: 2024: Entered the season rated by MLB Pipeline.com as Washington's No. 29 prospect...Started his campaign in the FCL before making a quick two-game stint with Single-A Fredericksburg and then spending the bulk of the season with Harrisburg. 2023: Excelled at Wilmington before moving on to Double-A Harrisburg on June 8...Tossed at least 5.0 innings without allowing more than a run in eight consecutive starts for the Blue Rocks...Ranked among Nationals minor league pitchers in ERA (2nd, 3.43), opponent's average (4th, .248), and WHIP (2nd, 1.18). 2022: Entered the season the No. 24 prospect in Washington's system, per MLB Pipeline.com...Pitched in 11 games on two separate rehab assignments with Fredericksburg...Assigned to Advanced-A Wilmington on July 12. 2021: Participated in Instructional League following the season. COLLEGE: Went 6-6 with a 4.27 ERA in 14 starts during his senior season...He struck out 104 batters against just 23 walks in 84.1 innings. SIGNED BY: Brandon Larson

YEAR	CLUB	W	L	ERA	G	GS	CG	SHO	SV	IP	H	R	ER	HR	HB	BB	SO	SO/9	WP	BK	AVG
2021	FCL Nationals	0	0	4.50	1	1	0	0	0	2.0	2	1	1	0	0	0	4	18.00	0	0	.250
	Fredericksburg	1	0	4.76	5	1	0	0	0	11.2	14	7	6	0	1	4	12	9.53	2	0	.298
2022	Fredericksburg	4	1	2.95	11	11	0	0	0	55.0	49	18	18	3	4	16	55	9.00	4	0	.237
	Wilmington	2	7	7.07	10	10	0	0	0	42.0	56	33	33	8	5	13	30	6.43	0	0	.329
2023	Wilmington	2	2	1.97	10	8	0	0	0	50.1	38	18	11	2	2	12	55	9.83	4	0	.200
	Harrisburg	5	5	4.44	15	15	0	0	0	73.0	77	36	36	8	3	19	42	5.18	3	1	.282
2024	FCL Nationals	0	0	2.25	3	3	0	0	0	8.0	3	2	2	0	0	3	7	7.88	1	2	.107
	Fredericksburg	0	1	3.86	2	2	0	0	0	7.0	6	5	3	0	0	0	4	5.14	0	0	.222
	Harrisburg	1	5	8.46	8	8	0	0	0	27.2	46	30	26	2	0	14	19	6.18	1	0	.374
MINORS TOTALS		15	21	4.43	65	59	0	0	0	276.1	291	150	136	23	15	81	228	7.43	15	3	.271

SALAS, JHONDEL — RHP

OD AGE: 17	HT: 5'11"	WT: 199	BATS: R	THROWS: R	BORN: 11/13/07	Higuerote, VEN															
OBTAINED: Signed as a non-drafted free agent on Jan. 15, 2025.																					
CAREER NOTES: 2025: --- SIGNED BY: Juan Indriago																					
YEAR	CLUB	W	L	ERA	G	GS	CG	SHO	SV	IP	H	R	ER	HR	HB	BB	SO	SO/9	WP	BK	AVG
2024										SIGNED FOR 2025											
MINORS TOTALS																					

SANCHEZ, BRYAN — RHP

OD AGE: 22	HT: 6'1"	WT: 239	BATS: R	THROWS: R	BORN: 8/12/02 Santo Domingo, DOM																						
OBTAINED: Signed as a non-drafted free agent, Nov. 2, 2018.																											
CAREER NOTES: 2024: Made a career-high 24 appearances at Single-A Fredericksburg...Allowed two earned runs or fewer in each of his last 14 outings. 2023: Made 12 appearances and six starts for Single-A Fredericksburg before injury. 2022: Pitched in nine games, making eight starts for the FCL Nationals...Did not allow an earned run in five outings. 2021: Entered the season rated by <i>Baseball America</i> as the No. 30 prospect in Washington's Minor League system. 2020: Participated in Instructional League following the season. SIGNED BY: Modesto Ulloa																											
YEAR	CLUB	W	L	ERA	G	GS	CG	SHO	SV	IP	H	R	ER	HR	HB	BB	SO	SO/9	WP	BK	AVG						
2018										DID NOT PITCH / Signed Late																	
2019	DSL Nationals	1	1	5.63	13	5	0	0	0	24.0	18	19	15	1	6	20	23	8.63	14	0	.205						
2020										DID NOT PITCH																	
2021										DID NOT PITCH																	
2022	FCL Nationals	0	2	3.79	9	8	0	0	0	19.0	22	11	8	0	1	7	21	9.95	6	0	.278						
2023	Fredericksburg	1	2	6.42	12	6	0	0	0	33.2	34	28	24	5	6	27	35	9.36	7	1	.264						
2024	Fredericksburg	1	7	6.66	24	8	0	0	0	50.0	60	45	37	4	6	39	42	7.56	5	2	.299						
MINORS TOTALS		3	12	5.97	58	27	0	0	0	126.2	134	103	84	10	19	93	121	8.60	32	3	.270						

SANCHEZ, CAMILO — RHP

OD AGE: 21
HT: 6'2"
WT: 181
BATS: R
THROWS: R
BORN: 6/28/03
Colón, PAN

OBTAINED: Signed as a non-drafted free agent, Jan. 15, 2022.

CAREER NOTES: 2024: Posted a 1.69 ERA (4 ER/21.1 IP) across five games (four starts) from June 5-July 8...Limited opponents to a .143 AVG (10-for-70) during that stretch...Promoted to Fredericksburg on Aug. 20. SIGNED BY: Miguel Ruiz

YEAR	CLUB	W	L	ERA	G	GS	CG	SHO	SV	IP	H	R	ER	HR	HB	BB	SO	SO/9	WP	BK	AVG
2021										DID NOT PITCH / Signed Late											
2022	DSL Nationals	1	0	2.53	11	1	0	0	2	21.1	17	6	6	0	1	3	18	7.59	1	0	.207
	FCL Nationals	0	1	16.88	3	0	0	0	0	2.2	7	8	5	1	0	2	2	6.75	1	0	.467
2023	FCL Nationals	0	2	7.92	9	7	0	0	0	30.2	36	30	27	4	2	22	22	6.46	6	0	.293
2024	FCL Nationals	3	1	5.82	11	9	0	0	0	43.1	39	28	28	4	4	21	42	8.72	9	0	.241
	Fredericksburg	0	1	5.00	4	1	0	0	0	9.0	11	5	5	1	0	5	8	8.00	1	0	.324
MINORS TOTALS		4	5	5.97	38	18	0	0	2	107.0	110	77	71	10	7	53	92	7.74	18	0	.264

SANCHEZ, JOSE — RHP

OD AGE: 19

HT: 6'3"

WT: 180

BATS: R

THROWS: R

BORN: 2/6/06

Miranda, VEN

OBTAINED:

Signed as a non-drafted free agent, May 18, 2023.

CAREER NOTES:

2024: Pitched scoreless relief in 11 of his 15 appearances.

YEAR	CLUB	W	L	ERA	G	GS	CG	SHO	SV	IP	H	R	ER	HR	HB	BB	SO	SO/9	WP	BK	AVG
2024	DSL Nationals	4	1	2.91	15	0	0	0	3	21.2	16	8	7	2	1	12	28	11.63	0	0	.208
MINORS TOTALS		4	1	2.91	15	0	0	0	3	21.2	16	8	7	2	1	12	28	11.63	0	0	.208

SANTOS, JUNIOR — RHP

**OD AGE:** 23    **HT:** 6'7"    **WT:** 274    **BATS:** R    **THROWS:** R    **BORN:** 8/16/01 Santiago, DOM

**OBTAINED:** Signed as a minor league free agent on Jan. 1, 2025.

**CAREER NOTES:** 2024: Pitched in a career-high 31 games for Binghamton (NYM). 2023: Made 15 starts before transitioning to a reliever 2022: Had a career-high 105 strikeouts with Brooklyn (NYM) 2021: Appeared in 21 games for the St. Lucie Mets 2020: Did not play 2019: All 14 of his appearances were starts (40.2 IP) 2018: Signed with the Mets in June and pitched in 14 games in the DSL and GCL.

YEAR	CLUB	W	L	ERA	G	GS	CG	SHO	SV	IP	H	R	ER	HR	HB	BB	SO	SO/9	WP	BK	AVG
2018	DSL Mets	1	1	2.80	11	10	0	0	0	45.0	35	15	14	1	4	6	36	7.20	4	0	.219
	GCL Mets	0	0	0.00	3	0	0	0	0	5.0	4	0	0	0	0	0	3	5.40	0	0	.222
2019	Kingsport	0	5	5.09	14	14	0	0	0	40.2	46	29	23	4	6	25	36	7.97	5	0	.277
2020 DID NOT PLAY																					
2021	St. Lucie	6	6	4.59	21	16	2	0	0	96.0	108	60	49	8	8	38	79	7.41	6	3	.287
2022	Brooklyn	8	13	4.47	26	23	0	0	0	116.2	126	67	58	4	2	44	105	8.10	5	2	.272
2023	Binghamton	4	8	5.94	28	15	0	0	3	97.0	119	67	64	10	5	41	71	6.59	2	1	.310
2024	Binghamton	4	1	4.99	31	1	0	0	1	52.1	49	29	29	6	5	26	45	7.74	5	0	.244
MINORS TOTALS		23	34	4.71	134	79	2	0	4	452.2	487	267	237	33	30	180	375	7.46	27	6	.275



SCHELL, NICK — OF

**OD AGE:** 25 **HT:** 6'1" **WT:** 190 **BATS:** L **THROWS:** R **BORN:** 3/27/00 Indianapolis, Indiana **SCHOOL:** Roncalli HS (Indianapolis, IN)  
**OBTAINED:** Signed as a minor league free agent on Dec. 23, 2024...Originally drafted by the Tampa Bay Rays in the first round (32nd) of the 2018 MLB Draft.  
**CAREER NOTES:** 2025: Made several appearances as a Minor League call-up during spring training with the Nationals. 2024: Reached Triple-A (Durham) for the first time... Played in 26 games there and hit .213/.263/.337 with three homers and eight RBI. 2023: Played in a career-high 103 games with Bowling Green (TB) and set a career high in home runs (16) and RBI (55). 2022: Played in 38 games with Charleston 2021: Played in 52 games with Charleston 2020: Did not play 2019: Played in 55 games across three different levels 2018: Drafted 32nd overall and played 19 games in the GCL. **SIGNED BY:** TB (James Bonnici)

YEAR	CLUB	AVG	G	AB	R	H	TB	2B	3B	HR	RBI	SAC	SF	HP	BB	SO	SB	CS	OBP	SLG	OPS	E							
2018	GCL Rays	.239	19	67	8	16	25	4	1	1	4	0	0	1	14	23	2	6	.378	.373	.751	0							
2019	Princeton	.286	37	147	28	42	74	11	3	5	27	0	1	0	18	51	5	2	.361	.503	.864	0							
	GCL Rays	.190	4	21	4	4	8	0	2	0	1	0	0	0	0	9	0	0	.190	.381	.571	0							
	Bowling Green	.236	14	55	7	13	18	3	1	0	3	1	1	1	2	24	0	1	.271	.327	.598	0							
2020								DID NOT PLAY																					
2021	Charleston	.174	52	190	35	33	61	4	0	8	29	0	2	4	31	73	13	2	.300	.321	.621	1							
2022	Charleston	.257	38	140	25	36	54	9	0	3	19	2	2	0	20	57	1	3	.346	.386	.732	1							
2023	Bowling Green	.227	103	339	66	77	149	18	3	16	55	1	8	0	43	135	4	1	.308	.440	.748	3							
2024	Montgomery	.262	81	294	43	77	125	19	1	9	41	0	2	5	25	78	9	5	.328	.425	.753	5							
	Durham	.213	26	89	10	19	30	2	0	3	8	1	0	1	5	38	2	0	.263	.337	.600	2							
MINORS TOTALS		.236	374	1342	226	317	544	70	11	45	187	5	16	12	158	488	36	20	.319	.405	.724	12							

<b>MINORS TOTALS</b>		.236	374	1342	226	317	544	70	11	45	187	5	16	12	158	488	36	20	.319	.405	.724	12
----------------------	--	------	-----	------	-----	-----	-----	----	----	----	-----	---	----	----	-----	-----	----	----	------	------	------	----

SCHOFF, TYLER — RHP

**OD AGE:** 26 **HT:** 6'4" **WT:** 223 **BATS:** R **THROWS:** R **BORN:** 12/6/98 Utica, N.Y. **SCHOOL:** Bryant (R.I.) University  
**OBTAINED:** Signed as a non-drafted free agent, Aug. 2, 2021.  
**CAREER NOTES:** 2024: Did not allow a run in his first eight outings with Harrisburg...Posted a 2.57 ERA (6 ER/21.0 IP) in his first stint with the Senators before a short six-game stint with High-A Wilmington...Returned to Harrisburg on Aug. 18 and finished the season with scoreless relief in five of his last eight games. 2023: Promoted to Double-A Harrisburg on June 28...Finished the season ranked tied for second among Nationals Minor League players in saves (10). 2022: Pitched the entire season for Single-A Fredericksburg...Worked 20 scoreless outings...Recorded his first professional save on May 29 vs. Salem. 2021: Participated in Instructional League following the season. **COLLEGE:** Went 7-1 with a 3.12 ERA and 72 strikeouts in 12 starts during his senior season at Bryant University. **SIGNED BY:** John Malzone

YEAR	CLUB	W	L	ERA	G	GS	CG	SHO	SV	IP	H	R	ER	HR	HB	BB	SO	SO/9	WP	BK	AVG
2021	FCL Nationals	0	0	0.00	2	0	0	0	0	2.2	1	0	0	0	0	0	1	3.86	0	0	.125
	Fredericksburg	1	0	3.00	5	0	0	0	0	9.0	10	6	3	1	0	5	10	10.00	0	0	.263
2022	Fredericksburg	6	3	4.89	35	0	0	0	1	53.1	55	33	29	5	0	21	61	10.29	5	0	.571
2023	Wilmington	4	3	3.38	23	0	0	0	4	34.2	30	15	13	4	2	9	53	13.76	3	1	.224
	Harrisburg	1	1	3.04	22	0	0	0	6	26.2	23	10	9	2	1	11	30	10.13	2	1	.232
	Rochester	0	0	27.00	1	0	0	0	0	1.0	4	3	3	0	0	2	0	0.00	1	0	.571
2024	Wilmington	0	0	9.95	6	0	0	0	0	6.1	12	7	7	1	1	7	9.95	0	0	0	.400
	Harrisburg	4	0	3.66	25	0	0	0	3	32.0	22	14	13	3	2	10	33	9.28	2	0	.195
<b>MINORS TOTALS</b>		16	7	4.19	119	0	0	0	14	165.1	157	88	77	16	5	59	195	10.61	13	2	.249

SCHULTZ, THOMAS — RHP

**OD AGE:** 25 **HT:** 6'6" **WT:** 253 **BATS:** R **THROWS:** R **BORN:** 8/3/99 Bloomsburg, Pa. **SCHOOL:** Vanderbilt (Tenn.) University  
**OBTAINED:** Selected in the ninth round of the 2023 First-Year Player Draft.  
**CAREER NOTES:** 2024: Promoted to High-A Wilmington after allowing just two earned runs over his last 10 appearances (13.2 IP) with Fredericksburg...Pitched to a 2.70 ERA (3 ER/10.0 IP) from July 6-Aug. 11 for the Blue Rocks. 2023: Made one appearance with the FCL Nationals before spending the rest of his first season with Single-A Fredericksburg...Held opponents scoreless in five of his 10 outings. **COLLEGE:** Posted a career 3.38 ERA over 62 appearances and 125.1 innings at Vanderbilt. **SIGNED BY:** Brian Clark

YEAR	CLUB	W	L	ERA	G	GS	CG	SHO	SV	IP	H	R	ER	HR	HB	BB	SO	SO/9	WP	BK	AVG
2023	FCL Nationals	0	0	0.00	1	0	0	0	0	1.0	1	0	0	0	0	1	2	18.00	0	0	.250
	Fredericksburg	0	2	4.30	9	0	0	0	0	14.2	10	8	7	3	2	4	15	9.20	3	0	.192
2024	Fredericksburg	3	1	1.82	18	0	0	0	8	24.2	14	5	5	2	0	9	32	11.68	1	0	.165
	Wilmington	0	0	5.47	23	0	0	0	0	24.2	26	15	15	6	0	9	19	6.93	2	0	.274
<b>MINORS TOTALS</b>		3	3	3.74	51	0	0	0	8	65.0	51	28	27	11	2	23	68	9.42	6	0	.216

SHUMAN, SETH — RHP

**OD AGE:** 27 **HT:** 6'1" **WT:** 206 **BATS:** R **THROWS:** R **BORN:** 12/1/97 Valdosta, Ga. **SCHOOL:** Georgia Southern University  
**OBTAINED:** Acquired from Oakland with RHP Richard Guash and C Drew Millas in exchange for C Yan Gomes and INF Josh Harrison, July 30, 2021.  
**CAREER NOTES:** 2024: Pitched at four levels...Did not allow more than two earned runs in his first 11 appearances across three levels...Pitched to a 2.91 ERA (11 ER/34.0 IP) 2023: Missed season after undergoing Tommy John surgery. 2022: Entered the season the No. 29 prospect in Washington's system, per MLB Pipeline...Spent the entire season with Advanced-A Wilmington...Placed on the IL on July 15 after making 15 starts...2021: Posted a 3.69 ERA in 21 games (19 starts) between High-A Lansing and High-A Wilmington...Participated in Instructional League following the season. 2019: Selected by Oakland in the sixth round of the 2019 First-Year Player Draft. **SIGNED BY:** Jemel Spearman (OAK)

YEAR	CLUB	W	L	ERA	G	GS	CG	SHO	SV	IP	H	R	ER	HR	HB	BB	SO	SO/9	WP	BK	AVG
2019	Vermont	0	3	2.39	11	8	0	0	0	37.2	34	14	10	2	1	9	21	5.02	1	0	.246
2020										DID NOT PITCH											
2021	Lansing	2	3	2.25	13	11	0	0	0	56.0	44	16	14	4	4	15	62	9.96	3	1	.216
	Wilmington	0	5	6.03	8	8	0	0	0	34.2	42	25	23	8	0	10	31	8.13	2	0	.296
2022	Wilmington	3	2	3.23	14	14	0	0	0	61.1	57	23	22	5	5	14	55	8.07	3	0	.238
2023										DID NOT PITCH / Injured											
2024	FCL Nationals	1	0	3.86	2	1	0	0	0	4.2	4	2	2	0	0	0	9	17.36	0	0	.222
	Fredericksburg	0	2	3.27	4	4	0	0	0	11.0	13	7	4	0	1	2	12	9.82	0	0	.295
	Wilmington	1	1	4.60	8	8	0	0	0	31.1	29	18	16	6	3	9	24	6.89	0	0	.242
	Harrisburg	1	2	3.78	4	4	0	0	0	16.2	20	10	7	2	1	6	14	7.56	2	0	.286
MINORS TOTALS		8	18	3.49	64	58	0	0	0	253.0	243	115	98	27	15	65	228	8.11	11	1	.249

SIMPSON, JARED — LHP

**OD AGE:** 24 **HT:** 6'4" **WT:** 224 **BATS:** L **THROWS:** L **BORN:** 6/28/00 Clinton, Iowa **SCHOOL:** University of Iowa  
**OBTAINED:** Selected in the eighth round of the 2023 First-Year Player Draft  
**CAREER NOTES:** 2024: Missed bulk of the season with injury...Made first of two appearances on Sept. 3. 2023: Debuted with Single-A Fredericksburg and struck out 17 batters in 11.1 innings across nine appearances...Six of his nine outings were scoreless and he surrendered just two earned runs. **COLLEGE:** Fanned 64 batters over 42.2 innings during his senior season at Iowa...Transferred from Missouri. **SIGNED BY:** James Goodwin

YEAR	CLUB	W	L	ERA	G	GS	CG	SHO	SV	IP	H	R	ER	HR	HB	BB	SO	SO/9	WP	BK	AVG
2023	Fredericksburg	0	0	1.59	9	0	0	0	2	11.1	9	4	2	0	0	5	17	13.50	1	0	.205
2024	Wilmington	0	0	0.00	2	0	0	0	0	2.0	2	1	0	0	0	0	2	9.00	0	0	.222
MINORS TOTALS		0	0	1.35	11	0	0	0	2	13.1	11	5	2	0	0	5	19	12.83	1	0	.208

SOLESKY, CHASE — RHP

**OD AGE:** 27 **HT:** 6'3" **WT:** 214 **BATS:** R **THROWS:** R **BORN:** 9/26/97 Fort Pierce, Fla. **SCHOOL:** Tulane (La.) University  
**OBTAINED:** Signed as a minor league free agent, June 10, 2024.  
**CAREER NOTES:** 2024: Pitched to a 2.42 ERA (7 ER/26.0 IP) over his first seven games with Double-A Harrisburg...His 3.02 ERA was the lowest of any Senators pitcher who threw at least 80.0 IP. 2023: Spent the season between Triple-A Charlotte and Double-A Birmingham, going 5-11 with a 5.31 ERA (69 ER/117.0 IP), 92 strikeouts and a .287 (131-457) opponents average over 26 appearances (25 starts). 2022: His 4.10 ERA (53 ER/116.1 IP) ranked fifth among White Sox minor leaguers. 2021: Combined to go 1-7 with a 5.14 ERA (39 ER/68.1 IP) and 88 strikeouts over 18 starts between Single-A Kannapolis and High-A Winston-Salem. 2019: Made his professional debut with Advance Rookie Great Falls...Tossed 4.0 scoreless IP on Aug. 15 vs. Rocky Mountain, recording a career-high five strikeouts. **COLLEGE:** Was named to the 2017-18 American Athletic Conference All-Academic Team. **SIGNED BY:** Warren Hughes (CWS)

YEAR	CLUB	W	L	ERA	G	GS	CG	SHO	SV	IP	H	R	ER	HR	HB	BB	SO	SO/9	WP	BK	AVG
2019	Great Falls	0	4	6.17	14	13	0	0	0	42.1	47	30	29	6	2	12	45	9.57	6	0	.280
2020	DID NOT PITCH																				
2021	Kannapolis	1	5	5.08	14	14	0	0	0	51.1	56	34	29	7	1	20	71	12.45	4	1	.268
	Winston-Salem	0	2	5.29	4	4	0	0	0	17.0	22	17	10	4	0	4	17	9.00	1	1	.301
2022	Winston-Salem	4	8	4.24	24	24	0	0	0	110.1	116	55	52	15	2	31	80	6.53	1	0	.273
	Birmingham	0	0	1.50	2	0	0	0	0	6.0	6	1	1	0	0	3	8	12.00	1	0	.250
2023	Birmingham	3	2	3.23	9	9	0	0	0	39.0	40	14	14	2	3	13	29	6.69	5	2	.272
	Charlotte	2	9	6.35	17	16	0	0	0	78.0	91	59	55	14	1	42	63	7.27	0	1	.294
2024	Harrisburg	2	5	3.02	17	15	0	0	0	83.1	72	29	28	6	3	20	51	5.51	3	0	.233
MINORS TOTALS		12	35	4.59	101	95	0	0	0	427.1	450	239	218	54	12	145	364	7.67	21	5	.270

SOTO, ELIAN — OF

**OD AGE:** 19 **HT:** 6'1" **WT:** 182 **BATS:** L **THROWS:** R **BORN:** 1/10/06 Santo Domingo, DOM  
**OBTAINED:** Signed as a non-drafted free agent, Jan. 15, 2023.  
**CAREER NOTES:** 2024: Tallied a career-high three hits on June 10...Finished 3-for-3 with a double, a walk and three RBI...Sparked a 10-game stretch in which he hit .333 (10-for-30) from June 10-27. **SIGNED BY:** Bolivar Pelletier

YEAR	CLUB	AVG	G	AB	R	H	TB	2B	3B	HR	RBI	SH	SF	HP	BB	SO	SB	CS	OBP	SLG	OPS	E
2022	SIGNED FOR 2023																					
2023	DSL Nationals	.182	35	99	7	18	23	5	0	0	5	0	1	1	13	44	0	3	.281	.232	.513	4
2024	FCL Nationals	.175	41	114	17	20	26	4	1	0	8	0	1	4	27	51	0	0	.349	.228	.577	4
MINORS TOTALS		.178	76	213	24	38	49	9	1	0	13	0	2	5	40	95	0	3	.319	.230	.549	8

STEHLY, MURPHY — 3B

**OD AGE:** 26 **HT:** 5'10" **WT:** 203 **BATS:** R **THROWS:** R **BORN:** 9/27/98 Carlsbad, Calif. **SCHOOL:** University of Texas  
**OBTAINED:** Selected in the 10th round of the 2022 First-Year Player Draft.  
**CAREER NOTES:** 2024: Reached base safely in 12 straight games from Aug. 2-15 for Wilmington...Hit .250 (11-for-44) with 13 RBI in that span. 2023: Started the season with Single-A Fredericksburg before rehabbing an injury with the FCL Nationals...After seven games, moved up to Single-A Wilmington, where he hit safely in each of his first 11 games and in 22 of his first 26 games (.355/.406/.484) with the Blue Rocks...Promoted to Double-A Harrisburg for his final seven games. **COLLEGE:** Batted .367 with 19 homers and 61 RBI over 68 games as a redshirt senior in 2022...Helped Texas to the College World Series, batting .324 (11-for-34) with two homers and seven RBI over eight postseason games. **SIGNED BY:** Kevin Ham

YEAR	CLUB	AVG	G	AB	R	H	TB	2B	3B	HR	RBI	SH	SF	HP	BB	SO	SB	CS	OBP	SLG	OPS	E
2022	Fredericksburg	.333	1	3	1	1	1	0	0	0	0	0	0	0	0	1	0	0	.333	.333	.666	0
2023	Fredericksburg	.394	23	71	11	28	35	7	0	0	15	0	1	5	8	11	7	2	.482	.493	.975	4
	FCL Nationals	.238	7	21	5	5	6	1	0	0	3	0	0	1	4	4	2	1	.385	.286	.671	1
	Wilmington	.314	33	118	15	37	50	5	1	2	10	0	0	3	10	26	1	1	.382	.424	.806	4
	Harrisburg	.160	7	25	1	4	4	0	0	0	1	0	0	2	1	6	0	1	.250	.160	.410	0
2024	FCL Nationals	.222	7	18	3	4	5	1	0	0	1	0	0	2	0	4	0	0	.300	.278	.578	2
	Fredericksburg	.158	5	19	2	3	4	1	0	0	2	0	0	1	2	7	0	0	.273	.211	.484	0
	Wilmington	.225	61	209	26	47	69	12	2	2	25	0	4	12	17	62	4	2	.314	.330	.644	12
	MINORS TOTALS	.267	144	484	64	129	174	27	3	4	57	0	5	26	42	121	14	7	.354	.360	.714	23

STHELE, TRAVIS — RHP

**OD AGE:** 23 **HT:** 6'0" **WT:** 224 **BATS:** R **THROWS:** R **BORN:** 9/21/01 San Antonio, Texas **SCHOOL:** University of Texas  
**OBTAINED:** Selected in the 12th round of the 2023 First-Year Player Draft.  
**CAREER NOTES:** 2024: Led Single-A Fredericksburg in innings pitched (101.0)...Posted a 1.24 ERA (4 ER/29.0 IP) across six outings (five starts) from June 23-July 28. **COLLEGE:** Struck out 98 batters over 95.1 innings in his two seasons at Texas...Missed freshman season after undergoing surgery. **SIGNED BY:** Kevin Ham

YEAR	CLUB	W	L	ERA	G	GS	CG	SHO	SV	IP	H	R	ER	HR	HB	BB	SO	SO/9	WP	BK	AVG
2023	FCL Nationals	0	0	0.00	1	0	0	0	0	1.0	1	0	0	0	0	1	0	0.00	0	0	.333
	Fredericksburg	0	0	7.36	4	4	0	0	0	11.0	17	9	9	1	0	3	6	4.91	1	0	.354
2024	Fredericksburg	6	8	4.81	23	21	0	0	0	101.0	111	59	54	8	3	46	79	7.04	5	1	.277
MINORS TOTALS		6	8	5.02	28	25	0	0	0	113.0	129	68	63	9	3	50	85	6.77	6	1	.285

STUBBS, C.J. — C

**OD AGE:** 28 **HT:** 6'3" **WT:** 218 **BATS:** R **THROWS:** R **BORN:** 11/12/96 San Diego, Cal. **SCHOOL:** University of Southern California  
**OBTAINED:** Signed as a minor league free agent, May 14, 2024.  
**CAREER NOTES:** **2024:** Spent majority of season with Double-A Harrisburg, where he hit .274 (17-for-62) in 18 games prior to his promotion to Rochester on Sept. 13. **2023:** Spent all but one game with Double-A Corpus Christi, batting .203 (65-for-320) with 17 doubles, 14 home runs, 33 RBI and a career-high 15 stolen bases...Appeared in one game with Triple-A Sugar Land, going 3-for-4 with a double and a run scored on July 30 at Las Vegas, which was also his Triple A debut. **2022:** Split the year with High-A Asheville and Double-A Corpus Christi...Batted a combined .214 (58-for-271) with 51 runs, seven doubles, 21 homers, 52 RBI and an .822 OPS...**2021:** In his first full professional season, he appeared in games with High-A Asheville and Double-A Corpus Christi...Recorded a .220 batting average (74-for-337) with 50 runs, 18 doubles, three triples, 12 home runs and 45 RBI. **2019:** After being selected in the 2019 MLB Draft, he appeared in 55 games between Short-Season Tri City and Low-A Quad Cities, batting .249 (46-for-185) with 25 runs, 10 doubles, one triple, nine home runs and a .799 OPS. **COLLEGE:** Batted .272 (56-for-206) with six homers, 35 RBI and an .809 OPS in his four years with USC...Worked mostly as a pitcher in his freshman and sophomore seasons, going 4-6 with a 4.57 ERA (54 ER/106.1 IP) in 26 games (18 starts). **SIGNED BY:** Tim Costic (HOU)

YEAR	CLUB	AVG	G	AB	R	H	TB	2B	3B	HR	RBI	SAC	SF	HP	BB	SO	SB	CS	OBP	SLG	OPS	E
2019	Tri-City	.213	39	127	18	27	49	5	1	5	17	0	1	3	19	35	5	3	.327	.386	.713	8
	Quad Cities	.328	16	58	7	19	36	5	0	4	16	0	0	1	3	15	2	2	.371	.621	.992	1
2020																						
2021	Asheville	.229	67	253	40	58	115	15	3	12	35	0	2	2	23	104	6	4	.296	.455	.751	9
	Corpus Christi	.190	24	84	10	16	19	3	0	0	10	0	0	3	10	27	2	2	.299	.226	.525	2
2022	Asheville	.217	42	138	29	30	65	5	0	10	27	0	1	4	24	68	6	1	.347	.471	.818	5
	Corpus Christi	.211	41	133	22	28	67	2	2	11	25	0	2	6	17	60	1	1	.323	.504	.827	4
2023	Corpus Christi	.196	95	316	60	62	120	16	0	14	33	0	0	12	42	132	15	5	.314	.380	.694	13
	Sugar Land	.750	1	4	1	3	4	1	0	0	0	0	0	0	0	1	0	0	.750	1.000	1.750	0
2024	Corpus Christi	.127	17	55	8	7	13	0	0	2	5	0	1	0	7	21	1	0	.222	.236	.458	2
	Sugar Land	.091	4	11	1	1	1	0	0	0	2	0	0	1	3	5	0	0	.333	.091	.424	1
	Harrisburg	.207	53	174	22	36	64	10	0	6	16	1	0	11	20	76	3	0	.327	.368	.695	4
	Rochester	.273	7	11	2	3	6	3	0	0	2	0	0	1	4	7	0	0	.500	.545	1.045	0
	MINORS TOTALS	.213	406	1364	220	290	559	65	6	64	188	1	7	44	172	551	48	18	.319	.410	.729	49

SUGGS, MATTHEW — C

**OD AGE:** 24 **HT:** 5'9" **WT:** 210 **BATS:** R **THROWS:** R **BORN:** 5/31/00 Wilmington, N.C. **SCHOOL:** UNC Wilmington (N.C.)  
**OBTAINED:** Signed as a non-drafted free agent, Aug. 8, 2022.  
**CAREER NOTES:** --- **2024:** Spent all but two games with High-A Wilmington...Recorded three hitting streaks of at least five games over his 51 games. **2023:** Hit safely in 12-of-13 games with Single-A Wilmington from May 24-June 14, posting a .365/.400/.692 slash line with five doubles, four home runs, and 12 RBI in that span...Closed out the year hitting in seven of his last eight games with the Blue Rocks. **COLLEGE:** Hit 13 of his 26 home runs during his senior season at UNC Wilmington...Hit .250/.363/.466 for his four-year career. **SIGNED BY:** Bobby Myrick

YEAR	CLUB	AVG	G	AB	R	H	TB	2B	3B	HR	RBI	SH	SF	HP	BB	SO	SB	CS	OBP	SLG	OPS	E
2022	Fredericksburg	.250	3	4	2	1	1	0	0	0	3	0	0	2	4	1	0	0	.700	.250	.950	2
2023	FCL Nationals	.222	3	9	1	2	5	0	0	1	3	0	1	0	4	0	0	0	.200	.556	.756	0
	Fredericksburg	.143	9	28	3	4	7	1	1	0	3	1	0	0	5	16	0	0	.273	.250	.523	2
	Wilmington	.284	33	116	19	33	59	9	1	5	20	0	1	5	8	41	0	0	.354	.509	.863	2
2024	Wilmington	.166	49	145	21	24	42	4	1	4	16	0	0	4	17	57	4	0	.271	.290	.561	3
	Harrisburg	.429	2	7	1	3	3	0	0	0	0	0	0	0	1	2	0	0	.500	.429	.929	0
	MINORS TOTALS	.217	99	309	47	67	117	14	3	10	45	1	2	11	35	121	4	0	.317	.379	.696	9

SULLIVAN, MIAM — LHP

**OD AGE:** 22 **HT:** 6'6" **WT:** 249 **BATS:** L **THROWS:** L **BORN:** 5/16/02 Sandy Springs, Ga. **SCHOOL:** University of Georgia  
**OBTAINED:** Selected in the 13th round of the 2023 First-Year Player Draft.  
**CAREER NOTES:** **2024:** Placed on full-season injured list on April 24 after making two starts for Single-A Fredericksburg...Struck out nine batters over 4.1 IP in his season debut and fanned eight over 5.0 IP in his second outing. **2023:** Did not allow a hit in three of his seven appearances (6.0 IP) across two levels. **COLLEGE:** Posted a 4.95 ERA during his three years at Georgia, punching out 178 batters over 151.0 innings pitched. **SIGNED BY:** Tommy Jackson

YEAR	CLUB	W	L	ERA	G	GS	CG	SHO	SV	IP	H	R	ER	HR	BB	SO	SO/9	WP	BK	AVG
2023	FCL Nationals	0	0	0.00	1	1	0	0	0	1.0	0	0	0	0	0	1	9.00	0	0	.000
	Fredericksburg	1	0	5.28	6	5	0	0	0	15.1	11	9	9	2	1	12	24.09	1	0	.196
2024	Fredericksburg	0	0	1.93	2	2	0	0	0	9.1	11	2	2	0	0	5	17.63	0	0	.297
	MINORS TOTALS	1	0	3.86	9	8	0	0	0	25.2	22	11	11	2	1	17	42.73	1	0	.229

SYKORA, TRAVIS — RHP

**OD AGE:** 20 **HT:** 6'6" **WT:** 224 **BATS:** R **THROWS:** R **BORN:** 4/28/04 Round Rock, Texas **SCHOOL:** Round Rock HS (Texas)  
**OBTAINED:** Selected in the third round of the 2023 First-Year Player Draft.  
**CAREER NOTES:** **2025:** Enters the season as Washington's No. 2 prospect, according to *Baseball America* and *MLB Pipeline.com*. Also ranked by *MLB Pipeline.com* as the No. 69 prospect in all of baseball. **2024:** Entered the season rated by *MLB Pipeline.com* as Washington's No. 11 prospect and by *Baseball America* as the No. 14 prospect...Was named Carolina League Pitcher of the Year and Nationals Minor League Pitcher of the Year after going 5-3 with a 2.33 ERA, 129 strikeouts and 27 walks in 85.0 innings across 20 starts for Fredericksburg in his first professional season...From his debut on May 1 through the end of the season, Sykora led all Minor League pitchers (min. 85.0 IP) with a .168 opponent's batting average and 5.29 hits per 9.0 innings, while he ranked among them in strikeouts per 9.0 innings (2nd, 13.66) and WHIP (3rd, 0.91)...His 129 strikeouts paced all of Single-A and ranked fourth among Nationals Minor Leaguers, despite his later start...Was named to the All-MLB Prospect 1st team. **2023:** Rated as Washington's No. 11 prospect by both *MLB Pipeline.com* and *Baseball America*. **HIGH SCHOOL:** Went 7-0 with a 0.84 ERA and 108 strikeouts in 58.0 innings pitched in his senior season...Was a Baseball America High School All-American...Was rated by Perfect Game as the top right-handed pitching prospect and the No. 2 high school prospect in the state of Texas. **SIGNED BY:** Kevin Ham

YEAR	CLUB	W	L	ERA	G	GS	CG	SHO	SV	IP	H	R	ER	HR	BB	SO	SO/9	WP	BK	AVG
2023																				
2024	Fredericksburg	5	3	2.33	20	20	0	0	0	85.0	50	27	22	2	2	129	13.66	3	4	.168
	MINORS TOTALS	5	3	2.33	20	20	0	0	0	85.0	50	27	22	2	2	129	13.66	3	4	.168

TAVARES, CARLOS — 1B/OF

OD AGE: 19 HT: 6'2" WT: 190 BATS: L THROWS: L BORN: 9/17/05, New York, N.Y.  
OBTAINED: Signed as a non-drafted free agent, Jan. 15, 2023.  
CAREER NOTES: 2024: Reached base safely in a team-best 15 straight games in the FCL from May 8-June 13...He slashed .364/.466/.545 with five doubles, a home run, 12 RBI, 11 walks and five runs scored during the streak. SIGNED BY: Bolivar Pelletier

YEAR	CLUB	AVG	G	AB	R	H	TB	2B	3B	HR	RBI	SH	SF	HP	BB	SO	SB	CS	OBP	SLG	OPS	E
2023	DSL Nationals	.256	46	125	8	32	41	4	1	1	20	0	3	3	20	34	3	1	.364	.328	.692	6
2024	FCL Nationals	.276	30	87	15	24	40	13	0	1	18	0	5	0	23	22	0	0	.409	.460	.869	4
MINORS TOTALS		.264	76	212	23	56	81	17	1	2	38	0	8	3	43	56	3	1	.383	.382	.765	10

TAVAREZ, FELDI — C

OD AGE: 18 HT: 6'0" WT: 203 BATS: R THROWS: R BORN: 12/20/06 Peravia, DOM  
OBTAINED: Signed as a non-drafted free agent, Jan. 15, 2024.  
CAREER NOTES: 2024: Hit .329 (23-for-70) with four doubles, four home runs, 14 RBI, 12 walks and 11 runs scored over his last 20 games of the season. SIGNED BY: Bolivar Pelletier

YEAR	CLUB	AVG	G	AB	R	H	TB	2B	3B	HR	RBI	SAC	SF	HP	BB	SO	SB	CS	OBP	SLG	OPS	E
2024	DSL Nationals	.234	40	137	17	32	50	6	0	4	21	2	0	0	18	26	9	4	.323	.365	.688	3
MINORS TOTALS		.234	40	137	17	32	50	6	0	4	21	2	0	0	18	26	9	4	.323	.365	.688	3

TEJEDA, DASHYLL — OF

OD AGE: 19 HT: 6'0" WT: 170 BATS: R THROWS: R BORN: 3/16/06, Santo Domingo, DOM  
OBTAINED: Signed as a non-drafted free agent, April 14, 2023.  
CAREER NOTES: 2024: Led the Dominican Summer League with 46 stolen bases...He reached base safely in 21 straight games from June 8-July 22, hitting .357 (25-for-70) with five doubles, two triples, two homers, nine RBI, 16 walks, 26 stolen bases and 23 runs scored in that span. SIGNED BY: Bolivar Pelletier

YEAR	CLUB	AVG	G	AB	R	H	TB	2B	3B	HR	RBI	SH	SF	HP	BB	SO	SB	CS	OBP	SLG	OPS	E
2023	DSL Nationals	.139	38	79	17	11	13	2	0	0	3	0	0	3	14	26	12	3	.292	.165	.457	1
2024	DSL Nationals	.304	38	125	31	38	57	7	3	2	19	0	1	9	20	25	46	8	.432	.456	.888	2
MINORS TOTALS		.240	76	204	48	49	70	9	3	2	22	0	1	12	34	51	58	11	.378	.343	.721	3

TEJEDA, YOEL — RHP

OD AGE: 21 HT: 6'8" WT: 217 BATS: S THROWS: R BORN: 7/8/03 Miami, Fla. SCHOOL: Florida State University  
OBTAINED: Selected in the 14th round of the 2024 First-Year Player Draft.  
CAREER NOTES: COLLEGE: Pitched one season for Florida State and went 1-2 with a 5.03 ERA in 12 games, making one start...He struck out 15 in 19.2 innings of work. SIGNED BY: Alex Morales

YEAR	CLUB	W	L	ERA	G	GS	CG	SHO	SV	IP	H	R	ER	HR	HB	BB	SO	SO/9	WP	BK	AVG
2024	DID NOT PLAY / Signed Late																				
MINORS TOTALS																					

TEPPER, MIKEY — RHP

OD AGE: 22 HT: 6'1" WT: 232 BATS: L THROWS: R BORN: 6/2/02 Phoenix, Ariz. SCHOOL: Liberty (Va.) University  
OBTAINED: Selected in the 15th round of the 2023 First-Year Player Draft.  
CAREER NOTES: 2024: Started season with Single-A Fredericksburg and pitched to a 2.04 ERA (4 ER/17.2 IP) over six appearances before missing time with injury...Appeared in five games as part of a rehab assignment with the FCL Nationals...Made four more starts at Single-A before his promotion to High-A Wilmington on Aug. 20. COLLEGE: Struck out 78 batters and allowed just two home runs over 65.1 innings during his only season at Liberty...Transferred from Mississippi State after two seasons. SIGNED BY: Bobby Myrick

YEAR	CLUB	W	L	ERA	G	GS	CG	SHO	SV	IP	H	R	ER	HR	HB	BB	SO	SO/9	WP	BK	AVG
2023	FCL Nationals	0	0	2.25	3	0	0	0	0	4.0	1	1	1	0	0	3	5	11.25	0	0	.077
	Fredericksburg	0	2	13.50	4	3	0	0	0	9.1	14	15	14	0	2	7	10	9.64	1	0	.341
2024	FCL Nationals	1	0	4.32	5	0	0	0	0	8.1	7	6	4	0	2	5	10	10.80	3	0	.226
	Fredericksburg	1	1	3.42	10	1	0	0	0	26.1	15	10	10	1	2	14	32	10.94	3	0	.161
	Wilmington	0	1	4.50	4	4	0	0	0	14.0	18	10	7	0	0	8	13	8.36	0	0	.316
MINORS TOTALS		2	4	5.23	26	8	0	0	0	62.0	55	42	36	1	6	37	70	10.16	7	0	.234

THOMAS, JHOAN — RHP

OD AGE: 18 HT: 6'3" WT: 185 BATS: R THROWS: R BORN: 11/16/06 Santo Domingo, DOM  
OBTAINED: Signed as a non-drafted free agent, Jan. 15, 2024.  
CAREER NOTES: 2024: Posted a 2.00 ERA (4 ER/18.0 IP) over his first five appearances. SIGNED BY: Bolivar Pelletier

YEAR	CLUB	W	L	ERA	G	GS	CG	SHO	SV	IP	H	R	ER	HR	HB	BB	SO	SO/9	WP	BK	AVG
2024	DSL Nationals	1	1	3.86	11	3	0	0	0	30.1	23	19	13	0	3	25	30	8.90	10	4	.213
MINORS TOTALS		1	1	3.86	11	3	0	0	0	30.1	23	19	13	0	3	25	30	8.90	10	4	.213

THOMAS, JOHNATHAN — OF

OD AGE: 25 HT: 5'7" WT: 175 BATS: R THROWS: R BORN: 3/1/00 Fresno, Texas SCHOOL: Texas Southern University  
OBTAINED: Selected in the 19th round of the 2022 First-Year Player Draft.  
CAREER NOTES: 2025: Enters the season as the "Fastest Baserunner" in the system, according to Baseball America. 2024: Entered the season as the "Fastest Baserunner" in the system, according to Baseball America. 2023: Named Baserunner of the Year in Washington's Minor League system...Ranked fifth in all of Minor League Baseball with 65 stolen bases, second among all Single-A players...His career-high 65 stolen bases were the most by a Nationals Minor Leaguer since the 2014 season...COLLEGE: Led the nation with 62 stolen bases in 2022...Slashed .345/.442/.610 with 68 runs scored, 30 extra-base hits and 42 RBI as a junior in 2022 after transferring from Houston...Became the highest-drafted player out of Texas Southern since Prince Cousinard (7th round) in 1983. SIGNED BY: Kevin Ham

YEAR	CLUB	AVG	G	AB	R	H	TB	2B	3B	HR	RBI	SH	SF	HP	BB	SO	SB	CS	OBP	SLG	OPS	E
2022	FCL Nationals	.143	5	14	2	2	2	0	0	0	1	0	0	0	1	3	0	0	.200	.143	.343	0
2023	Fredericksburg	.226	96	323	61	73	96	11	0	4	30	2	2	23	35	93	65	12	.342	.297	.639	1
2024	Wilmington	.191	85	236	24	45	61	8	4	0	17	6	1	11	15	89	23	7	.270	.258	.528	3
MINORS TOTALS		.209	186	573	87	120	159	19	4	4	48	8	3	34	51	185	88	19	.310	.277	.587	4



TOLMAN, ERIK — LHP

OD AGE: 25 HT: 6'2" WT: 196 BATS: L THROWS: L BORN: 6/3/99 Irvine, Calif. SCHOOL: Arizona State University  
OBTAINED: Selected in the 14th round of the 2021 First-Year Player Draft.  
CAREER NOTES: 2023: Made nine starts between the FCL Nationals and Single-A Fredericksburg, not allowing a run in four of those outings. 2021: Participated in Instructional League following the season. COLLEGE: Pitched to a 3.29 ERA (29 ER/79.1 IP) across three seasons at Arizona State...Struck out 93 batters, allowed just two home runs and limited opposing hitters to a .191 batting average. SIGNED BY: Mitch Sokol

YEAR	CLUB	W	L	ERA	G	GS	CG	SHO	SV	IP	H	R	ER	HR	HB	BB	SO	SO/9	WP	BK	AVG						
2021										DID NOT PITCH																	
2022										DID NOT PITCH																	
2023	FCL Nationals	0	1	1.13	3	3	0	0	0	8.0	5	2	1	0	1	6	8	9.00	1	0	.185						
	Fredericksburg	0	2	3.15	6	6	0	0	0	20.0	18	8	7	0	1	7	17	7.65	0	0	.234						
2024										DID NOT PITCH / Injured																	
MINORS TOTALS		0	3	2.57	9	9	0	0	0	28.0	23	10	8	0	2	13	25	8.04	1	0	.221						

TORRELLES, YAIKER — RHP

OD AGE: 18 HT: 5'11" WT: 187 BATS: R THROWS: R BORN: 2/20/07 Acarigua, VEN  
OBTAINED: Signed as a non-drafted free agent, Aug. 28, 2024.  
CAREER NOTES: ---

YEAR	CLUB	W	L	ERA	G	GS	CG	SHO	SV	IP	H	R	ER	HR	HB	BB	SO	SO/9	WP	BK	AVG						
2024										DID NOT PITCH																	
MINORS TOTALS																											

TUSEN, ADRIAN — INF

OD AGE: 17 HT: 6'1" WT: 140 BATS: S THROWS: R BORN: 10/8/07 San Pedro de Macoris, DOM  
OBTAINED: Signed as a non-drafted free agent on Jan. 15, 2025.  
CAREER NOTES: 2025: --- SIGNED BY: Virgilio De Leon

YEAR	CLUB	AVG	G	AB	R	H	TB	2B	3B	HR	RBI	SAC	SF	HP	BB	SO	SB	CS	OBP	SLG	OPS	E
2024																						
MINORS TOTALS																						

VAQUERO, CRISTHIAN — CF

OD AGE: 20 HT: 6'3" WT: 203 BATS: S THROWS: R BORN: 9/13/04 Havana, Cuba  
OBTAINED: Signed as a non-drafted free agent, Jan. 15, 2022.  
CAREER NOTES: 2025: Entered the season ranked the No. 27 (MLBPipeline.com) and No. 28 prospect (Baseball America). 2024: Entered the season rated by Baseball America as Washington's No. 8 prospect and by MLBPipeline.com as the No. 9 prospect...Spent the season with Single-A Fredericksburg and set career highs in most categories...Hit .270 (20-for-74) over his last 22 games. 2023: Entered the season rated by Baseball America as Washington's No. 6 prospect and by MLBPipeline.com as Washington's No. 7 prospect...Promoted to Single-A Fredericksburg after hitting in 21 of his last 28 games (.312/.449/.430 over 93 at-bats) with the FCL Nationals. 2022: Entered the season as Washington's No. 5 prospect per MLBPipeline.com...Was the No. 1 prospect in the 2022 International Class, per Baseball America...Was the No. 2 prospect in the class, per MLBPipeline.com. SIGNED BY: Johnny DiPuglia

YEAR	CLUB	AVG	G	AB	R	H	TB	2B	3B	HR	RBI	SH	SF	HP	BB	SO	SB	CS	OBP	SLG	OPS	E
2021												DID NOT PLAY / Signed Late										
2022	DSL Nationals	.256	55	176	33	45	60	4	4	1	22	1	2	3	33	38	17	7	.379	.341	.720	1
2023	FCL Nationals	.279	42	140	34	39	55	9	2	1	16	4	4	5	29	35	15	8	.410	.393	.803	3
	Fredericksburg	.197	16	66	10	13	19	1	1	1	9	0	0	0	12	18	7	0	.321	.288	.609	1
2024	Fredericksburg	.190	103	347	51	66	105	16	4	5	32	2	2	11	39	137	29	6	.291	.303	.594	5
MINORS TOTALS		.224	216	729	128	163	239	30	11	8	79	7	8	19	113	228	68	21	.339	.328	.667	10

VARGAS, ENSAIDER — INF

OD AGE: 17 HT: 6'2" WT: 162 BATS: R THROWS: R BORN: 11/1/07 Azua, DOM  
OBTAINED: Signed as a non-drafted free agent on Jan. 15, 2025.  
CAREER NOTES: 2025: --- SIGNED BY: Bolivar Pelletier

YEAR	CLUB	AVG	G	AB	R	H	TB	2B	3B	HR	RBI	SAC	SF	HP	BB	SO	SB	CS	OBP	SLG	OPS	E
2024																						
MINORS TOTALS																						

VASQUEZ, SAMUEL — RHP

OD AGE: 25 HT: 6'3" WT: 234 BATS: R THROWS: R BORN: 9/20/99 Bonao, DOM  
OBTAINED: Selected in the Minor League Rule 5 Draft, Dec. 6, 2023.  
CAREER NOTES: 2024: Spent most of the year with Single-A Fredericksburg until he was promoted to High-A Wilmington on Aug. 20...Finished the year going 3-2 with a 2.95 ERA (7 ER/21.1 IP) and 22 strikeouts over his last 19 games between the two levels. 2023: Set career highs in nearly every statistical category at Single-A Lynchburg...From July 7-end of season, he posted a 3.12 ERA and a .206 opponents batting average. 2022: Assigned to Single-A Lynchburg, where he worked strictly as a reliever...Had a 2.70 ERA and 10 strikeouts in his last eight outings (10.0 IP).

YEAR	CLUB	W	L	ERA	G	GS	CG	SHO	SV	IP	H	R	ER	HR	HB	BB	SO	SO/9	WP	BK	AVG						
2018	DSL Indians	2	4	5.88	12	12	0	0	0	41.1	51	34	27	1	3	21	34	7.40	8	2	.298						
2019	AZL Indians	2	3	4.21	11	5	0	0	1	36.1	24	19	17	2	3	21	30	7.43	4	0	.190						
2020										DID NOT PITCH																	
2021	ACL Indians	0	4	8.33	12	7	0	0	0	27.0	33	31	25	3	5	23	22	7.33	6	0	.324						
2022	Lynchburg	1	2	9.55	19	0	0	0	1	21.2	31	24	23	3	2	20	23	9.55	11	1	.330						
2023	Lynchburg	2	5	4.50	35	0	0	0	5	42.0	35	29	21	2	1	25	47	10.07	8	5	.219						
2024	Fredericksburg	6	2	3.61	36	0	0	0	6	47.1	38	25	19	3	3	38	42	7.99	7	2	.222						
	Wilmington	0	0	7.50	6	0	0	0	0	6.0	8	5	5	1	0	3	11	16.50	0	0	.308						
MINORS TOTALS		13	20	5.56	131	24	0	0	13	221.2	220	167	137	15	17	151	209	8.49	44	10	.259						

VERA, ALEJANDRO — LHP

OD AGE: 19 HT: 6'1" WT: 192 BATS: L THROWS: L BORN: 12/31/05 Maracaibo, VEN  
OBTAINED: Signed as a non-drafted free agent, Jan. 15, 2024.  
CAREER NOTES: SIGNED BY: Ronald Morillo

YEAR	CLUB	W	L	ERA	G	GS	CG	SHO	SV	IP	H	R	ER	HR	HB	BB	SO	SO/9	WP	BK	AVG
2024	DSL Nationals	1	2	8.88	11	8	0	0	0	25.1	25	26	25	1	5	39	22	7.82	13	1	.272
MINORS TOTALS		1	2	8.88	11	8	0	0	0	25.1	25	26	25	1	5	39	22	7.82	13	1	.272

WEIGEL, PATRICK — RHP

OD AGE: 30 HT: 6'6" WT: 263 BATS: R THROWS: R BORN: 7/8/94 Thousand Oaks, Calif. SCHOOL: Univ. of Houston  
OBTAINED: Signed as a minor league free agent on Dec. 6, 2024...Drafted by the Atlanta Braves in the seventh round of the 2015 MLB Draft and signed.  
CAREER NOTES: 2024: Featured more as a back-end reliever, and picked up a career-high 10 saves. 2023: Did not play. 2022: Appeared in a career-high 53 games. 2021: Made 36 appearances (one start) for Triple-A Nashville in the Milwaukee Brewers organization...Also made three relief appearances for Milwaukee...Was traded from Atlanta to Milwaukee, along with RHP Chad Sobotka, in exchange for SS Orlando Arcia on Apr. 6. 2020: Made his major-league debut on September 4, in the second game of a doubleheader against Washington...Tossed 0.2 innings and allowed two earned runs while issuing three walks...Came up through the Braves' system after being selected by Atlanta in the seventh round of the 2015 Amateur draft. 2019: Was recalled to Atlanta three times, but never appeared in a game...Was with the Braves for the first time from 7/19-21, before subsequent recalls from 8/9-13 and on 9/30...Made 28 total appearances between Double-A Mississippi and Triple-A Gwinnett in his first full season since undergoing "Tommy John" surgery in June of 2017...Combined to go 6-2 with a 2.73 ERA (24 ER/79.0 IP) in 28 games between the two clubs, including 18 starts...Struck out 71 and allowed just 50 hits...Opened the season with Mississippi and went 0-1 with a 1.72 ERA (3 ER/15.2 IP) in seven starts before transferring to the Stripes on 5/13...Made 21 total appearances and 11 starts for the Gwinnett, going 6-1 with a 2.98 ERA (21 ER/63.1 IP)...Was named by the organization as Gwinnett's Pitcher of the Month for July after going 4-0 with a 1.86 ERA (4 ER/19.1 IP) in six total games...In 18 starts between the two clubs, went 3-2 with a 3.20 ERA (21 ER/59.0 IP) and a 1.322 WHIP...In 10 relief appearances, was 3-0 with a 1.35 ERA (3 ER/20.0 IP) and a 0.650 WHIP. 2018: Placed on Gwinnett's disabled list on 4/6 and missed the majority of the season while recovering from "Tommy John" surgery, performed on 6/27/17...Made just four rehabilitation appearances (three starts) with the GCL Braves, and tossed 4.0 scoreless innings with two hits and six strikeouts...Atlanta selected his contract on 11/20...Entered the season tabbed by Baseball America as Atlanta's No. 16 prospect and by MLB.com as No. 17. 2017: Made 15 starts on the season between Double-A Mississippi and Triple-A Gwinnett, going 6-2 with a 4.14 ERA (36 ER/78.1 IP) and 68 strikeouts...Was placed on the 7-day disabled list on 6/20 (right elbow strain) and missed the remainder of the season...Underwent "Tommy John" surgery on 6/27, performed by Dr. James Andrews in Pensacola, FL. 2016: Named Atlanta's minor league Pitcher of the Year after going 11-6 with a 2.47 ERA (41 ER/149.2 IP)...Split his second professional season between Single-A Rome and Double-A Mississippi...His 11 wins, 149.2 innings and 152 strikeouts each ranked second among all Braves minor leaguers...Named to the mid-season South Atlantic League All-Star game and earned MiLB.com Organization All-Star honors...Led the Rome staff in wins, starter's ERA, and strikeouts despite receiving a promotion to Double-A Mississippi on 8/20. COLLEGE: Attended Oxnard College (CA), University of the Pacific (Stockton, CA) and the University of Houston...Was originally selected by Milwaukee in the 22nd round of the 2014 MLB First-Year Player Draft, but did not sign.

YEAR	CLUB	W	L	ERA	G	GS	CG	SHO	SV	IP	H	R	ER	HR	HB	BB	SO	SO/9	WP	BK	AVG
2015	Danville	0	3	4.53	14	14	0	0	0	51.2	53	35	26	2	4	26	49	8.54	3	0	.256
2016	Rome	10	4	2.51	22	21	1	1	0	129.0	92	44	36	7	13	47	135	9.42	8	1	.203
2017	Mississippi	1	2	2.18	3	3	0	0	0	20.2	9	6	5	2	4	8	17	7.40	3	0	.132
	Mississippi	3	0	2.89	7	7	0	0	0	37.1	32	13	12	2	2	11	38	9.16	0	0	.234
2018	Gwinnett	3	2	5.27	8	8	0	0	0	41.0	42	24	24	5	4	17	30	6.59	1	0	.269
	GCL Braves	0	0	0.00	4	3	0	0	0	4.0	2	0	0	0	0	0	6	13.50	0	0	.167
2019	Mississippi	0	1	1.72	7	7	0	0	0	15.2	8	4	3	0	2	9	16	9.19	2	1	.145
	Gwinnett	6	1	2.98	21	11	0	0	0	63.1	42	24	21	9	7	32	55	7.82	2	0	.194
2020	Atlanta	0	0	27.00	1	0	0	0	0	0.2	2	2	2	0	0	3	0	0.00	1	0	.667
2021	Milwaukee	0	0	4.50	3	0	0	0	0	4.0	4	2	2	1	1	4	9	20.25	1	0	.250
	Nashville	2	1	7.27	36	1	0	0	2	43.1	47	40	35	6	3	38	48	9.97	9	0	.275
2022	Tacoma	3	5	4.21	53	1	0	0	1	62.0	50	32	29	6	9	38	63	9.15	3	1	.222
2023 DID NOT PLAY																					
2024	Chattanooga	1	3	0.90	19	0	0	0	10	20.0	15	6	2	0	3	9	24	10.80	1	0	.208
	Louisville	0	2	18.00	2	0	0	0	0	2.0	5	5	4	0	0	3	1	4.50	0	0	.455
MINORS TOTALS		29	24	3.62	196	76	1	1	13	490.0	397	233	197	39	51	238	482	8.85	32	3	.223
MAJORS TOTALS		0	0	7.71	4	0	0	0	0	4.2	6	4	4	1	1	7	9	17.36	2	0	.316

WHITE, T.J. (TREYLEN) — 1B/OF

OD AGE: 21 HT: 6'2" WT: 228 BATS: S THROWS: R BORN: 7/23/03 Spartanburg, S.C. SCHOOL: Dorman (S.C.) High School  
OBTAINED: Selected in the fifth round of the 2021 First-Year Player Draft.

CAREER NOTES: 2024: Entered the season rated by Baseball America as Washington's No. 28 prospect and by MLB Pipeline.com as the No. 30 prospect...Played in a career-high 111 games at High-A Wilmington...Recorded hits in 11 straight games from June 27-July 10...Hit .415 (17-for-41) with six multi-hit efforts, six extra-base hits (3 2B, 3 HR), nine RBI, three walks and six runs scored during the streak. 2023: Had three hitting streaks of at least four games in 77 games at High-A Wilmington...Entered the season rated by Baseball America and MLB Pipeline.com as Washington's No. 10 prospect. 2022: Entered the season as Washington's No. 27 prospect per MLB Pipeline.com...Hit over .300 in April (.302), June (.337) and August (.309). 2021: Participated in Instructional League following the season. HIGH SCHOOL: Hit .505 (46-for-91) with nine doubles, one triple, eight home runs, 37 RBI, 17 stolen bases, 35 walks and 29 runs scored during his senior season...Was rated by Perfect Game as the No. 4 high school player (No. 2 outfielder) in the state of South Carolina. SIGNED BY: Eric Robinson

YEAR	CLUB	AVG	G	AB	R	H	TB	2B	3B	HR	RBI	SH	SF	HP	BB	SO	SB	CS	OBP	SLG	OPS	E
2021	FCL Nationals	.283	15	53	11	15	29	2	0	4	12	0	0	1	5	14	1	0	.356	.547	.903	0
2022	Fredericksburg	.258	92	329	55	85	142	20	2	11	52	0	2	5	44	104	8	1	.353	.432	.785	9
2023	Wilmington	.170	77	247	23	42	69	5	2	6	25	0	1	2	35	104	0	2	.277	.279	.556	13
2024	Wilmington	.202	111	371	43	75	135	14	2	14	49	0	4	2	48	133	4	0	.294	.364	.658	4
MINORS TOTALS		.217	295	1000	132	217	375	41	6	35	138	0	7	10	132	355	13	3	.312	.375	.687	26

WILLIAMS, DONTA' — OF

OD AGE: 25		HT: 5'8"		WT: 191		BATS: L		THROWS: L		BORN: 6/30/99 Las Vegas, Nevada		SCHOOL: Univ. of Arizona										
OBTAINED: Signed as a minor league free agent on Jan. 6, 2025...Originally selected by the Orioles in the fourth round of the 2021 MLB Draft.																						
CAREER NOTES: 2024: Played 56 games across two levels (Double-A and Triple-A). 2023: Had a career year, setting personal bests in games played (103), at bats (335), hits (65), doubles (17), RBI (44), HR (8) and stolen bases (23). 2022: Stole a career-high 23 bags. 2021: Made his professional debut with the FCL Orioles and Delmarva Shorebirds.																						
YEAR	CLUB	AVG	G	AB	R	H	TB	2B	3B	HR	RBI	SAC	SF	HP	BB	SO	SB	CS	OBP	SLG	OPS	E
2021	FCL Orioles	.500	4	6	2	3	3	0	0	0	2	0	0	0	1	1	0	0	.571	.500	1.071	0
	FCL Orioles	.000	2	3	1	0	0	0	0	0	0	0	0	0	2	0	0	0	.400	.000	.400	0
	Delmarva	.286	21	77	25	22	28	4	1	0	9	0	1	1	20	16	5	1	.434	.364	.798	2
2022	Aberdeen	.222	86	284	48	63	97	14	4	4	42	0	3	6	51	85	23	5	.349	.342	.691	4
	Bowie	.250	3	8	3	2	6	1	0	1	3	0	1	0	4	2	0	0	.462	.750	1.212	0
2023	Bowie	.194	103	335	50	65	108	17	1	8	44	1	3	11	57	115	23	11	.328	.322	.650	3
2024	Bowie	.218	50	147	18	32	42	8	1	0	9	0	0	1	29	42	10	7	.350	.286	.636	5
	Norfolk	.211	6	19	3	4	4	0	0	0	1	0	0	0	2	4	0	0	.286	.211	.497	0
MINORS TOTALS		.217	275	879	150	191	288	44	7	13	110	1	8	19	166	265	61	24	.351	.328	.679	14

WITT, PAUL — INF

OD AGE: 27		HT: 5'11"	WT: 208	BATS: R	THROWS: R	BORN: 10/29/97 Harpers Ferry, WV.										SCHOOL: Virginia Commonwealth University									
OBTAINED: Signed as a non-drafted free agent, July 30, 2020.																									
CAREER NOTES: 2024: Spent majority of the season with Double-A Harrisburg...Posted a nine-game hitting streak to end the season...Hit .294 (10-for-34) with three doubles, a home run, three RBI, a walk and three runs scored during the streak. 2023: Hit .333/.406/.643 with eight doubles, six home runs, and 16 RBI in 23 games from April 19-June 7 while at Single-A Fredericksburg...Participated in the World Baseball Classic with Team Israel before the season. 2022: Combined to hit .286 with eight doubles, one triple, three home runs and 17 RBI across three levels. COLLEGE: Hit .326 (234-for-718) over four seasons at VCU...Named to the Atlantic 10 All-Conference First Team at second base his junior year. SIGNED BY: Bobby Myrick																									
YEAR	CLUB	AVG	G	AB	R	H	TB	2B	3B	HR	RBI	SH	SF	HP	BB	SO	SB	CS	OBP	SLG	OPS	E			
2020		DID NOT PLAY																							
2021	Fredericksburg	.145	18	55	6	8	10	2	0	0	5	0	2	1	7	10	0	0	.246	.182	.428	4			
	Wilmington	.132	17	53	2	7	9	2	0	0	2	0	0	0	0	10	1	0	.132	.170	.302	3			
2022	FCL Nationals	.295	21	61	9	18	27	4	1	1	10	2	0	3	9	14	0	0	.411	.443	.854	1			
	Fredericksburg	.267	6	15	3	4	9	2	0	1	3	0	0	2	3	5	0	0	.450	.600	1.050	2			
2023	Fredericksburg	.276	10	29	5	8	13	2	0	1	4	0	0	1	1	8	0	0	.323	.448	.771	2			
	Fredericksburg	.221	60	217	35	48	91	11	1	10	29	0	1	2	20	40	1	1	.292	.419	.711	1			
2024	Rochester	.222	8	18	1	4	6	2	0	0	2	0	2	1	2	7	0	0	.304	.333	.637	0			
	Wilmington	.190	19	63	8	12	20	5	0	1	4	0	1	2	9	17	0	0	.307	.317	.624	1			
	Harrisburg	.201	48	169	16	34	67	9	0	8	25	2	1	1	8	44	0	0	.240	.396	.636	5			
MINORS TOTALS		.210	208	680	85	143	252	39	2	22	84	4	7	13	59	155	2	1	.283	.371	.654	19			

YANKOSKY, TYLER — RHP

OD AGE: 26		HT: 6'6"		WT: 225		BATS: L		THROWS: R		BORN: 5/28/98 Wilkes-Barre, Pa.				SCHOOL: Millersville University (Pa.)							
OBTAINED: Selected in the 19th round of the 2019 First-Year Player Draft.																					
CAREER NOTES: 2023: Held opponents scoreless in 11 of his 17 outings over two levels and in five of his seven games with Fredericksburg. 2022: Allowed just six earned runs in 20 appearances (30.1IP)...Never allowed more than one run in any game...Worked 12 scoreless appearances. 2019: Made 15 appearances out of the bullpen for short-season Single-A Auburn following the 2019 First-Year Player Draft. COLLEGE: Recorded a 2.67 ERA (10 ER/33.2 IP) with 43 strikeouts while posting a .179 opponents' batting average...Moved from the starting rotation to the bullpen in 2019, earning All-PSAC East Team recognition, and was named All-Atlantic Region First Team D2CCA and ABCA...Landed on the NCBWA All-Region Second Team...First Marauder reliever since 2014 to be named All-Region and only the fourth all-time...Ranked second in the PSAC with five saves. SIGNED BY: Bobby Myrick																					
YEAR	CLUB	W	L	ERA	G	GS	CG	SHO	SV	IP	H	R	ER	HR	HB	BB	SO	SO/9	WP	BK	AVG
2019	Auburn	2	3	5.82	15	0	0	0	1	21.1	22	16	14	0	0	14	11	4.57	3	0	.262
DID NOT PITCH																					
2021	Fredericksburg	2	0	3.13	17	0	0	0	1	23.0	22	15	8	1	2	11	15	5.87	7	0	.229
	Wilmington	1	1	8.22	5	0	0	0	0	7.2	10	8	7	2	0	4	5	5.87	1	0	.333
2022	Wilmington	2	1	1.78	21	0	0	0	3	30.1	28	9	6	1	2	1	29	8.60	2	0	.241
2023	Fredericksburg	1	0	4.15	7	0	0	0	3	8.2	8	4	4	0	0	4	5	5.19	1	0	.258
	Wilmington	1	1	8.49	10	0	0	0	0	11.2	18	11	11	3	2	7	13	10.03	1	0	.360
DID NOT PITCH / Injured																					
2024																					
MINORS TOTALS		9	6	4.37	75	0	0	0	8	103.0	108	63	50	7	6	41	78	6.82	15	0	.265

YOUNG, LUKE — RHP

**OD AGE:** 23    **HT:** 6'3"    **WT:** 193    **BATS:** R    **THROWS:** R    **BORN:** 10/31/01 San Angelo, Texas    **SCHOOL:** Midland JC (Texas)

**OBTAINED:** Selected in the 11th round of the 2022 First-Year Player Draft.

**CAREER NOTES:** 2024: Spent the entire season with High-A Wilmington...Started the first 16 outings and worked out of the bullpen for the remaining 12...Posted a 2.53 ERA (6 ER/21.1 IP) over those 12 appearances. 2023: Led the club and ranked third in Washington's system with 107 strikeouts...Took home Carolina League Player of the Week honors (Aug. 28-Sept. 3) after striking out nine and allowing just two hits and two walks on Sept. 2 vs. Lynchburg. **COLLEGE:** Posted a 9-4 mark with a 3.95 ERA (35 ER/79.2 IP) with 27 walks and 110 strikeouts during the 2022 season...Paced the team in innings, wins (tied), ERA, strikeouts and strikeouts per 9.0 innings pitched. **SIGNED BY:** Cody Staab

YEAR	CLUB	W	L	ERA	G	GS	CG	SHO	SV	IP	H	R	ER	HR	HB	BB	SO	SO/9	WP	BK	AVG
2022		DID NOT PITCH / Signed Late																			
2023	Fredericksburg	4	4	4.40	26	15	0	0	1	94.0	90	55	46	15	7	39	107	10.24	6	1	.254
2024	Wilmington	4	11	4.58	28	16	0	0	1	98.1	98	56	50	15	7	31	73	6.68	4	0	.266
<b>MINORS TOTALS</b>		8	15	4.49	54	31	0	0	2	192.1	188	111	96	30	14	70	180	8.42	10	1	.260



**MEDIA**

**MGM**  
NATIONAL HARBOR

**MGM**  
NATIONAL HARBOR

**nationals.com**

**MGM**  
NATIONAL HARBOR



**MGM**  
NATIONAL HARBOR

**MGM**  
NATIONAL HARBOR




## NATIONALS COMMUNICATIONS STAFF



### VALERIE TODRYK KREBS

Vice President | Communications  
Office: 202.640.7066  
Cell: 608.206.0275  
Valerie.Krebs@nationals.com



### ERICA GEORGE

Director | Communications  
Office: 202.640.7093  
Cell: 305.467.3633  
Erica.George@nationals.com



### NICK GROSSMAN

Manager | Communications  
Office: 202.640.7311  
Cell: 804.678.9999  
Nicholas.Grossman@nationals.com



### KYLE BROSTOWITZ

Senior Director | Communications  
Office: 202.640.7439  
Cell: 202.281.5136  
Kyle.Brostowitz@nationals.com



### DANIEL KURISH

Manager | Communications  
Office: 202.640.7099  
Cell: 480.385.8880  
Daniel.Kurish@nationals.com

## NATIONALS MEDIA INFORMATION

### OVERVIEW

- Please use this document as a guide to covering the Washington Nationals in 2025.
- Additionally, please see the 2025 MLB Club Media Regulations for information.

**MEDIA THAT FAIL TO COMPLY WITH THE GUIDELINES IN THIS DOCUMENT AS WELL AS MLB'S CLUB-MEDIA REGULATIONS RISK HAVING THEIR CREDENTIALS REVOKED.**

### WIRELESS INTERNET

- NETWORK ID:** MLB-Press **PASSWORD:** Hom3Run!

### CREDENTIALS

- All daily credential requests must be submitted via the MLB credential system online at: <http://credentials.mlb.com>. Email requests will not be accepted.
- Credential requests must be made at least 24 hours in advance
- Baseball Writers Association of America (BBWAA) Cards, including gold cards, will be honored, provided that the Nationals are notified 24 hours before the game.
- The Washington Nationals Communications Department reserves the right to approve, deny or revoke media credentials as it sees fit, with or without explanation.
- Photographing and posting pictures of credentials on any social media outlet is strictly prohibited. Doing so may result in credentials being immediately revoked.

### CREDENTIAL PICKUP

- Media approved for **daily credentials** must pick them up at Media Will Call at the Home Plate Box Office.
- RSN broadcast crews and media with **season credentials** (MLB, BBWAA, Nationals Park) may enter through the 1st and N Street entrance (JOC) or the Media and Suites Entrance at the Home Plate Gate.
- The Media and Suites Entrance - including Media Will Call - will open **five hours** before first pitch. If you need to arrive prior to that, please enter through JOC.

### PRESS MATERIALS AND MEDIA GUIDES

- All game info - including the 2025 Media Guide - is posted to [NationalsPressBox.com](#).
- Hard copies of select materials will be printed and distributed in the press box.

### CLUBHOUSE ACCESS GUIDELINES

- Only media with approved credentials have access to Nationals Park, the field, press box and clubhouses. Access is denoted on the credential.
- Cameras are allowed in the Nationals' home clubhouse, but may only be used to film stand-ups at lockers, with the camera shooting from the chest/shoulders up.
- Absolutely no B-roll is to be taken in the clubhouse.
- Media members are **not permitted** to sit on the furniture (couches/locker chairs), store any bags or equipment in the clubhouse, go beyond any sign that reads "No Media Beyond This Point," or take photos **of any kind** with a cell phone or formal still camera.
- Cell phone use to make a call, send a text/email/social post is not permitted in the clubhouse.** If you need to do so, you must exit the clubhouse.
- The use of cell phones to record audio and video is permitted. Using cell phones to take still photos in the clubhouse is **prohibited**. Any person found taking still photos on their cell phone will be removed from the clubhouse and their credential may be revoked.

### STILL PHOTOGRAPHERS

- Still photographers must check in with Team Photographer [Amanda.Bowen@nationals.com](mailto:Amanda.Bowen@nationals.com) upon arriving at Nationals Park.
- The "Photo Room" is located in the service tunnel down the third base line across from the visiting team family room. It is the last door on the left labeled "Photo Room."
- Still photographer locations and rotations will be determined by Amanda Bowen.
- Still photography locations will be based upon the priority list provided by Major League Baseball.
- Still photography is never allowed in the clubhouse, press box, Terra Club, or PNC Diamond Club & Lounge.

# NATIONALS ON TELEVISION

## MASN

The television home of the Washington Nationals, MASN is an independent regional sports network that televises every available regular season Nationals game and provides extensive Grapefruit League coverage each season.

Owned by the Nationals and the Baltimore Orioles, MASN provides fans with exclusive access and expert analysis.

Bob Carpenter handles play-by-play responsibilities while Kevin Frandsen provides his unique insights and analysis throughout the season.

All of MASN's cable, satellite, fiber optic and streaming distributors carry MASN and MASN2 on consistent channels throughout the season and most provider subscribers can now watch Nationals Baseball on the MASN App.

MASN's television territory covers all or parts of six states and the District of Columbia, from Harrisburg, Pa., to Charlotte, N.C., including Maryland, Delaware, Virginia and West Virginia. The network is carried by most cable and satellite providers in the mid-Atlantic region. For more information, visit [www.MASNsports.com](http://www.MASNsports.com).



### BOB CARPENTER

Bob Carpenter is in his 20th season with MASN and the Nationals, and his 42nd season in Major League Baseball. After earning a Radio-TV-Film degree with honors from the University of Missouri-Kansas City in 1975, Carpenter began his broadcasting career in 1976 on radio baseball play-by-play with the Tulsa Oilers. Carpenter came to Washington in 2006 after 10 years on TV and radio with the St. Louis Cardinals and 16 seasons of MLB on ESPN. During the spring of 2017, Carpenter retired from calling college basketball games after 40 years, the last 15 with the University of Oklahoma, and many with ESPN and USA Network. He was inducted into the Oklahoma Broadcasters Association Hall of Fame in March 2017. A St. Louis native, Carpenter's MLB debut came in 1984 with Cardinals baseball on Sportstime Cable Network, and he returned in 1995 on KPLR-TV and KMOX Radio. Carpenter was nominated for four St. Louis/Mid-America Emmys, winning twice (1996 and 1997), and a National Capital/Chesapeake Bay Emmy in 2008 for his Nationals' play-by-play. Carpenter was also named co-D.C. Sportscaster of the Year in 2014 by the National Sportscasters and Sportswriters Association. Carpenter appeared on TV in the 1980s and 1990s, calling MLB games with the Rangers, Mets and Twins. He announced MLB, college basketball, and college football during 18 seasons of play-by-play with ESPN from 1988-2005, and, as a reporter, was in Denver and Phoenix for two MLB Expansion Drafts. Carpenter has broadcast baseball playoffs, five Triple-A All-Star Games, NCAA/NIT Basketball Tournaments and college football bowl games. His studio work includes "College Gameday" and "College Football Scoreboard" shows. Carpenter announced the 2005 NCAA Basketball Final Four in his hometown of St. Louis for NCAA International TV, one of the seven NCAA tournaments he has called. Before joining ESPN, Carpenter handled a variety of sports for USA Network, including professional soccer, college basketball and football, PGA Golf (including The Masters) and professional tennis (including the U.S. Open). Carpenter announced numerous soccer matches at RFK Stadium, starting as the TV voice of U.S. Soccer Team America in 1983, and worked several matches in D.C. during the 1994 FIFA World Cup. Bob and his wife of 44 years, Debbie, have two daughters, a son-in-law and two grandsons: Katie, Allison and Ryan, James, and Ben.



### KEVIN FRANDSEN

A member of Washington's 2014 National League East Division championship team, Kevin Frandsen joined MASN and the Nationals in 2022 after four seasons as a member of the Philadelphia Phillies radio broadcast team. He was hired by Philadelphia in 2018 and worked select road games on the Phillies Radio Network before his role expanded in 2019 to include the majority of the road schedule along with several home broadcasts. Since 2019, Frandsen has also hosted shows on MLB Network Radio, and from 2016 to 2019, worked on AM radio in the San Francisco Bay area. He co-hosted "KNBR Tonight" on KNBR 680 AM and, prior to that, spent one year as co-host for KNBR 1050 AM's morning drive show, "The Audible." Frandsen played nine Major League seasons with the San Francisco Giants (2006-09, 2015), Los Angeles Angels (2010), Philadelphia Phillies (2012-13) and Washington Nationals (2014). A versatile defender and utility player, he saw action at second base, third base, first base, outfield, shortstop and designated hitter during his Major League career. Frandsen is a native of San Jose, Calif. and was selected in the 12th round of the 2004 First-Year Player Draft out of San Jose State University where he set the program's all-time record for career hits (246). Following the passing of his brother DJ in 2004, the Frandsen family started the 19 For Life Foundation, created to celebrate the gift that DJ Frandsen was to his family, friends and community. The 19 For Life Foundation is a lasting legacy to DJ's beliefs in giving back, making a difference, being a man for others and never giving up. Kevin and his wife Amanda live in Haddon Heights, N.J., with their daughter Tenley and son Daylen Jon ("DJ").


## NATIONALS ON TELEVISION



### DAN KOLKO

Dan Kolko returns for his 14th season covering the Nationals and 12th as part of the TV broadcast team, working a hybrid role hosting the “Nats Xtra” pre- and postgame shows, serving as on-field reporter and providing fill-in play-by-play. Kolko also has contributed interviews and content for the Nationals’ social media channels since joining the organization in 2021. He previously hosted Nats Xtra alongside analyst Bo Porter, where the two covered the Nationals’ World Series Championship season in 2019. Kolko served as on-field reporter on MASN’s game broadcasts from 2014-18, and as the team’s beat writer for MASNsports.com from 2012-14. He spent part of the lead-up to the abbreviated 2020 season hosting various social media recaps of the Nationals’ 2019 Postseason run along with General Manager Mike Rizzo and Ryan Zimmerman. Kolko and Zimmerman then teamed up to co-host a Game 7 Reunion on Zoom, with nearly two-dozen members of the World Series Championship team joining to re-watch the decisive game and raise money for Zimmerman’s “Pros for Heroes” Covid-19 relief fund. Kolko is also an MLB Network Radio host, a contributor to MLB Network as a Nationals correspondent, and he provides college basketball play-by-play for FOX Sports. He also earned experience working in television commercials when he served as the “host” in Toyota’s 2013 regional commercial spots involving Bryce Harper and Stephen Strasburg. Kolko previously covered the Baltimore Ravens for MASN from 2008-11, writing for the network’s website and providing on-air analysis for the Mid-Atlantic Sports Report. Prior to joining MASN, Kolko worked with Comcast SportsNet in a production role. A native of Silver Spring, MD., Kolko earned his Bachelor of Arts in Communication from the University of Delaware.

### SAVANNAH McCANN



Savannah McCann returns as a fill-in host for “Nats Xtra” pre-and-postgame and reporter on MASN for the third season. From dugout to airwaves, Savannah McCann has covered the Nationals since that magical run in 2019. Her work can be found on-air at 106.7 The Fan, online at Baseball America and as part of an article on display at the Baseball Hall of Fame. Starting as an intern at NBC Sports Washington while studying at American University, she quickly rose through the ranks to become a baseball coverage specialist. In 2021, she took her expertise to new heights, joining MLB.com’s team of talented reporters. McCann has covered 27 out of the 30 MLB teams and tentpole events such as the MLB Draft and All-Star weekend. Since late 2021, McCann has worked for Baseball America covering the minor leagues, while focusing on the Nationals’ farm system.



## NATIONALS ON THE RADIO

### 106.7 THE FAN

For the 15th consecutive season, 106.7 The Fan will serve as the official flagship radio station for Washington Nationals baseball. Audacy, Inc. owns and operates 106.7 The Fan, which broadcasts select Nationals Spring Training games, as well as all regular season and potential Postseason games. Charlie Slowes and Dave Jageler are back in the booth once again, marking their 18th consecutive season together as the Nationals' radio broadcast team. Slowes has been with the Nationals since the club's inaugural campaign in 2005, while Jageler joined him behind the mic in 2006.

106.7 The Fan will broadcast a variety of Nationals-related programs, including a weekly show from Spring Training, and pre- and post-game shows. The station will also operate a studio set at Nationals Park for pre- and post-game coverage, as well as special live broadcasts of its local sports talk shows. 106.7 The Fan broadcasts an exciting lineup of local sports talk shows including The Sports Junkies, BMitch & Finlay, and The Grant & Danny Show.



#### CHARLIE SLOWES

2025 marks Charlie Slowes' 21st season behind a Nationals' play-by-play microphone. Having called the first pitch in club history through Daniel Hudson's historic strikeout to secure the club's 2019 World Championship, Slowes has called some of the biggest moments in Nationals history. Slowes became the original voice of the Nationals on February 24, 2005, in time for the team's inaugural Spring Training. His trademark taglines— "BANG, ZOOM go the fireworks!" and "A Curly W is in the books!"—after Nationals victories soon became part of the Beltway baseball lexicon. Joined by long-time partner Jageler in 2006, Slowes is calling his 28th consecutive year of Major League Baseball and 33rd overall.

When baseball returned to Washington, DC in 2005, so did Slowes, after seven seasons as an original voice of the Tampa Bay Rays. Slowes' first came to the Nation's Capital in 1986, beginning an 11-year stint as the radio voice of the NBA's Washington Bullets. Slowes had previously called baseball for the New York Mets (1988 & 1991) on WFAN-AM, the Baltimore Orioles (1989-90) on WBAL-AM, and nationally for NBC-TV and CBS Radio. Slowes also called Triple-A baseball for the Tidewater Tides on radio and TV in 1986, 1988, 1991 and 1992. Slowes is among the many (starting with legendary Ford Frick Award-winner Vin Scully) to enter sports broadcasting after graduating from Fordham University in his native New York City and honed his skills on the airwaves of Fordham's 50,000-watt blowtorch, WFUV 90.7 FM. Not long after graduation, Slowes moved to St. Louis and KMOX Radio, where for three years he was exposed to Hall of Fame broadcasters, the late Jack Buck and Bob Costas. Slowes was involved in broadcasts of Cardinals baseball, Cardinals football, Blues hockey and play-by-play for St. Louis University basketball. He has also called boxing for ESPN, MISL soccer for the New York Arrows (1983), college basketball for the University of South Florida and has been a correspondent for MLB Network. Slowes called play-by-play for his third Washington pro sports team when he filled in for John Walton on Washington Capitals radio during the Caps run to their first Stanley Cup Championship in February of 2018. Charlie and his wife, Tina, have two adult sons, Jim and Alex, with homes in Alexandria, Va. and Palm Harbor, FL.



#### DAVE JAGELER

Dave Jageler enters his 20th season with the Nationals, teaming with Charlie Slowes since 2006 to form the longest-running radio play-by-play duo in the district. Jageler has been at the mic for the Nationals' historic run to the 2019 World Series championship, plus four NL East championships, three no-hitters and Max Scherzer's MLB record-tying 20-strikeout performance. In addition to his work with the Nationals, Jageler calls select MLB games on ESPN Radio. In 2020 and 2023, he was honored by the National Sports Media Association as Washington D.C.'s Sportscaster of the year. Jageler joined the Nationals after spending the 2005 campaign as the radio and TV voice of the Pawtucket Red Sox of the Triple-A International League. Prior to joining Pawtucket, he worked in Boston co-hosting an afternoon

talk show and serving in various capacities with the Boston Celtics radio network, including fill-in play-by-play. Jageler spent six years in Charlotte, N.C. as the voice of UNC-Charlotte basketball and co-hosting a morning drive talk show. While in Charlotte, he built his baseball resume with the Triple-A Charlotte Knights in the 1995, 1996 and 2001 seasons doing play-by-play. Jageler's voice was also heard in D.C., as he served as a host on the Virginia Tech Sports Network during the 1993-94 basketball season. He has also served as the studio host for Westwood One's NHL Game of the Week, the Florida State and Texas Longhorns football networks, and has done fill-in play-by-play for both the Seminoles and Longhorns. The Windsor, Conn. native is a graduate of Syracuse University's S.I. Newhouse School of Public Communications, where he began his play-by-play career broadcasting Syracuse football and basketball games on WAER, and baseball for the Triple-A Syracuse Chiefs on Time Warner Cable and the Empire Sports Network. Dave and his wife, Jennifer, have two children: Jared (25) and Sarah (21).



# NATIONALS ON SPANISH RADIO

## DC 87.7 FM AND LA PANTERA 100.7 FM/1220 AM

The Washington Nationals were thrilled to announce Costa Media as the official Spanish-language radio broadcast partner of the team on March 13, 2024 and an extension of their partnership through the 2027 season on January 14, 2025 . For every game this season, fans can tune in to DC 87.7 FM and La Pantera 100.7 FM/1220 AM for live Spanish-language broadcasts, with in-game play-by-play analysis, 15-minute pre- and post-game shows, in-depth organizational reporting, and player interviews. The radio broadcasts is also be available to MLB.TV subscribers with no blackout restrictions.

The Nationals Spanish-language radio broadcast team is made up of Luciano Rodríguez on the play-by-play and Gustavo Salazar providing color commentary.

### LUCIANO RODRÍGUEZ



Luciano Rodriguez returns for his second season calling play by play for the Nationals Spanish-language broadcasts on DC 87.7FM and La Pantera 100.7 FM / 1220 AM. In 2009, Rodriguez held dual roles for Washington Nationals Spanish-language radio, providing play-by-play and color analysis on WZHF 1390 AM. A 40-year veteran of DC Latin sports broadcasts, Rodriguez got his start in Spanish-language radio in the late 1980s as a sports reporter at WILC 900 AM, where he would later serve as Sports Director from 1989 to 1998. He then moved WACA 1540 AM in the same role. In 1993, Rodriguez ventured into Major League Baseball as the first Spanish-language color commentator for the Baltimore Orioles. From 2005 to 2015 Rodriguez worked for SiriusXM as a Spanish-language play-by-play host, color commentator and producer, covering baseball and various other sports.

### GUSTAVO SALAZAR



Gustavo Salazar is a 3rd generation broadcaster. His family has a combined 95-year legacy within the Latin broadcast industry. In addition to joining the Nationals Spanish Radio Broadcast team this season, Salazar can be heard on Costa-Media's Los Reyes de la Radio morning show on DC 87.7FM. A twenty-year broadcast veteran, Salazar was an integral part of CBS Radio and iHeart radio's Latin radio market growth in Washington DC and Philadelphia. From 2013-2022, Gustavo was an NFL Broadcaster for the Philadelphia Eagles and Baltimore Ravens Spanish radio broadcasts including calling the Eagles Super Bowl LII Victory season. Along with his NFL Experience, Gustavo has also broadcast games for Major League Soccer, Major League Baseball and currently also works as a sports producer for SiriusXM sports.



# WASHINGTON-BALTIMORE CHAPTER OF BBWAA

## CHAPTER CHAIRMAN

Chelsea Janes (2021, Washington Post)

## CHAPTER VICE CHAIRMAN

Roch Kubatko (1997, MASNSports.com)

## Associated Press

David Ginsburg (1994), Howard Fendrich (2006), Steve Whyno (2016), Noah Trister (2021)

## The Athletic

Ken Rosenthal (1987), Dan Connolly (2001), Brittany Ghiroi (2016)

## At Large

Zach Silver (2021)

## BaltimoreBaseball.com

Rich Dubroff (2013)

## Baltimore Sun

Nathan Ruiz (2019), Jacob Meyer (2023)

## Baltimore Banner

Andy Kostka (2022)

## Baseball America

Savannah McCann (2023)

## ESPN.com

Tim Kurkjian (1981)

## MASNSports.com

Roch Kubatko (1997), Mark Zuckerman (2001), Steve Melewski (2016), Bobby Blanco (2023)

## MLB.com

Joe Trezza (2018), Jessica Camerato (2020), Jake Rill (2023)

## Ouresquina.com

Manuel Gomez (2021)

## Sports Illustrated

Emma Baccellieri (2022)

## USA Today

Gabe Lacques (2003), Peter Barzilai (2006), Steve Gardner (2011), Scott Boeck (2013), Jesse Yomtov (2020)

## Washington Post

John Feinstein (1993), Dave Sheinin (1998), Jerry Brewer (2007), Adam Kilgore (2010), Barry Svrluga (2013), Chelsea Janes (2021), Andrew Golden (2023), Spencer Nusbaum (2024)

## Washington Times

Thom Loverro (1993)

## Honorary Members

David Ammenheuser, Paul Attner, Thomas Boswell, Jerry Crasnick, Todd Dybas, John Eisenberg, David Hughes, Mark Hyman, Dave Kindred, Bob Maisel, Ken Nigro, Peter Schmuck, George Solomon, David Steele, Paul White

# LOCAL WASHINGTON TELEVISION OUTLETS

## WRC-4 (NBC)

Heather McDonough, JP Findlay, Gio Del Fa

## WTTG-5 (FOX)

Chad Ricardo

## WJLA-7 (ABC)

Keith Abernethy, Scott Abraham, Natalie Spala

## WUSA-9 (CBS)

Thomas Hunsicker, Chick Hernandez

# LOCAL WASHINGTON RADIO STATIONS

## 106.7 The Fan

Chris Kinard, The Sports Junkies (Eric Bickel, John Auville, JP Flaim, Jason Bishop), Brian Mitchell, J.P. Finlay, Grant Paulsen, Danny Rouhier, Byron Kerr, Matt Cahill, Brendan Darr, Craig Heist, Thom Loverro.

## The Team 980-AM

Chris Kinard, Kevin Sheehan, Travis Thomas, Reece Waters, Chris Russell.

## ESPN 630 AM

Tony Kornheiser, Andy Pollin, Bram Weinstein

## WTOP 103.5 FM

George Wallace, Dave Preston

# NATIONALS RADIO NETWORK AFFILIATES

## WASHINGTON, D.C.

WJFK 106.7 FM  
WFED 1500 AM  
WDCN 87.7FM (Spanish)

## MARYLAND

Cumberland, MD..... WCMD 1230 AM / 102.1 FM  
Thurmont, MD..... WTHU 1450 AM

## VIRGINIA

Front Royal, VA..... WFTR 1450 AM  
Lynchburg, VA..... WBRG 105.1 FM / 1050 AM  
Martinsville, VA..... WHEE 1370 AM  
Richmond, VA..... WRVA 1140 AM / WRNL 910 AM  
Fall Church, VA..... WFAX 100.7FM/1220AM (Spanish)

## WEST VIRGINIA

Martinsburg, WV ..... WRNR 740 AM / 106.5 FM

## NORTH CAROLINA

New Bern, NC..... WWNB 1490AM/ W298DG 107.5 FM

# NATIONALS 2025 SCHEDULE

## MARCH/APRIL

SUN	MON	TUE	WED	THU	FRI	SAT
23	24	25	26	27 <b>PHI</b> 4:05 PM	28	29 <b>PHI</b> 4:05 PM
30 <b>PHI</b> 1:35 PM	31 <b>TOR</b> 7:07 PM	1 <b>TOR</b> 7:07 PM	2 <b>TOR</b> 3:07 PM	3	4 <b>AZ</b> 6:45 PM	5 <b>AZ</b> 4:05 PM
6 <b>AZ</b> 1:35 PM	7 <b>LAD</b> 6:45 PM	8 <b>LAD</b> 6:45 PM	9 <b>LAD</b> 4:05 PM	10	11 <b>MIA</b> 7:10 PM	12 <b>MIA</b> 4:10 PM
13 <b>MIA</b> 1:40 PM	14 <b>PIT</b> 6:40 PM	15 <b>PIT</b> 6:40 PM	16 <b>PIT</b> 6:40 PM	17 <b>PIT</b> 6:40 PM	18 <b>COL</b> 3:10 PM	19 <b>COL</b> 3:10 PM
20 <b>COL</b> 3:10 PM	21	22 <b>BAL</b> 6:45 PM	23 <b>BAL</b> 6:45 PM	24 <b>BAL</b> 6:45 PM	25 <b>NYM</b> 6:45 PM	26 <b>NYM</b> 4:05 PM
27 <b>NYM</b> 1:35 PM	28 <b>NYM</b> 6:05 PM	29 <b>PHI</b> 6:45 PM	30 <b>PHI</b> 6:45 PM			

## JULY

SUN	MON	TUE	WED	THU	FRI	SAT
		1 <b>DET</b> 6:45 PM	2 <b>DET</b> 6:45 PM	3 <b>DET</b> 6:45 PM	4 <b>BOS</b> 11:05 AM	5 <b>BOS</b> 4:05 PM
6 <b>BOS</b> 1:35 PM	7	8 <b>STL</b> 7:45 PM	9 <b>STL</b> 7:45 PM	10 <b>STL</b> 7:45 PM	11 <b>MIL</b> 3:10 PM	12 <b>MIL</b> 4:10 PM
13 <b>MIL</b> 2:10 PM	All Star Game 2025					18 <b>SD</b> 6:45 PM
20 <b>SD</b> 1:35 PM	21 <b>CIN</b> 6:45 PM	22 <b>CIN</b> 12:05 PM	23 <b>CIN</b> 12:05 PM	24	25 <b>MIN</b> 8:10 PM	26 <b>MIN</b> 7:10 PM
27 <b>MIN</b> 2:10 PM	28 <b>HOU</b> 8:10 PM	29 <b>HOU</b> 8:10 PM	30 <b>HOU</b> 2:10 PM	31		

## MAY

SUN	MON	TUE	WED	THU	FRI	SAT
				1 <b>PHI</b> 6:45 PM	2 <b>CIN</b> 6:10 PM	3 <b>CIN</b> 6:40 PM
4 <b>CIN</b> 4:10 PM	5 <b>CLE</b> 6:45 PM	6 <b>CLE</b> 6:45 PM	7 <b>CLE</b> 12:05 PM	8	9 <b>STL</b> 6:45 PM	10 <b>STL</b> 4:05 PM
11 <b>STL</b> 1:35 PM	12 <b>ATL</b> 7:15 PM	13 <b>ATL</b> 7:15 PM	14 <b>ATL</b> 7:15 PM	15 <b>ATL</b> 12:15 PM	16 <b>BAL</b> 7:05 PM	17 <b>BAL</b> 4:05 PM
18 <b>BAL</b> 1:35 PM	19	20 <b>ATL</b> 6:45 PM	21 <b>ATL</b> 6:45 PM	22 <b>ATL</b> 6:45 PM	23 <b>SF</b> 6:45 PM	24 <b>SF</b> 4:05 PM
25 <b>SF</b> 1:35 PM	26	27 <b>SEA</b> 9:40 PM	28 <b>SEA</b> 9:40 PM	29 <b>SEA</b> 9:40 PM	30 <b>AZ</b> 9:40 PM	31 <b>AZ</b> 10:10 PM

## AUGUST

SUN	MON	TUE	WED	THU	FRI	SAT
					1 <b>MIL</b> 6:45 PM	2 <b>MIL</b> 4:05 PM
3 <b>MIL</b> 1:35 PM	4	5 <b>ATH</b> 6:45 PM	6 <b>ATH</b> 6:45 PM	7 <b>ATH</b> 12:05 PM	8 <b>SF</b> 10:15 PM	9 <b>SF</b> 4:05 PM
10 <b>SF</b> 4:05 PM	11 <b>KC</b> 7:40 PM	12 <b>KC</b> 7:40 PM	13 <b>KC</b> 7:40 PM	14 <b>PHI</b> 6:45 PM	15 <b>PHI</b> 6:45 PM	16 <b>PHI</b> 4:05 PM
17 <b>PHI</b> 11:35 AM	18	19 <b>NYM</b> 6:45 PM	20 <b>NYM</b> 6:45 PM	21 <b>NYM</b> 4:05 PM	22 <b>PHI</b> 6:45 PM	23 <b>PHI</b> 6:05 PM
24 <b>PHI</b> 1:35 PM	25 <b>NYN</b> 7:05 PM	26 <b>NYN</b> 7:05 PM	27 <b>NYN</b> 1:05 PM	28	29 <b>TB</b> 6:45 PM	30 <b>TB</b> 4:05 PM
31 <b>TB</b> 1:35 PM						

## JUNE

SUN	MON	TUE	WED	THU	FRI	SAT
1 <b>AZ</b> 4:10 PM	2	3 <b>CHC</b> 6:45 PM	4 <b>CHC</b> 6:45 PM	5 <b>CHC</b> 6:45 PM	6 <b>TEX</b> 6:45 PM	7 <b>TEX</b> 4:05 PM
8 <b>TEX</b> 1:35 PM	9	10 <b>NYM</b> 7:10 PM	11 <b>NYM</b> 7:10 PM	12 <b>NYM</b> 1:10 PM	13 <b>MIA</b> 6:45 PM	14 <b>MIA</b> 4:05 PM
15 <b>MIA</b> 1:35 PM	16 <b>COL</b> 6:45 PM	17 <b>COL</b> 6:45 PM	18 <b>COL</b> 6:45 PM	19 <b>COL</b> 1:05 PM	20 <b>LAD</b> 10:10 PM	21 <b>LAD</b> 9:38 PM
22 <b>LAD</b> 4:10 PM	23 <b>SD</b> 9:40 PM	24 <b>SD</b> 9:40 PM	25 <b>SD</b> 4:10 PM	26	27 <b>LAA</b> 9:38 PM	28 <b>LAA</b> 9:38 PM
29 <b>LAA</b> 4:07 PM	30					

## SEPTEMBER

SUN	MON	TUE	WED	THU	FRI	SAT
	1 <b>MIA</b> 1:05 PM	2 <b>MIA</b> 6:45 PM	3 <b>MIA</b> 1:05 PM	4	5 <b>CHC</b> 2:20 PM	6 <b>CHC</b> 2:20 PM
7 <b>CHC</b> 2:20 PM	8 <b>MIA</b> 6:40 PM	9 <b>MIA</b> 6:40 PM	10 <b>MIA</b> 6:40 PM	11 <b>MIA</b> 6:40 PM	12 <b>PIT</b> 6:45 PM	13 <b>PIT</b> 4:05 PM
14 <b>PIT</b> 1:35 PM	15 <b>ATL</b> 6:45 PM	16 <b>ATL</b> 6:45 PM	17 <b>ATL</b> 4:05 PM	18	19 <b>NYM</b> 10:10 PM	20 <b>NYM</b> 4:10 PM
21 <b>NYM</b> 1:40 PM	22 <b>ATL</b> 7:15 PM	23 <b>ATL</b> 7:15 PM	24 <b>ATL</b> 12:15 PM	25	26 <b>CWS</b> 6:45 PM	27 <b>CWS</b> 4:05 PM
28 <b>CWS</b> 3:05 PM	29	30				

HOME AWAY

N E X T   G E N   N A T I V I T Y



202.675.NATS(6287)

Schedule subject to change. For the most current schedule and promotions, visit [nationals.com/schedule](https://nationals.com/schedule).